



Agenda Report

2725 Judge Fran Jamieson
Way
Viera, FL 32940

Consent

F.11.

8/12/2025

Subject:

Approval, Re: Advance the purchase one (1) Sutphen SPH 100' Aerial Platform Ladder Truck.

Fiscal Impact:

Not to exceed \$2,250,000 in the Fire Rescue Fiscal Year 2025-26 Proposed Budget.

Dept/Office:

Public Safety Group: Fire Rescue Department

Requested Action:

Request the Board of County Commissioners approve the advanced purchase of one (1) Sutphen 100-foot Aerial Platform Ladder Truck and authorize the County Manager to approve Budget Change Requests (BCRs) and other administrative actions required to complete the purchase as necessary.

Summary Explanation and Background:

Part of Fire Rescue's multiyear capital replacement plan to meet operational needs includes the addition of an aerial platform ladder truck. Funding for this apparatus was approved by the Board on May 20, 2025, as part of the FY 2025-26 fire assessment rate adjustment when the department identified required capital purchases over the next 7 years. The purchase is included in the Fire Rescue FY 2025-26 budget request, which is currently pending Board approval.

The industry standard for current estimated build and delivery time for aerial platform ladder trucks is thirty-six months. Under the current plan, the department could expect delivery October 2028. Staff was recently notified that the current vendor of record, Sutphen, has an aerial platform ladder truck in active production, scheduled for completion in September 2026. Approval to advance the purchase of the vehicle into the current fiscal year will secure an earlier delivery date, mitigate the risk of manufacturing delays, and lock in the vendor's current pricing, avoiding an expected 5% increase (approximately \$110,000) effective October 1, 2025.

Fire Rescue seeks Board approval to advance the purchasing process for the available Sutphen vehicle into the current fiscal year, FY 2024-25. The Sutphen SPH 100' Aerial Platform Ladder Truck meets the requirements of the National Fire Protection Association (NFPA) 1901, Standard for Automotive Fire Apparatus.

Clerk to the Board Instructions:



Kimberly Powell, Clerk to the Board, 400 South Street • P.O. Box 999, Titusville, Florida 32781-0999

Telephone: (321) 637-2001
Fax: (321) 264-6972
Kimberly.Powell@brevardclerk.us

August 13, 2025

M E M O R A N D U M

TO: Chief Patrick Voltaire, Fire Rescue


RE: Item F.11., Approval to Advance the Purchase of One (1) Sutphen SPH 100-Foot Aerial Platform Ladder Truck

The Board of County Commissioners, in regular session on August 12, 2025, approved the advanced purchase of one (1) Sutphen 100-foot Aerial Platform Ladder Truck; and authorized the County Manager to approve Budget Change Requests (BCRs) and other administrative actions required to complete the purchase as necessary.

Your continued cooperation is always appreciated.

Sincerely,

BOARD OF COUNTY COMMISSIONERS
RACHEL M. SADOFF, CLERK


Kimberly Powell, Clerk to the Board

/tr

cc: Public Safety Director
Finance
Budget



SUTPHEN

PROPOSAL

TO:

Brevard County Fire Rescue
Chief Pat Voltaire
1040 S Florida Ave
Rockledge FL 32955

July 18, 2025

We hereby propose and agree to furnish the following firefighting equipment upon your acceptance of this Proposal and the Terms and Conditions within:

**One (1) SUTPHEN Custom Monarch SPH 100 STOCK UNIT HS 8268
utilizing *Sourcewell Contract #113021-SUT* and built as outlined in
included Specifications \$ 2,220,000.00**

**If paid in full within 72 hours after aerial arrives at SFEV dealership following the
final inspection in Ohio, you may deduct \$15,000.00 making final cost \$ 2,205,000.00**

The apparatus, described in the following proposal documentation, will be delivered in approximately **6-8 months** after receipt of Purchase Order or Contract, subject to delays from all causes beyond our control. Unless accepted within 40 days, the right is reserved to withdraw or modify this proposal.

Respectfully submitted,



Guy Lombardo
South Florida Emergency Vehicles

Authorized Representative for
Sutphen Corporation
573-216-2562

TERMS & CONDITIONS

Changes to National Fire Protection Association ("NFPA") 1900, Environmental Protection Agency ("EPA") or changes legislated by Federal, State or Local Governments *or* changes in parts availability or vendor relationships that impact the cost to manufacture the truck may incur additional charges which shall be borne by the Purchaser. These may include but are not limited to changes that affect the major vendors of the fire apparatus industry such as pump manufacturers, seat manufacturers, electrical power supplies (generators) and powertrain (engine & transmission). Any such changes shall be documented on a change order executed by both Sutphen and Purchaser.

Sutphen shall provide written notice to the Purchaser as soon as it reasonably believes any cost increase provision may be invoked. Sutphen shall provide, upon written request, documentation of such changes and increases.

Sutphen will use its reasonable best efforts to deliver the apparatus within the timeframe quoted herein, provided that such delivery date shall be automatically extended for delays beyond Sutphen's control, including, without limitation, strikes, labor disputes, riots, civil unrest, pandemics, war or other military actions, sabotage, government regulations or controls, fire or other casualty, or inability to obtain materials or services. If such delay occurs, Sutphen shall give notice of delay to Purchaser. Purchaser shall not be entitled to any discount or reduction in price for such delay and Sutphen shall not be liable for any damages (compensatory, incidental, consequential or otherwise) related to such delay.

Final payment shall be made within 72 hours of the unit arriving at the dealership to receive the stated discount, FULL payment must be made at the time of delivery of the completed truck. Any loose equipment, shelving, and graphics will be completed by the dealership. Should payment be delayed, Sutphen reserves the right to charge interest at the rate of one and one-half percent (1.5%) per month, beginning on the day after payment is due.

Transfer of the Manufacturer's Certificate of Origin (MCO) shall take place upon payment in full in accordance with these terms. Sutphen reserves the right to withhold delivery of the MCO until payment in full is received. The apparatus shall be tested per NFPA #1900 at Sutphen's manufacturing facility. Purchaser agrees that the apparatus and equipment being purchased hereunder shall not be driven or used in any manner until it is paid for in full. In the event there are any shortages or omissions with the apparatus at time of completion, Purchaser may withhold a sum equivalent to the price of any such shortages as determined by Sutphen.

In the case of any default in payment hereunder or in the payment on any notes, negotiable paper, obligations or other instruments issued by Purchaser, Sutphen may take full possession of the apparatus and equipment or of the piece or pieces upon which default has been made, and any payments that have been made theretofore shall be applied as rent in full for the use of the apparatus and equipment up to the date of taking possession by Sutphen.

Sutphen warrants to Purchaser that all goods and services furnished hereunder will conform in all respects to the terms of this order, including any applicable change orders, drawings, specifications, or standards incorporated herein, and/or defects in materials, workmanship, and free from such defects in design. In addition, Sutphen warrants that the goods and services are suitable for and will perform in accordance with the purposes for which they were intended, for a period of one year from the Warranty Registration Date, unless an extended warranty is purchased.

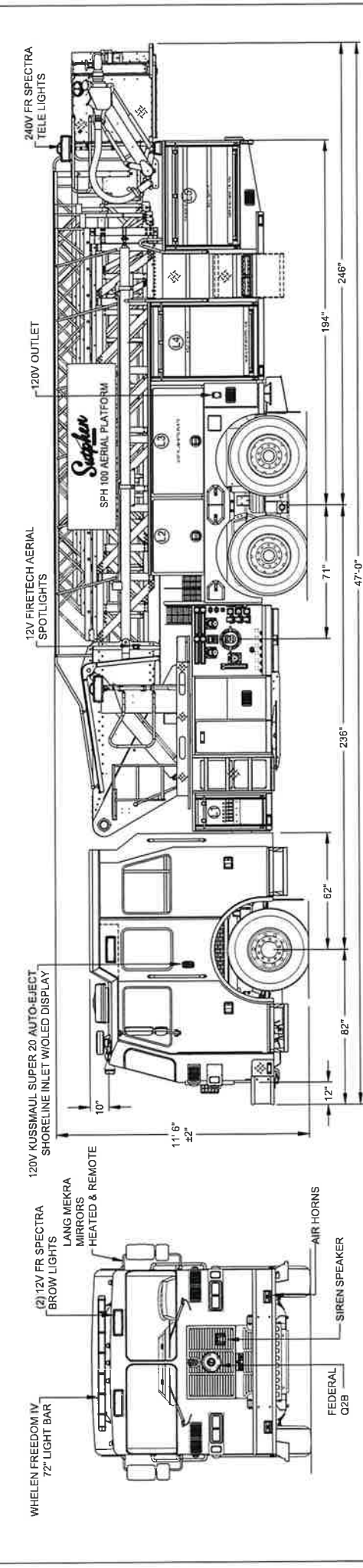
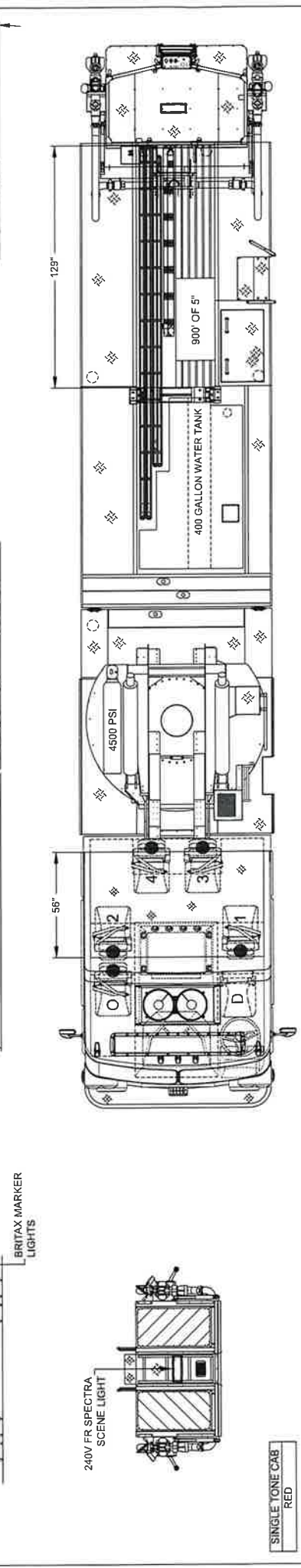
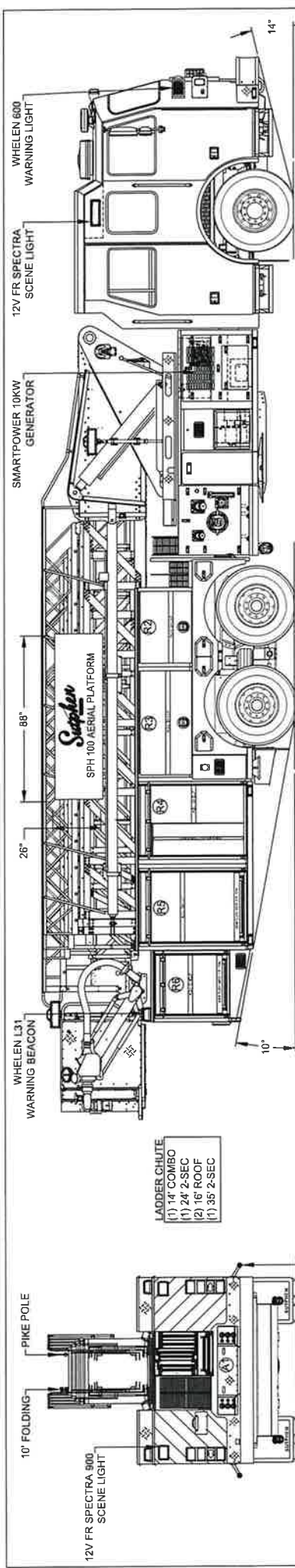
The purchase price provided for herein does not include any federal, state or local sales tax, duties, imposts, revenues, excise or other taxes which may hereafter be imposed by governmental authority or otherwise and which are made applicable to the apparatus or equipment covered by this Proposal. In the event that any such taxes are subsequently imposed and become applicable, the purchase price herein shall be increased by the amount of such taxes and such sum shall be immediately paid by Purchaser to Sutphen. To the extent applicable, the prices and deliveries set forth herein are subject to the Defense Production Act.

Sutphen shall provide insurance insuring the apparatus and equipment against loss by fire, theft, or collision and insuring against property damage and personal injury through the completion of the apparatus and transfer of the Manufacturer's Certificate of Origin.

After the execution of this Agreement, Purchaser shall have no right to terminate the Agreement. Sutphen may, in its absolute and sole discretion, accept Purchaser's request to terminate the Agreement. In the event Sutphen accepts Purchaser's request to terminate the Agreement, Sutphen may charge a cancellation fee. The following charge schedule based on costs incurred may be applied, at Sutphen's sole discretion: (a) 10% after order is accepted by Sutphen; (b) 30% of the Purchase Price after production has commenced. The cancellation fee may increase accordingly as costs are incurred as the order progresses through engineering and into manufacturing.

These Terms and Conditions ("T&C") contained in the Proposal provided herein take precedence over all previous negotiations, oral or written, and no representations or warranties are applicable except as specifically contained in these or in any subsequently signed agreement between the Parties. No waiver of any of the provisions of these T&C shall be deemed a waiver of any other provision, whether similar, nor shall any waiver constitute a continuing waiver. If a Purchase Order is issued, this Proposal, including the Terms and Conditions contained herein, shall supersede the terms in the Purchase Order where terms may be inconsistent.

This Proposal shall be governed and controlled as to interpretation, enforcement, validity, construction, effect and in all other respects by the laws, statutes, and decisions of the State of Ohio. Exclusive jurisdiction and venue for any litigation at all related to this in the Franklin County Court of Common Pleas, Columbus, Ohio, and the parties hereto consent and submit to the general jurisdiction of this court. All of these T&C shall be binding upon and inure to the benefit of and be enforceable by Sutphen, Purchaser, their successors and assigns.



COMPARTMENT DIMENSIONS

DOOR OPENINGS	COMPARTMENT DIMENSIONS			DOOR OPENINGS			COMPARTMENT DIMENSIONS		
	COMPT.	HEIGHT	WIDTH	COMPT.	HEIGHT	WIDTH	COMPT.	HEIGHT	WIDTH
L1	31	13' 6"	17' 6"	A1	31	13' 6"	A1	31	13' 6"
L2	23	4' 2"	12' 10"	A2	27	12'	A2	27	12'
L3	23	50' 14"	58'	A3	27	12'	A3	27	12'
L4	48	12'	38' 3/4"	A4	48	12'	A4	48	12'
L5	40	12'	34' 3/4"	A5	40	12'	A5	40	12'
L6	32	18'	30' 7/8"	A6	32	18'	A6	32	18'

TOTAL COMPARTMENT VOLUME - 283.49 CU.FT.

SUTPHEN

DEMO 614
DUBLIN, OH

SPH100 AERIAL PLATFORM
DATE: 02/02/24

DRAWN BY: R.MILLER

DATE: 05/29/24

REV. FACILITY: DUBLIN

DESCRIPTION: REV. A

DATE: 09/06/24

BY: AM

THE PRINT IS PROVIDED ON A RESTRICTED BASIS AND IS NOT TO BE USED IN ANY WAY OR TERMINAL TO THE INTEREST OF SUTPHEN CORPORATION.

CUSTOMER APPROVAL

NAME: _____

TITLE: _____

DATE: _____

DIMENSIONS SHOWN ON THIS DRAWING ARE APPROXIMATE AND ARE SUBJECT TO MINOR DEVIATIONS DURING CONSTRUCTION.

IN THE EVENT OF A DISCREPANCY BETWEEN THE SUTPHEN SPECIFICATIONS AND DRAWING, THE SUTPHEN SPECIFICATIONS SHALL PREVAIL.

DRAWING IS FOR REFERENCE ONLY. SOME ITEMS PROPOSED MAY NOT BE SHOWN OR NOTED.



Sutphen
Component Report
Dealership: Sutphen Corporation

HS- 8268 Demo 614

Order#: DO004259
Contact: Richie Miller
Position: Sales Operations Manager
Phone: 614-923-2453
Mobile: 614-813-8028
Email: richie.miller@sutphencorp.com

Bill To	Ship To
Customer: Sutphen Corporation Contact: Richie Miller, Sales Operations Manager Address: PO Box 158. Amlin, Ohio 43002	Customer: Sutphen Corporation Contact: Richie Miller, Sales Operations Manager Address: 6450 Eiterman Rd. Dublin, Ohio 43016

Comments
Project Manager: Austin Martin Salesperson: Richie Miller Revision Level: <Rev-A> Truck Type: SPH100 Body Facility: Dublin

Line	Item #	Qty	Item Description/Comments
1		1	Electrical System = Point-to-Point
2	10000225	1	STD WIRING SCHEMATIC (USB)
3	10001200	1	MAXIMUM APPARATUS HEIGHT = N/A
4		1	Overall Apparatus Height = 11'6" +/- 2".
5	10001220	1	MAXIMUM APPARATUS LENGTH = N/A
6		1	Overall Apparatus Length = 46'7" +/- 2".
CHASSIS			
7	10010006	1	CHASSIS, CUSTOM
8	51070236	1	WHEELBASE = 236
9		1	PTA Number = 71"
10		1	AF Number = 184"
11	25020120	1	FRAME, 10" DOUBLE RAILS, DOMEX, TANDEM AXLE - AERIAL (110K PSI)
12	45040100	1	FRONT BUMPER CLIP
13	45010001	1	FRONT TOW EYES, BELOW BUMPER, PAINTED
14	46010000	1	REAR TOW EYES, PAINTED
15	40010250	1	STEERING - ROSS TAS-85



Line	Item #	Qty	Item Description/Comments
16	22010100	1	DRIVE LINE, SPICER, 1810 SERIES (Tandem)
17	23014230	1	ENGINE, CUMMINS X12 500HP DOC-DPF-DEF-SCR OBD
18	23029200	1	ENGINE WARRANTY, 5 YEAR, 100,000 MILES FOR CUMMINS (X SERIES)
19	23029400	1	AFTERTREATMENT WARRANTY, 5 YEAR, 100,000 MILES FOR CUMMINS (X SERIES)
20	23030006	1	AIR INTAKE/EMBER SEPARATOR
21	23031176	1	FUEL FILTER/WATER SEPARATOR, PRIMARY, FLEETGUARD FUEL PRO FH230
22	23031220	1	FUEL FILTER, SECONDARY, FLEETGUARD, FF5825NN
23	47012520	1	TRANSMISSION, ALLISON GEN 6, EVS4000 (X10HHD, X12, X15)
24		1	State Generator Model PTO 10137646 State Aerial Model PTO 10137647
25	23110000	1	JACOBS ENGINE BRAKE
26	47024050	1	TRANSMISSION COOLER
27	47030000	1	ALLISON TOUCH PAD SHIFTER
28	47030130	1	SHIFTER PAD GEARING, 5 GEARS OPEN, 6TH GEAR VIA MODE BUTTON
29	21021200	1	COOLING SYSTEM
30	21030195	1	COOLANT FILTER
31	21030000	1	FAN CLUTCH
32	21030200	1	RADIATOR COOLANT RECOVERY, PRESSURIZED SYST
33	26020100	1	FUEL BEAM, 65 GALLON (AERIALS)
34	26030000	1	FUEL FILL
35	26030100	1	FUEL COOLER
36	24040000	1	DIESEL EXHAUST FLUID TANK
37		1	DEF Access = Hinged Door for DEF Access.
38	13010225	1	ALTERNATOR, LEECE NEVILLE 420 AMP BLP4003
39	13030100	1	LOW VOLTAGE ALARM, FLOYD BELL TXB-V86-515-QF
40	15010500	1	BATTERIES, INTERSTATE TYPE 31 MHD (4)
41	15031700	1	BATTERY JUMPER TERMINALS

Line	Item #	Qty	Item Description/Comments
42	15031510	1	BATTERY CHARGER, KUSSMAUL CHIEF 4012
43	15030465	1	120V SHORELINE INLET, KUSSMAUL SUPER 20 AUTO EJECT W/ OLED DISPLAY 091-55-266-XX
44		1	<i>Shoreline Inlet Location = Driver's side of Cab, standard location.</i>
45		1	<i>Shoreline Cover Color = Red.</i>
46	14022130	1	FRONT AXLE, HENDRICKSON STEERTEK NXT 23,000 LB.
47	41022130	1	FRONT SUSPENSION, HENDRICKSON 23,000 LBS. (4) 56" LEAFS
48	41040100	1	FRONT SUSPENSION LOCKING CYLINDERS, AERIALS
49	41040200	1	FRONT SUSPENSION LOCKOUT PLATE
50	41040510	1	STEER ASSIST
51	43010370	1	FRONT TIRES, MICHELIN 425/65R22.5 LRL XFE 22.5 X 12.25 WHEELS
52	14520310	1	REAR AXLE, MERITOR RT-50-180 52,000 LB TANDEM
53	14530150	1	TOP SPEED, 60 MPH
54	14530316	1	DRIVER CONTROLLED INTER-AXLE (FRONT-TO-REAR) DIFFERENTIAL LOCK (TANDEM)
55	42020025	1	REAR SUSPENSION, LINK, AIR LIFT, 52,000 LBS. AIR RIDE
56	44020270	1	REAR TIRES, MICHELIN 12R22.5 LRH XZE HIGHWAY 52,000 GVWR
57		1	<i>Note:</i> -Sales is requesting a temporary top speed of 68 MPH while the truck demos. -This will need to be reduced back to 60 MPH once this unit is sold to a customer. -Rear axle gear ratios and transmission gearing will need to be selected and set accordingly.
58	42920300	1	TIRE PRESSURE MONITOR, QUICK PRESSURE
59	44220110	1	WHEELS, ALUM, ACCURIDE, ACCUSHIELD (max 58K rear)
60	44270105	1	HUB COVERS, FRONT & REAR, POLISHED STS (Tandem Axle)
61	44270305	1	CHROME LUG NUT CAPS, FRONT & REAR (Tandem Axle)
62	44271100	1	MUD FLAPS, FRONT (PAIR)
63	44271200	1	MUD FLAPS, REAR (PAIR)
64	44088888	1	SPECIAL ITEM: REPLACE ALL TIRES AFTER DEMO PERIOD
65		1	<i>Note:</i> -Replace all tires with new tires of same make/model following Demo period. -Standard option for SPH Demos due to high Demo usage and routine wear, tear, and damage reported from upfit departments.

Line	Item #	Qty	Item Description/Comments
66	54010010	1	DATA, SAFETY & WARNING TAGS APPLICATION, ADHESIVE
67	16010225	1	BRAKES MERITOR SCAM 6" FRONT, SCAM 8.625" REAR (TANDEM AXLE)
68	18010046	1	AIR BRAKE SYSTEM 6 TANKS WABCO 1200 DRYER (TANDEM)
69	18030010	1	AIR BRAKE RELEASE VALVE, WABCO
70	18030140	1	AIR INLET CONNECTION W/CHECK VALVE
71		1	<i>Standard Air Inlet Location = Left hand side of Driver's step well.</i>
72	18035110	1	AIR COMPRESSOR, KUSSMAUL AUTO PUMP AC, 100PSI
73	18036105	1	TIMER, KUSSMAUL AUTO PUMP
74	18220000	1	ELEC STABILITY CONTROL SYST (TANDEM)
75	18110150	1	WABCO 6 CHANNEL ANTI-LOCK BRAKES W/ASR (TANDEM)
76	53510000	1	COMPRESSION FITTINGS ON AIR SYSTEM (CHASSIS)
CAB			
77	11024292	1	CAB TSAL4SK 62" 10" RR 1/2
78	11030025	1	CAB CERTIFICATION - STRUCTURAL INTEGRITY
79	11030950	1	CAB LOCKDOWN LATCHES
80	11031025	1	CAB TILT SYSTEM, AIR CONTROL VALVE
81	11031034	1	CAB TILT CONTROL LOCATION, OUTRIGGER SERVICE PANEL, OFFICER'S SIDE
82	11031100	1	MANUAL BACK-UP TILT SYSTEM
83	11031350	1	CAB DOORS, FULL LENGTH (4)
84	11031385	1	CAB STEPS, LOWER GRIP STRUT, INTERMEDIATE DIAMONDPLATE
85	11031390	1	AUXILIARY CAB STEPS, ALUM, GRIP STRUT (SET OF 4)
86	11031399	1	CAB STEP LIGHTING, TECNIQ E45 LED STRIP LIGHTS
87	11031421	1	CAB DOOR WINDOWS, POWER (4)
88	11031401	1	CAB SIDE WINDOWS, FIXED, BOTH SIDES
89	11031460	1	NO WINDOWS, BACK WALL OF CAB
90	11031465	1	WINDOW TINTING (LIMO TINT 8%) - EACH (4)
91	52010010	1	ELECTRIC INTERMITTENT WIPERS

Line	Item #	Qty	Item Description/Comments
92	52030100	1	DEACTIVATE WINDSHIELD WIPERS WITH PARKING BRAKE ENGAGED
93		1	<i>Override Switch to Re-Engage Wipers? = Yes.</i>
94	52030200	1	WINDSHIELD WASHER RESERVOIR
95	38010020	1	MIRRORS LANG MEKRA 300 SERIES HEATED & REMOTE
96	38030210	1	OFFICER'S SIDE OUTRIGGER MIRROR, REAR EXTERIOR WALL OF CAB, 12" CONVEX, TRUCK-LITE
97	11024405	1	UPPER GRILLE, LEVEL STYLE FACADE (X SERIES)
98	11024510	1	FLAMING "S" LOGO, UPPER GRILLE, ILLUMINATED
99		1	<i>LED backlight color for upper grille = Red</i>
100	11024605	1	LOWER GRILLE, POLISHED STAINLESS (X SERIES)
101	20010075	1	BUMPER, 12" POLISHED STAINLESS STEEL
102		1	<i>Siren Speaker Perforations = No Speaker Perforations in Bumper.</i>
103	20029800	1	BUMPER SIDES, DIAMONDPLATE
104	12010500	1	AIR HORNS, DUAL, GROVER #2040 RECTANGULAR, BEHIND PERFORATION
105		1	<i>Air Horns Location: Outboard, (1) each side.</i>
106	12030015	1	AIR HORNS CUTOUTS IN BUMPER, BEHIND PERFORATIONS (X SERIES)
107	12030350	1	LANYARD CONTROL FOR AIR HORNS
108	12510110	1	ELEC SIREN, WHELEN 295HFS2, REMOTE FLUSH MOUNT
109	12620100	1	SIREN SPEAKER, 100W, CAST PRODUCTS, SA4201-6B-A
110	12670110	1	SIREN SPEAKER(S) INSTALLED BEHIND CAB GRILLE
111	12710100	1	SIREN, FEDERAL Q2B, GRILLE MOUNT
112		1	<i>Q2B Wiring = Wired to Emergency Master then shed with parking brake on.</i>
113	12730205	1	MECH SIREN WIRED TO STEERING WHEEL BUTTON
114	12730350	1	MOMENTARY SWITCH ON DASH, OFFICER'S SIDE, FOR MECH SIREN
115	12730363	1	SIREN BRAKE SWITCH FOR MECH SIREN, DRIVER'S & OFFICER'S SIDE
116		1	<i>Siren Brake Switch for Driver Lower Console Position 2, Switch #7</i>
117		1	<i>Siren Brake Switch for Officer Lower Console Position 5, Switch #3</i>

Line	Item #	Qty	Item Description/Comments
118	12730400	1	MASTER SHUT OFF SWITCH WITH GUARD FOR Q2B
119	32520525	1	HEADLIGHTS, LED, FIRETECH FT-4X6, DUAL STS HOUSINGS (TRIPLE UPPER WARNING)
120		1	<i>Headlight Interior Finish = Chrome.</i>
121	48010305	1	FRONT TURN SIGNALS, WHELEN 400 SERIES LED (4) (LOWER HOUSING)
122	32530750	1	ICC LIGHTS, LED, ROOF MOUNTED MARKERS, GROTE
123	27022120	1	HANDRAILS, CAB EXTERIOR, KNURLED STAINLESS STEEL (4) SIDE
124	27025000	1	HANDRAILS, CAB INTERIOR, BLACK RUBBER COATED (2) FRONT ENTRY
125	27030120	1	HANDRAILS, REAR CAB INTERIOR DOOR, BLACK RUBBERIZED (2) AND KNURLED STS AT WINDOW (2)
126	27040100	1	INTERIOR DOOR, NYLON STRAP
127	11035416	1	RAPTOR REAR EXTERIOR WALL OF CAB, SINGLE TONE (AERIAL OR TOP MOUNT)
128		1	<i>Color of Raptor on Exterior Cab Wall = Truck Color Red.</i>
129	11035422	1	DIAMONDPLATE CAB ROOF 56" x FULL WIDTH
130	11033250	1	UNDERCOATING, INTERIOR CAB DOORS
131	31010250	1	INTERIOR, MULTISPEC BLACK SPECKLE PAINT W/BLACK EMBOSSED FRP BOARD
132	11032929	1	DOOR PANEL, FULL STS
133	90600220	1	REFLECTIVE MATERIAL, INTERIOR CAB DOORS, CHEVRONS, REFLEXITE
134		1	<i>Reflective Striping Color = #030 Red Transparent & #L2 Fluorescent Lime.</i>
135		1	<i>Reflective Striping Verbiage = "SUTPHEN"</i>
136	31010291	1	CAB INTERIOR FLOOR COVERING, BLACK RUBBERIZED
137	22510100	1	ENGINE ENCLOSURE, FULL LENGTH
138	22510530	1	ENGINE ENCLOSURE COVERING, SCORPION BLACK URETHANE BLEND
139	11031680	1	CENTER CONSOLE W/MAP BOOK STORAGE, TOP OF ENGINE ENCLOSURE
140	22610050	1	ENGINE HOOD LIGHT, LED (1)
141	11031510	1	FLAT WORK SURFACE IN LIEU OF GLOVE BOX
142	11031710	1	UPPER CREW DOOR AREA, SMOOTH PANEL
143	30010135	1	INSTRUMENTATION, AMETEK W/ CENTER & OVERHEAD CONSOLES (AERIALS)

Line	Item #	Qty	Item Description/Comments
			Upper Command Console: 
144		1	Overhead Console Panel's Finish: Black Wrinkle.
145		1	Overhead Console Position 1 Switch #1: Master Emergency. Switch #2: Front Scene. Switch #3: Left Scene. Switch #4: Right Scene. Switch #5: Rear Scene. Switch #6: Blank. Switch #7: Blank. Switch #8: Blank. Switch #9: Blank. Switch #10: Blank.
146		1	Overhead Console Position 2 -Jensen Stereo.
147		1	Overhead Console Position 3 -HVAC Controls.
148		1	Overhead Console Position 4 -Warning Indicators. -Seat Belt Monitor. -Lanyard Controls.
149		1	Overhead Console Position 5 -Blank.
150		1	Overhead Console Position 6 -Blank.
151		1	Overhead Console Position 7 -Blank.
152	30010500	1	LOWER COMMAND CONSOLE, L9 & X12
			Lower Command Console (9L & 12L engines): 
153		1	Lower Command Console Finish: Black Urethane.
154		1	Lower Console Panel's Finish: Black Wrinkle.

Line	Item #	Qty	Item Description/Comments
155		1	Lower Console Position 1 -Transmission Shift Pad. -Pump Shift.
156		1	Lower Console Position 2 Switch #1: Jake On/Off. Switch #2: Low/Med/High. Switch #3: High Idle. Switch #4: PTO Lad/Jack. Switch #5: PTO Gen. Switch #6: E Horn / Mech Siren. Switch #7: Siren Brake.
157		1	Lower Console Position 3 -Parking Brake. -(2) 12V Power Points (see below). -Whelen Siren (mount as low as possible).
158		1	Lower Console Position 4 -Blank.
159		1	Lower Console Position 5 Switch #1: Master Emergency. Switch #2: Mech Siren. Switch #3: Siren Brake. Switch #4: Blank. Switch #5: Blank. Switch #6: Blank. Switch #7: Blank.
160	30010610	1	CAB PUMP SHIFTER, ELECTRIC W/ROUND KNOB (FOR HALE G-SERIES PUMP TRANSMISSION)
161	30011000	1	PUMP INTERLOCK, NOT CONNECTED WITH ODOMETER
162	29930210	1	DELETE MAPBOOK SLOT ON FRONT BREAKER PANEL
163	29910100	1	PROGRAMMABLE LOAD MANAGER, CLASS-1 SUPERNODE II
164	30031100	1	HIGH IDLE SWITCH
165	11040000	1	CAB ACCESSORY FUSE PANEL
166	84541540	1	POWER & GROUND STUDS, UPPER COMMAND CONSOLE
167		1	Requirements (AMPS) for Power/Ground Studs in Upper Command Console: (1) 12-volt 60-amp, direct to the battery ignition off. (1) 12-volt 30-amp switched battery first position on ignition switch. (1) 12-volt 30-amp ignition power second position on ignition switch. (1) 12-volt 125-amp ground.
168	30110000	1	VEHICLE DATA RECORDER, AKRON/WELDON
169	30031810	2	12V POWER POINT (2)
170		1	Power Point Location #1: Lower Console Position 3, Driver's corner.
171		1	Power Point Location #2: Lower Console Position 3, Officer's corner.

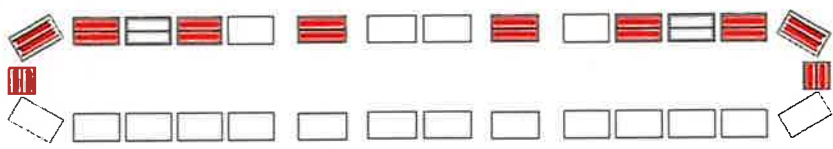
Line	Item #	Qty	Item Description/Comments
172	30031820	2	12V DUAL POWER POINT, USB/USB (2)
173		1	USB/USB Power Point Location #1: Lower Console Position 3, Driver's corner.
174		1	USB/USB Power Point Location #2: Lower Console Position 3, Officer's corner.
175	33510030	1	INTERIOR CAB LIGHTS, WHELEN 6" ROUND RED/CLEAR LED (2)
176	34010030	1	INTERIOR CREW LIGHTS, WHELEN 6" ROUND RED/CLEAR LED (2)
177	28010750	1	DEFROSTER, HEATER & A/C, SEVERE CLIMATE (TM-31)
178	28090003	1	HEAT TO FEET
179	28090100	1	A/C TO FACE
180	28030500	1	DEFROSTER DUCTWORK, ENTIRE WINDSHIELD
181	11031687	1	TOP HEAT/AC STORAGE, TOOL MOUNTING PLATE, 25" x 19.5"
182			<i>Note:</i> -Helmet stored in compartment for all seats -Seat belt standard configuration for all seats. -Primary Seat Position for Driver/Officer/Crew 1/Crew 2 -Secondary Seat Position for Crew 3/Crew 4
183	38510116	1	DRIVER'S SEAT, BOSTROM SIERRA 500 HIGH BACK AIR RIDE ABTS (DURAWEAR PLUS, LOW SEAM)
184	39010118	1	OFFICER'S SEAT, BOSTROM TANKER 450, ABTS SCBA (DURAWEAR PLUS, LOW SEAM)
185	39030030	1	OFFICER'S SEAT COMPT, FRONT DOOR W/LOCKING LATCH
186	39521129	1	CREW SEAT 1, BOSTROM TANKER 450, ABTS SCBA (DURAWEAR PLUS, LOW SEAM)
187	39521130	1	CREW SEAT 2, BOSTROM TANKER 450, ABTS SCBA (DURAWEAR PLUS, LOW SEAM)
188	39521430	1	CREW SEAT 3, BOSTROM TANKER 400CT, ABTS SCBA FLIP UP (DURAWEAR PLUS, LOW SEAM)
189	39521431	1	CREW SEAT 4, BOSTROM TANKER 400CT, ABTS SCBA FLIP UP (DURAWEAR PLUS, LOW SEAM)
190	39550200	1	SEAT COLOR, BLACK
191	39610000	5	SCBA BRACKETS, BOSTROM, SECURE ALL (5)
192		1	Confirm bottle type and nozzle type for Secure All brackets Scott Safety SCBA Cylinder 4500 PSI 45-minute.
193	38410000	1	SEAT BELT WARNING SYSTEM, AKRON / WELDON
194	39710000	1	DOUBLE CREW SEAT COMPT, SIDE DOORS
195	39730100	1	LOCKING LATCHES FOR CREW SEAT COMPARTMENT DOORS

Line	Item #	Qty	Item Description/Comments
196	11031740	1	OVERHEAD STORAGE, FRONT OF 10" RR W/NET
197	30080150	1	HD STEREO, JENSEN, AM/FM/WB/BT
198	84561015	1	CAMERA SYSTEM, FRC, INVIEW TRUEVIEW, TWO CAMERAS (WIRED)
199		1	<i>Camera Mounting Location #1 = Rear of Body.</i> <i>Camera Mounting Location #2 = Below Officer's Headlight Housing.</i> <i>Camera Monitor Mounting Location Below Overhead Command Console Position 3.</i>
PUMP & PLUMBING			
200	60012555	1	QMAX-2000 GPM 6" SUCTION SINGLE STAGE PUMP
201	60025010	1	GEARBOX, HALE, G-SERIES, FRONT MOUNTED
202	60026000	1	PUMP PACKING, HALE
203	60031005	1	ALLOY ANODES, HALE (2)
204	60035123	1	PUMP TEST, THIRD PARTY TESTING
205	61510000	1	AUXILIARY COOLER (HEAT EXCHANGER)
206	62010002	1	STAINLESS STEEL PIPING
207			<i>Note:</i> <i>-All Valves are Akron Heavy Duty</i> <i>-All Threads are NST</i> <i>-3" Tank to Pump and Tank Fill 1.5" are Push/Pull Handle, Innovative Controls</i> <i>-2.5' Inlets are Swing Handle</i> <i>-Discharge Position 3 is slow close</i> <i>-All Discharges are Swing Handle</i> <i>-All Discharges are termination at 30° below</i> <i>-All Discharge Gauges are Innovative Control 2.5."</i> <i>-Crosslay's actuator is Electric Akron 9333</i>
208	66020100	1	3" TANK TO PUMP W/CHECK VALVE
209	73010100	1	TANK FILL 1.5"
210	61010405	1	PRESSURE GOVERNOR, CLASS 1 TPGJ1939
211	61210410	1	INTAKE PRESSURE CONTROL, TFT A1831
212	63021100	1	6" MAIN SUCTION, LEFT SIDE
213	65030000	1	2.5" LEFT SIDE INLET
214	63025100	1	6" MAIN SUCTION, RIGHT SIDE
215	64030000	1	2.5" RIGHT SIDE INLET
216	70525125	1	2.5" DISCHARGE, LEFT - POSITION 1

Line	Item #	Qty	Item Description/Comments
217	70525125	1	2.5" DISCHARGE, LEFT - POSITION 2
218	71025130	1	3" DISCHARGE, RIGHT - POSITION 3
219	71025125	1	2.5" DISCHARGE, RIGHT - POSITION 4
220	72811000	1	ONE 2.5" CROSSLAY, 2.5" SWVL & TWO 2" CROSSLAYS W/1.5" SWIVEL (SPH)
221		1	<i>Crosslay Hose Load Requirement = -Front bed to hold 200' of 2.5". -Rear beds to each hold 200' of 1.75".</i>
222	72910520	1	COVER, VINYL FOR CROSSLAYS (SPH)
223		1	<i>Crosslay/Speedlay Side Covers Color = Black.</i>
224	72932210	1	COVER FASTENERS, METAL SNAPS
225	61742000	1	MASTER PUMP DRAIN, MULTIPOINT
226	61730005	7	DRAIN VALVES, INNOVATIVE CONTROLS, LIFT-UP (7)
227	78521445	1	WATERWAY CONTROL, 4" VALVE, AKRON 9335 ELECTRIC ACTUATOR
228	61910100	1	WATERWAY DRAIN VALVE, AKRON 1.5" PUSH/PULL CONTROL
PUMP PANEL			
229	74920210	1	SPH1 - SIDE MOUNT PUMP PANEL
230	74930500	1	PANEL FINISH, BLACK VINYL
231		1	<i>Pump Panel Label Verbiage Standard = Yes.</i>
232	74931000	1	ESCUTCHEON PLATES
233	74931050	1	COLOR CODING
234		1	<i>Color Coding Standard = Yes.</i>
235	74931210	1	PUMP MODULE FRAMEWORK, NON-PAINTED
236	74931320	1	PUMP FINISH, PAINTED BY SUTPHEN
237		1	<i>Painted Pump = Match Frame Color.</i>
238	74931530	1	PLUMBING FINISH, PAINTED BY SUTPHEN
239		1	<i>Painted Plumbing = Match Frame Color.</i>
240	75510240	1	PUMP OPERATOR LIGHTS, FEDERAL SIGNAL COMPLEX LED STRIP
241	75530120	1	PUMP PANEL LIGHTS OFFICER'S SIDE, FEDERAL SIGNAL COMPLEX LED STRIP

Line	Item #	Qty	Item Description/Comments
242	76010105	1	PUMP PANEL GAUGES & CONTROLS
243	60028050	1	PUMP PRIMER, TRIDENT, AIR
244	60028310	1	(1) PRIMER BUTTON - MAIN SUCTION
245	76025100	1	COMPRESSION FITTINGS ON AIR SYSTEM (CTZ PUMP MODULE)
246	76031970	1	AIR OUTLET, DRIVER'S SIDE PUMP PANEL
247	76030805	1	HALE TRV-L THERMAL RELIEF VALVE WITH LIGHT AT PUMP PANEL
248	76031900	1	AIR HORN PUSH BUTTON SWITCH ON PUMP PANEL
249		1	<i>Air Horn Push Button Location = Readily available to operator.</i>
250	76510065	1	GAUGES, MASTER, INNOVATIVE CONTROLS TC SERIES, 4"
251	77510080	1	GAUGE, WATER LEVEL, CLASS 1, INTELLI-TANK ITL-4
WATER TANK			
252	83525200	1	WATER TANK BRAND, UPF
253	83588888	1	SPECIAL ITEM: UPGRADE TANK TO 400 GALLONS
BODY			
254	80117030	1	BODY SPH-3, LEFT 56" H / RIGHT 56"H
255	80029910	1	BODY SUBFRAME, SPH100
256	80288888	1	SPECIAL ITEM: COMBINED L5/L6 COMPARTMENT
257	80588888	1	SPECIAL ITEM: SAW BOX ACCESS DOOR IN L4 TOP
258		1	<i>Note: -Reference final photos from HS-7447 Plainfield Twp, PA (SPH100).</i>
BODY COMPARTMENTS			
259			<i>Note: -Compartment Layout</i> L1 - Blank L2 - Blank L3 – (1) 3/16 Aluminum Mounting Plate on backwall L4 – (1) 600# Slide-Master Tray, (1) Adjustable Shelf L5 – (1) 600# Slide-Master Tray, (1) Adjustable Shelf, (1) Hangar Bar for Safety Belts R1 – (1) Fixed Shelf R2 – (1) Adjustable Shelf R3 – (1) Adjustable Shelf R4 – (1) 250# Adjustable Vertical Slide Out Panel, (1) Fixed Vertical Divider (1) Adjustable Shelf R5 – (1) 600# Slide-Master Tray, (1) Adjustable Shelf R6 – (1) 600# Slide-Master Tray, (1) Adjustable Shelf A1 – Blank

Line	Item #	Qty	Item Description/Comments
			<i>Turtle tile in all Compt floors/shelves/trays/or drawers including A1 Compt Turtle Tile Color – Black</i>
260	81165705	1	UNISTRUT TRACK IN COMPTS
261	80220240	1	COMPT DOORS, AMDOR ROLL-UP, PAINTED
262	80230003	4	ROLL-UP DOOR DRIP PAN/GUARD (WITH DRAIN) (4)
263		1	<i>Doors to have splash guards' w/drains = L4, L5/L6, R5, and R6 compartments.</i>
264	84531110	1	COMPT LIGHTING, AMDOR LED LIGHT STRIPS, 2 PER COMPT
265	80288888	1	SPECIAL ITEM: COMPT DOORS, SPH MIXED AMDOR ROLL-UP AND HINGED
266		1	<i>Note: -L2 / L3 / R2 / R3 Compartments to be hinged painted doors. -All other Compartment Doors will be AMDOR roll-up painted. -All roll-up doors to be painted, even the trim. -Painted Job Color Red. -A1 Door will drop-down treadplate. -A1 Compartment to have bump outs for New York Roof Hooks. -R1 Compartment to be a Stainless Steel panel with slots. -Reference HS-7269 Demo 515.</i>
BODY EXTERIOR			
267	81320205	1	SPH 100 HOSEBED, ALUM FLOORING
268		1	<i>List the Hose Bed Hose Load Req. = Standard (900' of 5")</i>
269	81410000	1	COVER, VINYL, MAIN HOSE BED
270	81431300	1	REAR HOSEBED COVER, VINYL
271		1	<i>Hosebed Cover Color = Black.</i>
272	81440210	1	COVER FASTENERS, METAL SNAPS
273		1	<i>Specify number of rear flaps, fasteners & and how they terminate (manufacturer's discretion or customer specified?) = TBD @ Pre-Con.</i>
274	81332015	1	HOSEBED LIGHTING, FRONT, TECNIQ E44 LED LIGHT STRIP
275	81332115	1	HOSEBED LIGHTING, SIDES, TECNIQ E44 LED LIGHT STRIPS
276	81910500	1	HANDRAILS, KNURLED STS, SPH100
277	82014500	1	STEPS, IC FOLD DOWN W/LIGHT (SPH)
278		1	<i>Step Light Color = White.</i>
279	82510000	1	RUB RAILS, ANODIZED ALUM
280	83010125	1	ALUMINUM TREADPLATE (SPH)

Line	Item #	Qty	Item Description/Comments
281	80290101	1	FIBERGLASS WHEEL WELL LINERS (TANDEM AERIALS)
282	80231260	1	7 SCBA CYLINDER COMPTS (TANDEM BODY)
283	80290310	7	DOOR FINISH, BRUSHED STAINLESS, SINGLE/DOUBLE SCBA COMPT (7)
284	83030605	1	REAR FENDERS, STAINLESS SMOOTH PAINTED (TANDEM AERIALS)
285	89020230	1	LADDERS, ALCO-LITE (SPH) 115' 14', 16', 16', 24'-2sec, 35'-2sec & 10'F
286	89512200	1	LADDERS ENCLOSED IN HOSEBED ON BEAM (SPH)
287	89520210	1	LADDER ENCLOSURE, DIAMONDPLATE DOOR
ELECTRICAL			
288	84550110	1	LICENSE PLATE BRACKET W/ LIGHT, LED
289	84520000	1	BACK UP ALARM, ECCO SA917
290	85010302	1	TAILLIGHTS, WHELEN 600 SERIES, LED STOP/TAIL/TURN/REVERSE, QUAD HOUSING (PAIR)
291		1	<i>Taillight Housing Color = Chrome.</i>
292	85110100	1	ICC LIGHTS, LED
293	85130100	1	MARKER LIGHTS, BRITAX, FLEXIBLE, LED, PAIR, ON SIDES OF BODY, REAR CORNERS
294	85510205	1	STEP LIGHTS, LED, REAR BODY & WHELEN 2G AT PUMP PANEL
295	85710020	1	UNDERCARRIAGE GROUND LIGHTS, TRUCK-LITE #44042C LED (TANDEM)
296	86528999	1	DELETE REAR WORK LIGHTS
297	86600105	1	OPTICAL WARNING SYSTEM, UPPER (SPH100)
298	86610120	1	UPPER WARNING LIGHTS, ZONE A (FRONT), WHELEN FREEDOM IV 72" LED LIGHT BAR, F4N7QLED, 12 MODULES
			
299		1	<i>Zone A, Upper Lightbar Color / Details = 72" LED light bar with (10) red and (2) white modules. Light bar to have clear lenses.</i>
300	86699999	1	UPPER WARNING LIGHTS, ZONE B (OFFICER'S SIDE), COVERED BY ZONES A & C
301	86710105	1	UPPER WARNING LIGHTS, ZONE C (REAR), WHELEN LED BEACONS, L31 (PAIR)
302		1	<i>Zone C, Upper Rear Beacon Color/Details = Red lights / Clear lenses.</i>

Line	Item #	Qty	Item Description/Comments
303	86810100	1	UPPER WARNING LIGHTS, ZONE C (REAR PLATFORM), WHELEN 600 SUPER LED, 60*02F*R (QTY 1)
304		1	Zone C, Upper Platform Warning Light Color/Details = Red lights / Clear lenses.
305	86899999	1	UPPER WARNING LIGHTS, ZONE D (DRIVER'S SIDE), COVERED BY ZONES A & C
306	87100105	1	OPTICAL WARNING SYSTEM, LOWER (SPH100)
307	87110110	1	LOWER WARNING LIGHTS, ZONE A (FRONT), WHELEN 600 SUPER LED, 60*02F*R (QTY 4)
308		1	Zone A, Lower Warning Light Color, Lens Color, Details = Red lights / Clear lenses.
309	87811130	1	LOWER, ZONE A - MOUNTING LOCATION (DUAL HOUSINGS)
310		1	Zone A, Lower - Front, Mounting Location = (2) Warnings in top headlight housing, each side.
311	87210120	1	LOWER WARNING LIGHTS, ZONE B (OFFICER'S SIDE), WHELEN 600 SUPER LED, 60*02F*R (QTY 4)
312		1	Zone B, Lower Officer's Side Warning Light Color, Lens Color, Details = Red lights / Clear lenses.
313	87812140	1	LOWER, ZONE B - MOUNTING LOCATION (SL100, SLR108, SPH100)
314		1	Zone B, Lower - Officer's Side, Mounting Location = (1) Warning light near the front corner of the apparatus (1) under the turntable area (1) near the rear axle (1) near the rear corner of the apparatus.
315	87310100	1	LOWER WARNING LIGHTS, ZONE C (REAR), WHELEN 600 SUPER LED, 60*02F*R (QTY 2)
316		1	Zone C, Lower Rear Warning Light Color, Lens Color, Details = Red lights / Clear lenses.
317	87410120	1	LOWER WARNING LIGHTS, ZONE D (DRIVER'S SIDE), WHELEN 600 SUPER LED, 60*02F*R (QTY 4)
318		1	Zone D, Lower Driver's Side Warning Light Color, Lens Color, Details = Red lights / Clear lenses.
319	87814140	1	LOWER, ZONE D - MOUNTING LOCATION (SL100, SLR108, SPH100)
320		1	Zone D, Lower - Driver's Side, Mounting Location = (1) Warning light near the front corner of the apparatus (1) under the turntable area (1) near the rear axle (1) near the rear corner of the apparatus.
321	88390902	2	SCENE LIGHT, FRC SPECTRA 20K, 12V LED, BROW (2)
322		1	Scene Light Details = White Housing w/Chrome Bezel.
323	88390912	2	SCENE LIGHT, FRC SPECTRA 20K, 12V LED, SURFACE MOUNT (2)
324		1	Scene Light Details = White Housings w/Chrome Bezels.
325	88390950	2	SCENE LIGHT, FRC SPECTRA 900, 12V LED, SURFACE MOUNT (2)

Line	Item #	Qty	Item Description/Comments
326		1	Scene Light Details = White Housings w/Chrome Bezels.
GENERATOR & ACCESSORIES			
327	88230221	1	GENERATOR, SMART POWER, 10KW ER HYD, AERIALS
328	88388888	1	SPECIAL ITEM: RELOCATE GENERATOR TO THE R1 COMPARTMENT
329		1	<i>Note: The generator shall be located in the R1 compartment due to the upgraded water tank capacity.</i>
330		1	<i>Note: Generator shall be mounted in the R2 compartment if R1 is not available.</i>
331	88250415	1	CIRCUIT BREAKER PANEL, EATON NEMA 3R
332	88251200	1	BREAKER PANEL, SPECIAL LOCATION
333	R1 compartment	1	Breaker Box Mounting Location = R1 compartment
334	88290000	1	LOUVERED DOOR ON GENERATOR COMPARTMENT
335	88250100	2	120 VOLT OUTLET W/WEATHERPROOF COVER - EACH (2)
336		1	Nema Number = 5-20 House Plug Duplex.
337		1	Outlet Locations = Install (1) each side of body on rear jack panels.
338	88431205	1	HANNAY ECR-1616-17-18 REEL W/150' 10/3 (1)
339	88433088	1	SPECIAL Cord Reel Location MOUNTING OF ELEC CORD REEL IN OFFICER'S SIDE AREA, FORWARD OF OUTRIGGER COMPT
340		1	<i>Cord Reel #1 Mounting Details = -Cord Reel #1 Mounting Details: Right Outrigger Area. -Reel Motor Location #1: Left Rear. -Reel Termination: L5-20 Twist Lock.</i>
341	88390811	1	LIGHT, FR SPECTRA, LED, SURFACE MNT, 20K LUMENS, 240V, FACE OF PLATFORM (1)
342		1	Scene Light Details = White Housings / Chrome Bezels.
343	88390812	1	LIGHT, FR SPECTRA, LED, SURFACE MNT, 20K LUMENS, 240V, UNDER PLATFORM (1)
344		1	Scene Light Details = White Housings / Chrome Bezels.
345	88390841	2	LIGHT, FR SPECTRA, LED, TELE, 20K LUMENS, 240V, TURNTABLE (2)
346		1	Scene Light Details = White Housings / Chrome Bezels.
347	88390843	2	LIGHT, FR SPECTRA, LED, TELE, 20K LUMENS, 240V, SPH PLATFORM (2)
348		1	Scene Light Details = White Housings / Chrome Bezels.
349	88399959	1	SCUFF PLATES FOR TELE LIGHTS - NOT PROVIDED
AERIAL			

Line	Item #	Qty	Item Description/Comments
350	10040610	1	MODEL SPH100, AERIAL COMPONENTS
351	94020236	1	AERIAL TOWER ASSEMBLY, SPH100
352	94020315	1	TURNTABLE ACCESS, LOWER LEFT, FIXED STS STEPS
353	94020325	1	FOLDING STEP UNDER TURNTABLE ACCESS STEP
354	94020340	1	TURNTABLE ACCESS, UPPER LEFT, LADDER
355	94020360	1	TURNTABLE ACCESS, UPPER RIGHT, FOLDING STEPS
356		1	<i>Step Light Color = White.</i>
357	94020250	1	INTERLOCK SYSTEM
358	94020260	1	ROTATION LIMITING SYSTEM & SMART BOOM WARNING SYSTEM
359	94020265	1	ROTATION LIMITING ALARM, FLOYD BELL US-09-515-S
360	94020272	1	HYDRAULIC SYSTEM - SPH100
361	94020900	1	12 VOLT AUXILIARY HYDRAULIC POWER
362	94020286	1	PEDESTAL CONTROLS, PROPORTIONAL TYPE, SPH100
363	94021212	1	BOOM ASSEMBLY - SPH100
364	94020465	1	AERIAL SPOTLIGHTS – (2) FIRETECH FT-WL-X-5-S-B, LED (SP95,100,110, SPH)
365	94021326	1	LADDER SPH 100 HIGH RAIL, LOW PROFILE AT TURNTABLE - CABLE TRACK
366	94020490	1	LADDER LIGHTING SYSTEM, FIRETECH FT-WL-2000-S-B, LED (SP95, 100, 110, SPH)
367		1	<i>Ladder Lighting Color = Blue</i>
368	94021337	1	HYDRAULIC CYLINDERS - SPH 100
369		1	- DUPLICATE CALL OUT: FRONT SUSPENSION LOCKING CYLINDERS, AERIALS (41040100)
370	94021344	1	AERIAL TOWER WATERWAY - 110 & SPH 100
371	94021027	1	OUTRIGGER GROUND JACKS, MANUAL CONTROL, SPH100
372	94021052	1	OUTRIGGERS, PINLESS
373	94021090	1	AERIAL JACKS ALARM, ECCO DT500
374	94021064	1	OUTRIGGER SPOTLIGHTS, FIRETECH LASER CANON
375	94088888	1	SPECIAL ITEM: OUTRIGGER DISPLAY INTEGRATED WITH JACK CONTROLS

Line	Item #	Qty	Item Description/Comments
376	94021168	1	SPECIAL Outrigger Compartment, Officer's Side OFFICER'S SIDE AREA, FORWARD OF OUTRIGGER, CORD REEL COMPARTMENT W/DOUBLE HINGED DOOR
377	93910188	1	SPECIAL Jack Pads INTEGRATED JACK PADS ON OUTRIGGERS W/PINLESS JACKS
378	94021340	1	OPERATIONAL TEST - AERIAL PLATFORMS
379	94040052	1	LADDER TEST, THIRD PARTY TESTING
380	94210016	1	4-DOOR PLATFORM, SPH
381	94210145	1	PLATFORM DOOR SKIN, FORWARD FACING, DIAMONDPLATE (SPH)
382	94210156	1	PLATFORM DOOR SKIN, REARWARD FACING, SMOOTH ALUMINUM (SPH)
383	94210014	1	PLATFORM ACCESS LADDER
384	94210318	1	PLATFORM BOOM CONTROLS, PROPORTIONAL TYPE, SPH/SPI112
385	94210342	1	PLATFORM CONTROL COVER, DIAMONDPLATE
386	94210280	1	DELETE PLATFORM SPOTLIGHT
387	94210295	1	MARKER LIGHTS, BRITAX FLEXIBLE, LED, PAIR, ON SIDES OF YOKE
388	94210350	1	120 VOLT OUTLET IN PLATFORM
389		1	<i>Nema Number = NEMA L5-20 Twist-Lock.</i>
390	94210802	1	75 GPM WATER CURTAIN FOR SPH 100 or SPI112
391	94210705	1	YOKE OUTLETS - SPH100
392	94210512	1	MONITOR, DS AKRON 3482 STREAM MASTER2, ELECTRIC, 1250 GPM W/AKRON 5177 ELECTRIC NOZZLE
393	94210511	1	MONITOR, OS, AKRON 3481 STREAM MASTER2, MANUAL 1250 GPM
394	94210675	1	NOZZLE, OS, AKRON 2499 & 3488 PIPE
395	94210997	1	INTERCOM SYSTEM, FRC ACT 2-STATION
396	94211100	1	PLATFORM AIR SYSTEM W/ 4500 PSI DOT AIR TANK
397	94212500	1	BREATHING AIR ALARM, FLOYD BELL TUHC-V88R-930-Q
398	94270510	1	BREATHING AIR TANK LOCATION, TURNTABLE, OFFICER'S SIDE
399	94210017	1	PARAPET LADDER, SPH100
400	94280150	1	STOKES ARMS, SPH100 PLATFORM
401	94295001	1	SINGLE LIFTING EYE, 800 LB.
PAINT & FINISH			

Line	Item #	Qty	Item Description/Comments
402	89910000	1	CORROSION REDUCTION PROGRAM (SPECS)
403	90010030	1	STAINLESS PAINT SCHEME - CORP AERIALS
404	90030004	1	PAINT, SINGLE TONE
405		1	<i>Single Tone Paint Color = Red.</i>
406	90030159	1	PAINT FRAME RAILS, FUEL BEAM, BODY REAR DROP & LOWER AERIAL COMPONENTS - BLACK (TANDEM)
407	90030031	1	PAINT, TURNTABLE, SIDE PLATES & LIFT CYLINDER SILVER
408	90030190	1	TEXTURED FRAME RAIL COATING, PLUMBING AREA
409	90030033	1	PAINT, LADDER SHEAVE BEAMS, EXT CYLINDER & YOKE SILVER
410	90510100	1	LETTERING, NOT PROVIDED
411	90530305	1	BASIC 22KT GOLD FIRE DEPT EMBLEMS (Pair)
412	90588888	1	SPECIAL ITEM: Graphics package is to be approved by the Demo Manager in Sales & Marketing
413	90610210	1	6" SCOTCHLITE STRIPE AROUND TRUCK (TANDEM)
414	90630405	1	MITER EDGED "Z" STRIPE
415	90630110	2	1" SCOTCHLITE STRIPE ABOVE OR BELOW - EACH (TANDEM) (2)
416	90681120	1	CHEVRON STRIPING, REAR BODY OUTBOARD, REFLEXITE (Aerial Platforms)
417		1	<i>Chevron Striping, Rear Body Color = #030 Red Transparent & #L2 Fluorescent Lime.</i>
418	90681420	1	CHEVRON STRIPING, REAR PLATFORM OUTBOARD, REFLEXITE
419		1	<i>Chevron Striping, Rear of Platform Color = #030 Red Transparent & #L2 Fluorescent Lime.</i>
420	90710075	1	BOOM SIGN, APPROX 88" X 26"
421		1	<i>State Boom Sign Paint Color = Red.</i>
422	90720140	1	14" LETTERING FOR BOOM SIGN
423		1	<i>List Special Lettering/Striping Details = Standard SPH Demo Lettering/Striping. Stripes to be reflective scotchlite.</i>
EQUIPMENT			
424	91010000	1	MISC EQUIP - (1) PINT TOUCH-UP PAINT, STAINLESS STEEL NUTS & BOLTS
425	91030702	1	ZIAMATIC SAC-44 FOLDING WHEEL CHOCKS (PAIR) MTD IN REAR LADDER ACCESS AREA (SPH)
426		1	<i>Wheel Chock Mounting Locations = Stored in rear ladder access area.</i>

Line	Item #	Qty	Item Description/Comments
427	91088888	1	SPECIAL ITEM: SPH AERIAL DEMO / POST-DEMO UPFIT
428		1	<p><i>Note: Post-Demo Upfit will be completed after the truck is done with its demonstrations and has returned to the factory for its final customer delivery preparations.</i></p> <p><i>Upfit shall include:</i></p> <ul style="list-style-type: none"> -Pump Test Re-Cert -Third-Party Aerial Ladder Test Re-Cert -Re-Alignment (if new tires are spec'd, will be covered with that install anyhow) -Chassis and Body Electrical system Re-Cert tests (if Graphics have changed)
429	89050100	1	PIKE POLE STORAGE TUBES, (3) EA SIDE
COMPLETION & WARRANTY			
430	99010100	1	MANUALS, ELECTRONIC VERSION (2-USB)
431	99031110	1	DELIVERY, AERIAL APPARATUS
432	99520210	1	WARRANTY, ONE YEAR - AERIALS (DUBLIN)
433	99521100	1	WARRANTY, FRAME, LIFETIME
434	99521200	1	WARRANTY, CAB STRUCTURAL, 10 YR.
435	99521300	1	WARRANTY, BODY STRUCTURAL, 10 YR.
436	99521400	1	WARRANTY, PAINT, 10 YR.
437	99521500	1	WARRANTY, AERIAL MECHANICAL, 2 YR.
438	99521600	1	WARRANTY, AERIAL STRUCTURAL, 30 YR.
439	99521900	1	WARRANTIES, MAJOR VENDOR COMPONENTS