



# **Budget Workshop Presentation**

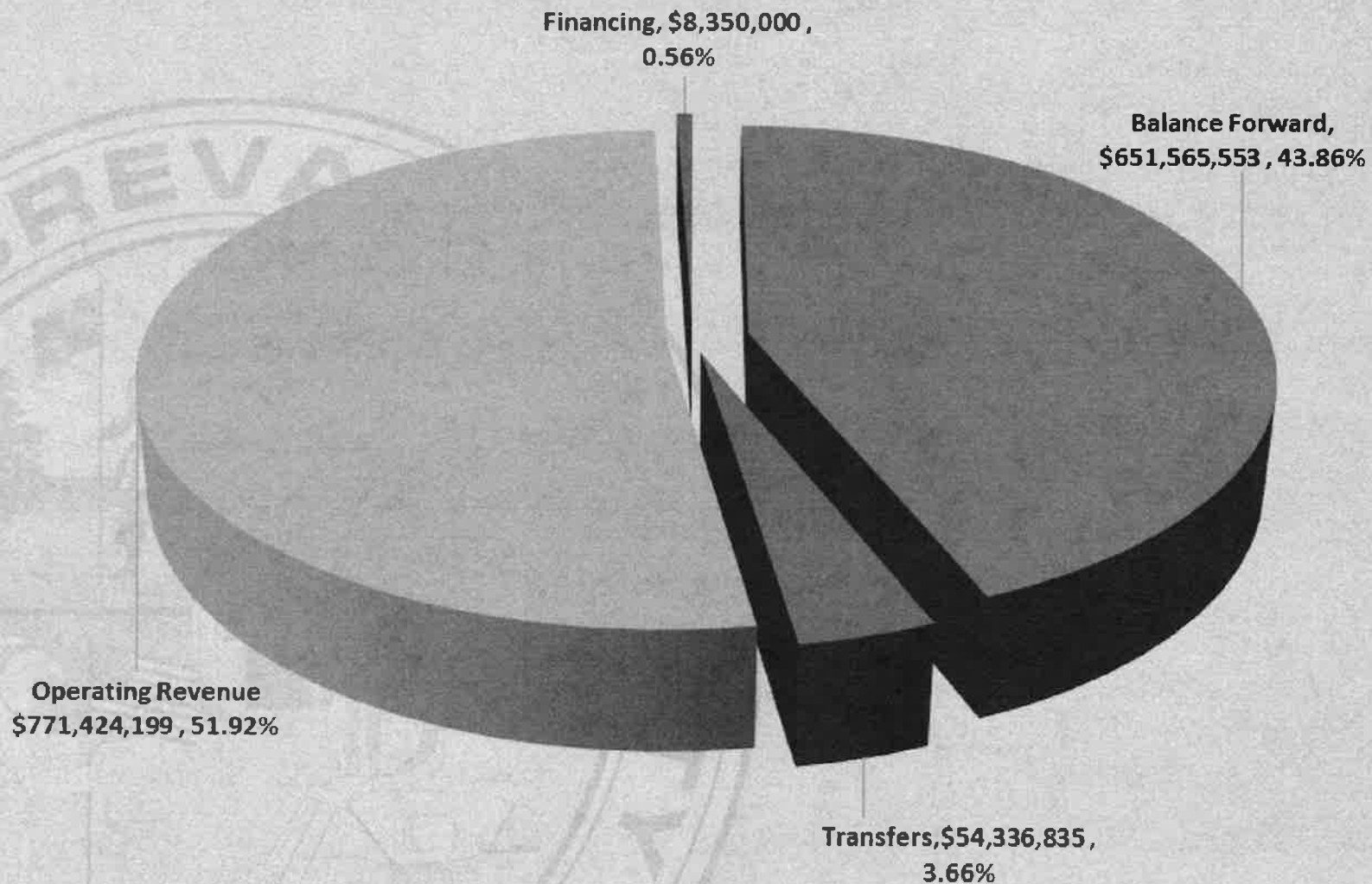
**Brevard County, Florida**

**February 18, 2021**

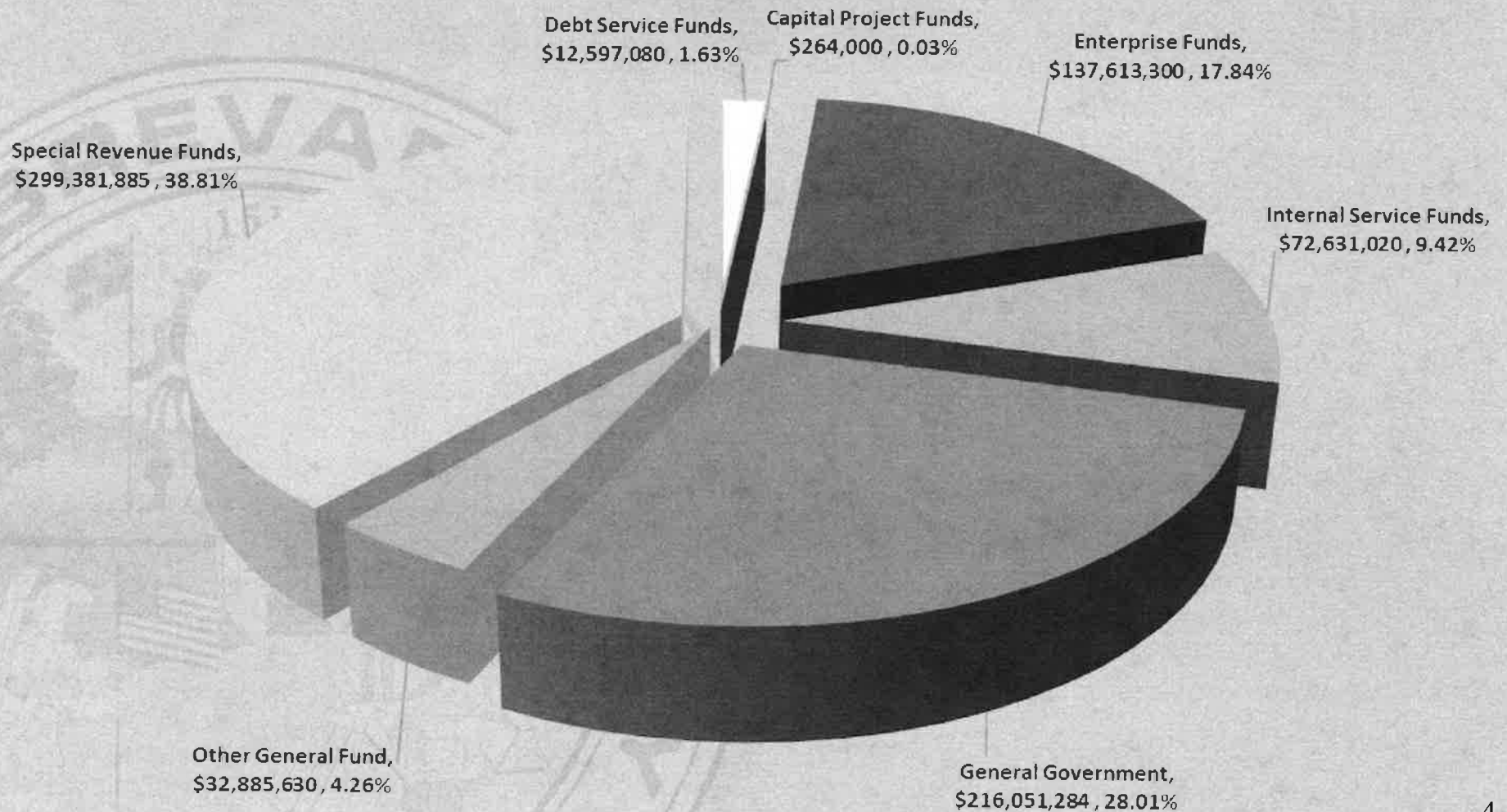
# Presentation Outline

- **FY 2020-2021 Adopted Budget**
- **Consumer Price Index Change**
- **Long Range Strategic Priorities**

# The FY 2020-2021 Adopted Budget: \$1,485,676,587



# FY 2020-2021 Sources of Operating Revenues by Fund Group, \$771,424,199





# FY 2020-2021 General Revenue Sources & Uses

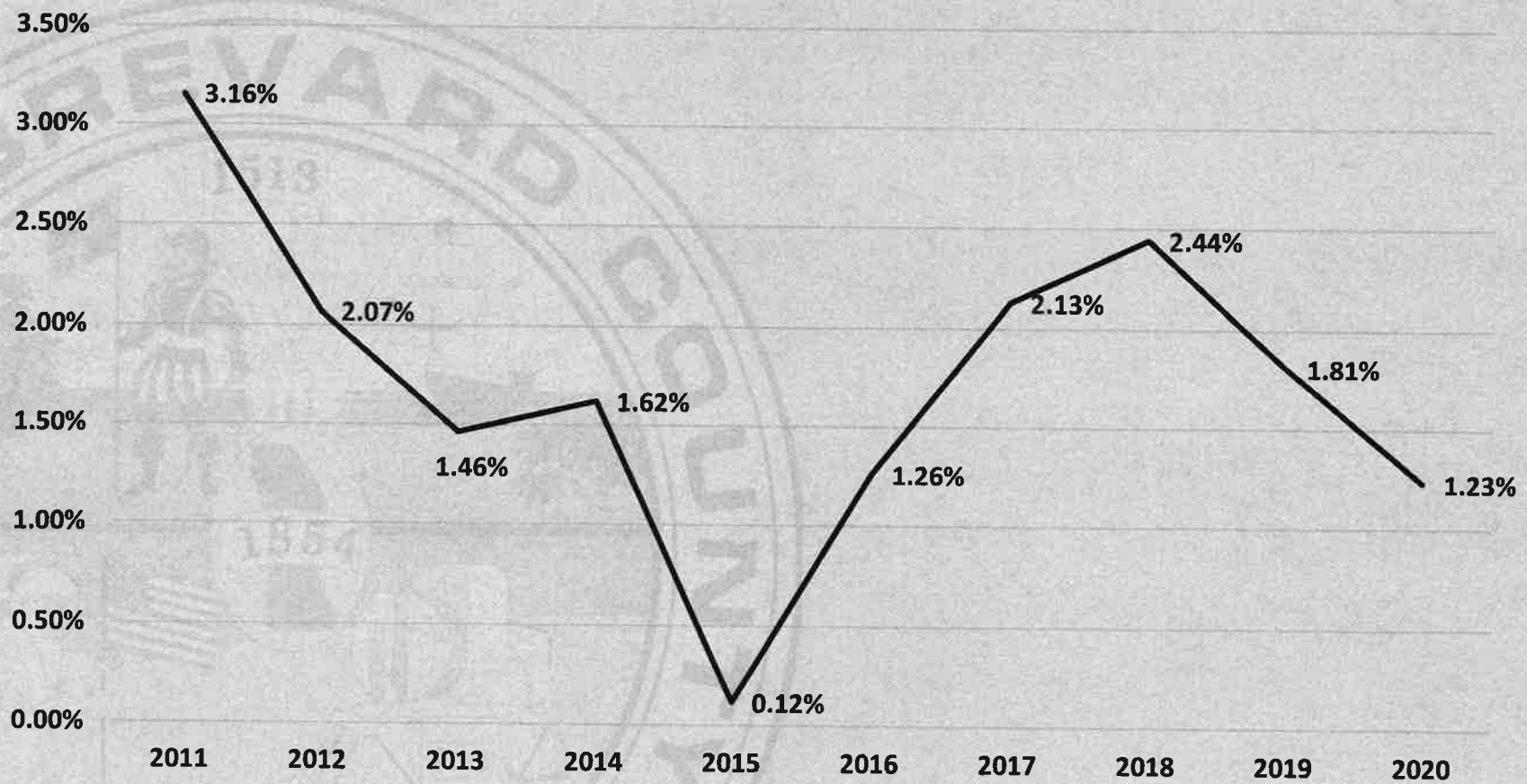
## GF Revenue Sources:

Current Ad Valorem	\$153,241,979
Prior Year Ad Valorem	\$332,500
Communication Svc Tax	\$5,541,103
FPL Franchise Fees	\$10,325,735
State Shared Revenue	\$11,226,996
Local Half Cent Sales Tax	\$25,125,950
All Other Operating Revenue	\$10,257,021
Balance Forward	\$29,614,395
Non-Operating Revenue	\$7,069,553
<b>Total General Fund Sources:</b>	<b><u>\$252,735,212</u></b>

## GF Uses:

Charter Officers	\$113,979,871
Court Operations	\$3,070,635
Mandates	\$22,064,873
Reserves	\$22,150,248
TIF Payments	\$10,040,984
Debt Service	<u>\$3,717,712</u>
<b>Total General Fund Obligations:</b>	<b>\$175,424,323</b>
BOCC GF Supported Departments	
Public Safety, Infrastructure	\$39,420,180
General Fund Programs & Services	<u>\$37,890,709</u>
<b>Total General Fund Uses:</b>	<b><u>\$252,735,212</u></b>

# History of Change in CPI



# General Fund Revenue Projections

- **General Countywide Ad Valorem Revenue**

FY 2020-21 General Countywide AV Tax Revenue	\$	161,307,346
x Change in Consumer Price Index		<u>1.234%</u>
<b>Projected Increase in General Ad Valorem Revenue*</b>	<b>\$</b>	<b>1,990,533</b>

\*Based on Adopting Charter Cap Rate, Excludes New Construction

# Long Range Strategic Priorities

- **Options to Achieve Board Objectives**
  - **Public Works**
  - **Minimum Wage**
  - **Fire Rescue**
  - **Utilities**