

Meeting Date
9/9/2014



AGENDA	
Section	Public Hearing
Item No.	I.B.3

AGENDA REPORT
BREVARD COUNTY BOARD OF COUNTY COMMISSIONERS

SUBJECT:	Resolutions RE: Adoption of Schedule of Rates, Assessments, and Charges for Fire Service Operations, Hazardous Materials Special Operations Team, Fire Prevention and Inspection Fees; and Ratification, Confirmation and Certification of the Annual Fire Services Non-Ad Valorem Assessment Roll FISCAL IMPACT: No change in the Fire Services Schedule of Rates, Assessments and Charges is proposed. The Fire Service rates, assessments and charges fund fire service operations, haz-mat special operations, fire prevention and fire inspections. The millage rate included for the Fire MSTU is set at the rate of 0.7775.
-----------------	--

DEPT/OFFICE:	Fire Rescue
---------------------	-------------

Requested Action:
It is requested that the Board of County Commissioners adopt: (1) the Annual Fire Services Special Assessment Rate Resolution, Fire Prevention and Inspection Special Rates, and the Hazardous Materials Special Operations Team Schedule of Rates for the Fiscal Year beginning October 1, 2014; and (2) the Resolution ratifying, confirming and certifying the Annual Fire Services Non-Ad Valorem Special Assessment Roll for the Fiscal Year beginning October 1, 2014 and forward the assessment resolution to the Tax Collector's Office for collection in the same manner as ad valorem taxes are collected.

Summary Explanation & Background:

The proposed Schedule of Rates, Assessments and Charges for FY 2014-2015 remains unchanged from the prior year. The assessments, fees and charges as recommended in the Rate Resolution are projected to provide revenues as follows:

Fire Services Special Assessment	\$ 21,813,021
Hazardous Material Special Operations Charges	\$ 5,001
Fire Prevention & Inspection Charges	\$ 425,000

Chapter 98, Brevard County Code of Ordinances, provides that the Board shall at any regular or special meeting, on or before the 15th day of September, review the Fire Service Non-Ad Valorem Special Assessment roll prepared by the Fire Chief for its conformity with the rate resolution. If upon its review, the Board is satisfied that the Fire Service Non-Ad Valorem Special Assessment roll has been prepared in conformity with the rate resolution, and shall ratify and confirm such roll and certify the roll listed above. A summary of the roll is attached for the Board's review.

Fiscal Impact:
No change in the Fire Services Schedule of Rates, Assessments and Charges is proposed. The Fire Service rates, assessments and charges fund fire service operations, haz-mat special operations, fire prevention and fire inspections. The millage rate included for the Fire MSTU is set at the rate of 0.7775.

Contact Information:
Larry Collins, Fire Chief
Phone 321-633-2056
Fax 321-633-2057
Larry.Collins@brevardcounty.us

Clerk to the Board Instructions:

Exhibits Attached: Exhibits Attached: 2014-15 Rate Resolution; Resolution Ratifying, Confirming and Certifying the Annual Fire Services Non-Ad Valorem Special Assessment Roll for the Fiscal Year beginning October 1, 2014; 2014 Fire Assessment Roll Summary

Contract /Agreement (If attached): Reviewed by County Attorney	Yes	<input type="checkbox"/>	No	<input type="checkbox"/>	PR	<input type="checkbox"/>
---	-----	--------------------------	----	--------------------------	----	--------------------------

County Manager	Assistant County Manager, Mel Scott	Department Director / Extension Larry Collins / Extension # 52555
Stockton Whitten	Assistant County Manager, Venetta Valdengo	



Tammy Etheridge, Clerk to the Board, 400 South Street • P.O. Box 999, Titusville, Florida 32781-0999

Telephone: (321) 637-2001
Fax: (321) 264-6972

September 10, 2014

MEMORANDUM

TO: Interim Chief Mark Schollmeyer, Fire Rescue Department

RE: Item I.B.3., Resolution Adopting Schedule of Rates, Assessments, and Charges for Fire Service Operations, Hazardous Materials Special Operations Team, Fire Prevention, and Inspection Fees; and Resolution Adopting Ratification, Confirmation, and Certification of the Annual Fire Services Non Ad Valorem Assessment Roll

The Board of County Commissioners, in special session on September 9, 2014, adopted Resolution No. 14-133, for the Annual Fire Services Special Assessment Rate, the Fire Prevention and Inspection Special Rates, and the Hazardous Materials Special Operations Team Schedule of Rates for the Fiscal Year beginning October 1, 2014; and adopted Resolution No. 14-134, ratifying, confirming, and certifying the Annual Fire Services Non Ad Valorem Special Assessment Roll for the Fiscal Year beginning October 1, 2014, and forwarding same to the Tax Collector's Office for collection in the same manner as Ad Valorem taxes are collected. Enclosed are certified copies of Resolution Nos. 14-133 and 14-134.

By copy of this memorandum, one certified copy of each Resolution has been forwarded to the Tax Collector.

Your continued cooperation is greatly appreciated.

Sincerely yours,

BOARD OF COUNTY COMMISSIONERS
SCOTT ELLIS, CLERK

Tammy Etheridge

Tammy Etheridge, Deputy Clerk

/ds

Encl. (2)

cc: Tax Collector
Finance
Budget

RESOLUTION NO. 14- 133

RESOLUTION OF THE BOARD OF COUNTY COMMISSIONERS ADOPTING A SCHEDULE OF RATES, ASSESSMENTS AND CHARGES FOR FIRE SERVICE OPERATIONS, HAZ-MAT SPECIAL OPERATIONS TEAM, FIRE PREVENTION AND INSPECTION FEES, IMPOSED AGAINST ALL IMPROVED REAL PROPERTY WITHIN THE BENEFIT AREA OF BREVARD COUNTY FOR THE FISCAL YEAR BEGINNING OCTOBER 1, 2014.

WHEREAS, Florida Statutes, Section 197.3632 grants the Board of County Commissioners the power to utilize the Uniform Method for collecting special non-ad valorem assessments; and

WHEREAS, on September 9, 2008, the Brevard County Board of County Commissioners adopted Ordinance 2008-35 providing for an annual Fire Services Non-Ad Valorem Special Assessment; and

WHEREAS, Brevard County Fire/Rescue, through its Special Operations team is required to mitigate hazardous materials and/or technical rescues Countywide; and

WHEREAS, the Brevard County Board of County Commissioners desires to collect reasonable fees from those responsible for the incidents; and

WHEREAS, Brevard County Ordinance No. 87-32 authorizes the Brevard Board of County Commissioners to establish a schedule of fees and charges for Fire Prevention and Fire Inspection services, as it is in the best interests of the citizens of Brevard County that those who benefit from the services should bear some of the expense associated with the services; and

WHEREAS, on September 10, 2013, the Brevard County Board of County Commissioners adopted Resolution 13-143 setting forth a schedule of rates, assessments, and charges for Fire Service Operations, Haz-Mat Special Operations, Fire Prevention and Inspection Fees for FY 2013-14; and

WHEREAS, the Brevard County Board of County Commissioners finds and determines that the schedule of rates, assessments and charges for Fire Service Operations, Haz-Mat Special Operations, Fire Prevention and Inspection Fees adopted in Resolution 13-143 for FY 2013-14 should remain the same in FY 2014-15; and

NOW, THEREFORE, BE IT RESOLVED by the Brevard County Board of County Commissioners:

Section 1. FINDINGS. It is hereby ascertained, determined and declared that:

- (a) The 1998 Voter Approved Firefighter Referendum shall appear on the tax bill as an ad valorem tax at the rate of .7775 mills. In addition, each previous year's costs for wild land/vacant land firefighting will be documented and added to the .7775 (MSTU) in the amount necessary to recoup the expended funds.
- (b) The cost of the Fire Services program is defined as the amount of revenues needed to fully fund the: 911 response of fire engines to emergencies, the Fire Prevention Bureau, and associated direct and indirect costs incurred for support of those programs.
- (c) The Fire Services Special Assessment will be charged to all improved real property within the benefit area of Brevard County.
- (d) It has been determined that the effort and resources necessary to mitigate fires is dependent on the possible volume of and type of fire fuel load within the improved property.

- (e) This determination has been accomplished via historical national data, and standards adopted by the National Fire Protection Association (NFPA).
- (f) It has been determined that the suppression of fires on unimproved real property (vacant property) primarily benefits adjacent improved property by containing the spread of fire rather than preserving the value of the vacant parcel or the use of any surface improvements. Therefore, unimproved real properties are exempt from the Fire Services Special Assessment.
- (g) Rates for the Fire Services Special Assessment will remain the same as FY 13/14.
- (h) Rates for the Haz-Mat Response by the Special Operations Team will remain the same as FY 13/14.
- (i) Rates for Stand-by Response will remain the same as FY 13/14.
- (j) Rates for inspection and plan review fees will remain the same as FY 13/14.

Section 2. SCHEDULE ADOPTED, The Board of County Commissioners does hereby adopt the schedule of rates for the Fire Services Special Assessment attached hereto as Schedule "A", effective October 1, 2014 through September 30, 2015.

Section 3. SPECIAL RATES. The Board of County Commissioners does hereby adopt the schedule of rates for the Haz-Mat Response, Stand-by Response and Fire Prevention and Inspection rates, effective October 1, 2014 through September 30, 2015 set forth in Schedule "C".

Section 4. SPECIAL RATES DEFINITIONS. For the purpose of this schedule of rates for the Fire Services Special Rates, the following definitions shall apply:

- (a) Hazardous Material Response (Haz-Mat): Refers to any response of Brevard County Fire Rescue's Special Response Team in order to provide emergency mitigation to any spill, leak, and/or any other discharge of any product which may be dangerous to the safety and health of humans, animals, and or the environment. Additionally, any response by this Team in order to provide specialized technical rescue involving greater training and/or equipment then is otherwise provided by the usual and customary Brevard County Fire Rescue Engine and/or Truck response. Said fee will be charged to the responsible party for the cause of the emergency event.
- (b) Stand-by Response: Refers to any dedicated stand-by provided by any emergency vehicle. The purpose of this stand-by may be to provide emergency medical, and/or fire response to a special event. The requirement for a stand-by is solely reserved to the County Fire Chief and/or his/her designee. An event provider/promoter may also request a stand-by. Said stand-by fee will be charged to the party responsible for the special event.
- (c) Fire Prevention and Inspection Rates: Refers to the charges applies to property owners for the provision of annual and new construction evaluation, review and inspections.

Section 5: DEFINITIONS. For the purpose of this schedule of rates for the Fire Services Special Assessment, the following definitions shall apply:

- (a) Improved Real Property: Refers to parcels upon which a building or structure exists.
- (b) Unimproved Real Property: Refers to parcels that are vacant – no buildings or structures are shown in the Brevard County Property Appraiser's database.
- (c) Multi-family: Residential properties that are connected by at least one wall to another residential property (i.e. apartment buildings, triplex, condominiums, etc.), or where more than one residential structure exists on a single parcel.
- (d) Single Family: Residential buildings or structures designed or constructed for and capable of use by one family regardless of the type of structure. Such term includes single family residence, mobile home, manufactured home, a condominium parcel used for a mobile or manufactured home, manufactured home cooperative or a condominium park home that is erected on a separate parcel of property.

- (e) Governmental Property: Properties owned by any governmental entity, including Federal, State, County and Municipality.
- (f) Managed Land: Unimproved property that meets the Use Code description/use for agricultural purposes.
- (g) Recreational Vehicle (RV) Park/Property: Means those parcels which are lawfully used as rental or condominium park settings for recreational vehicles and which are regulated by the Florida Department of Health pursuant to Chapter 513, Florida Statutes.
- (h) Mobile Home/Manufactured Home Park Property: Means those parcels with a Use Code description which is lawfully used as a rental park setting for mobile or manufactured homes or the like.
- (i) Building Area: The adjusted area of a building expressed in square feet and reflected on the Tax Roll or, in the event such information is not reflected or determined not to be accurately reflected on the Tax Roll, that area determined by the County. For residential parcels, "Building Area" refers to the "Living Area" field in the Brevard County Property Appraiser's database.
- (j) Building Area Classification Ranges (Bins): The classification of properties into ranges, or "bins", based on building area square footage.
- (k) Use Code: The property use code assigned by the Property Appraiser to Tax Parcels within the Benefit Area. A list of Use Codes is attached hereto as Schedule "B".
- (l) Base Rate Benefit Factor or Base Rate Factor: The multiplier (either 1.00, .58, .42, or .00) applied to fairly and reasonably apportion the Fire Service Non-Ad Valorem Special Assessment among residential properties, other than those residential uses designated "Multifamily" or "Mobile Home Park (MHP)." The Base Rate Benefit Factor derives from each parcel's "base rate", which is a value maintained in the Brevard County Property Appraiser's database, and which represents the building cost per square foot which serves as the basis for the Property Appraiser's periodic appraisal of the value of the parcels within Brevard County.
- (m) Billing Unit: The number of residential, commercial or improved parcels within the benefit area.
- (n) Fire Services: Provides for 24 hour a day, 7 day a week fire services on standby for first response to medical and fire emergencies.
- (o) "Special Assessment" or "Fire Services Special Assessment" or "non-ad valorem assessment": The Fire Service Non-Ad Valorem Special Assessment that may be used to pay for all and/or a portion of the cost to the County for providing fire services within the Benefit Area.
- (p) Hazard Code: The Hazard Codes developed by the National Fire Protection Association (NFPA) for the fire service using research and historical data to determine the water flow needed for fire suppression. Hazard Codes are based on the risk, occupancy and contents, associated with the use of the property. The Hazard Codes are .08 (light hazard), .13 (ordinary hazard, group 1), .18 (ordinary hazard, group 2) and .30 (extra hazard). See Schedule B.
- (q) Benefit Area: The unincorporated area of Brevard County, the Town of Grant-Valkaria, the Town of Melbourne Village, the Town of Palm Shores, and the City of West Melbourne.
- (r) Tax Parcel: A parcel of property located within the Benefit Area to which the Property Appraiser has assigned a distinct ad valorem property tax identification number.

Section 6: CALCULATION OF FIRE SERVICES ASSESSMENT.

- (a) *Residential Parcel Apportionment.*
 - (1) *Building Area.* The variation in Building Area of residential properties affects the benefit conferred by the availability of fire protection services. Typically, the greater the Building Area of a dwelling unit, the greater the benefit conferred by the availability of fire protection services (protection against loss, lower property casualty insurance rates and premiums, and enhancement of property value).

Therefore, apportioning the special assessment among residential properties relative to Building Area is a fair and reasonable method of apportionment.

- (A) *Residential Building Area Classification Ranges (Bins).* All residential properties were evaluated and seven (7) primary residential Building Area Classification Ranges, or “bins”, were defined that resulted in a rational distribution of residential properties among the bins such that similar numbers of properties fall above the median building size and below the median building size. This approach results in a fair and reasonable distribution of the residential parcels among the bins.
- (2) *Base Rate Benefit Factor.* The variation in relative building value of residential properties affects the benefit conferred by the availability of fire protection services (protection against loss, lower property casualty insurance rates and premiums, and enhancement of property value). The Base Rate Benefit Factor assigned to residential properties (derived from each parcel’s Base Rate, which is a value maintained in the Brevard County Property Appraiser’s database and which represents the building cost per square foot which serves as the basis for the Property Appraiser’s periodic appraisal of the value of parcels within Brevard County) reflects the proportionate difference in typical building value between various types of residential property. For example, the building value of manufactured and mobile home residential property is typically lower than for conventional single-family residential property, and therefore manufactured and mobile home assessments should be proportionately lower than single-family home assessments to reflect the lower special benefit received by manufactured and mobile home units. Therefore, apportioning the Fire Services Special Assessment among residential properties relative to Base Rate Benefit Factor is a fair and reasonable method of apportionment.
- (3) *Residential Assessment Rates.* Residential assessment rates shall be developed by deriving an equivalent residential unit (ERU) value for each residential property which is the product of its ERU size factor (based on Building Area Classification Ranges) and its Base Rate Benefit Factor. A residential Fire Services Special Assessment value per ERU shall be determined and a schedule of residential Fire Services Special Assessment rates by Building Area Classification Range (Bin) and Base Rate Benefit Factor shall be developed. Within each Building Area Classification Range (Bin), parcels in the base rate groups with lower Base Rate Benefit Factors will have lower assessments than parcels in the same Bin but with a higher Base Rate Benefit Factor. Likewise, within each base rate group, parcels in smaller size Bins will have a lower assessment and parcels in the larger size Bins will have a larger assessment. Using this apportionment methodology, the distribution of the Fire Services Special Assessment is fairly and reasonably representative of the benefit derived by the parcels within the Benefit Area, in consideration of the finding that benefit is derived by protection against loss of the square footage and economic value of the primary residential building on the parcel, reduction of casualty insurance premiums, and enhanced property value conferred by virtue of the County’s being ready, willing and able to respond to and suppress fires with the proper equipment and manpower and within a reasonable range of response time.
- (b) *Non-Residential Parcel Apportionment.* The variation in Building Area of non-residential properties affects the benefit conferred by the availability of fire protection services. Typically, the greater the Building Area of a dwelling unit, the greater the benefit conferred by the availability of fire protection services (protection against loss, lower property casualty insurance rates and premiums,

and enhancement of property value). Further, the variation in the Hazard Code of non-residential properties affects the benefit conferred by availability of fire protection services, and the cost of provision of those services. Hazard Codes are based on the risk, occupancy, and contents associated with the use of the property. Therefore, apportioning the Fire Service Non-Ad Valorem Special Assessment among non-residential properties relative to Building Area and Hazard Code is a fair and reasonable method of apportionment. Hazard (Haz) Codes have been broken down into 4 categories of properties: Light Hazard, Ordinary Hazard-Group 1, Ordinary Hazard-Group 2, and Extra Hazard. The primary property use as designated by the Property Appraiser is the determining factor of the haz code and rates assigned to the parcel.

Section 7: EXEMPTIONS.

Based on the current methodology of property use, the County will not assess unimproved parcels (vacant land and managed vacant agricultural properties) for the Fire Services Special Assessment. The financial burden of responding to fires at these properties will fall upon the Fire Fighter Support Referendum MSTU. Each previous year's costs for wild land/vacant land firefighting will be documented and added to the MSTU in the amount necessary to recoup the expended funds.

The Board designated certain governmental and non-for-profit property uses be exempt from the Fire Services Special Assessment. These property use codes are shown on Schedule "B".

The Board is also authorized to approve Errors and Insolvencies for those properties not provided a special benefit by the Fire Service.

Section 9: METHOD OF COLLECTION OF FIRE SERVICES SPECIAL ASSESSMENT: Annual special assessments shall be collected and enforced in the same manner in which ad valorem taxes are collected, including but not limited to provisions relating to discount for early payment, prepayment by installment method, deferred payment, penalty for delinquent payment, and issuance of tax certificates and tax deeds for nonpayment as provided in F.S. 197.3631, as amended, and F.S. 197.3632. A tax certificate may not be sold on, nor lien created in, property owned by governmental agency.

Section 10: SEVERABILITY: If any section, subsection, sentence, clause, phrase or portion of this Resolution is for any reason held invalid or unconstitutional by any court of competent jurisdiction, such portion shall be deemed a separate, distinct and independent provision and such holding shall not affect the validity of the remaining portion of this Resolution. To the extent allowable by law or judicial decision, in the event any exemption, partial exemption, or credit provided for in this resolution is determined to be invalid for any reason, the Board directs the County Manager to transfer sufficient monies from a reserve or contingency fund, as a loan to be repaid from future assessments or other revenue sources, to provide funding for the portion of the fire services budget represented by the revenues that would have been collected if the exemption had not been enacted.

Section 11: EFFECTIVE DATE: This Resolution shall take effect October 1, 2014.

Done and Adopted in regular session by the Brevard County Board of County Commissioners, this 9th day of September, 2014.

ATTEST:

**BOARD OF COUNTY COMMISSIONERS OF
BREVARD COUNTY, FLORIDA**

By: 


Scott Ellis, Clerk

By: 

Mary Bolin Lewis, Chairman

As approved by the Board on: September 9, 2014

Reviewed for legal form and content:



Morris Richardson, Assistant County Attorney

SCHEDULE "A"

ANNUAL FIRE SERVICES SPECIAL ASSESSMENT OCTOBER 1, 2014 THROUGH SEPTEMBER 30, 2015

Section 1. SINGLE FAMILY RESIDENTIAL IMPROVED REAL PROPERTY: The following schedules provide the Building Area Classification Ranges (Bins), Base Rate Factor, and assessment rate for residential properties based on Use Codes.

Sq-Ft Based Adjusted by Base Rate Benefit Factor for Specific Residential Property as Defined Below
- Schedule 1 of 4 -

Bin Range		ERU Factor	Base Rate Factor	Rate
0	700	0.22	1.00	\$ 39.13
701	1100	0.56	1.00	\$ 99.61
1101	1400	0.78	1.00	\$ 138.74
1401	1800	1.00	1.00	\$ 177.87
1801	2200	1.25	1.00	\$ 222.34
2201	2600	1.50	1.00	\$ 266.81
2601	1000000	1.75	1.00	\$ 311.27

Use Code Descriptions:

- 0110 SINGLE FAMILY RESIDENCE
- 0121 1/2 DUPLEX USED AS SFR
- 0135 TOWNHOUSE
- 0164 RESIDENTIAL IMPROVEMENT NOT SUITABLE FOR OCCUPANCY
- 0414 CONDOMINIUM UNIT
- 0421 TIME SHARE CONDO
- 0430 CONDOMINIUM - RESIDENTIAL UNIT USED IN CONJUNCTION WITH ANOTHER UNIT
- 0437 CONDO MANUFACTURED HOUSING RENTAL LOT W/IMPROVEMENTS (WITH MANUFACTURED HOME)
- 0464 CONDOMINIUM NOT SUITABLE FOR OCCUPANCY
- 0514 COOPERATIVE
- 0522 CO-OP MANUFACTURED HOME - IMPROVED
- 0564 CO-OP NOT SUITABLE FOR OCCUPANCY
- 0815 HOUSE AND IMPROVEMENT NOT SUITABLE FOR OCCUPANCY
- 5110 CROPLAND - SOIL CAPABILITY CLASS I WITH RESIDENCE
- 5210 CROPLAND - SOIL CAPABILITY CLASS II WITH RESIDENCE
- 5310 CROPLAND - SOIL CAPABILITY CLASS III WITH RESIDENCE
- 6010 GRAZING LAND - SOIL CAPABILITY CLASS I WITH RESIDENCE
- 6110 GRAZING LAND - SOIL CAPABILITY CLASS II WITH RESIDENCE
- 6210 GRAZING LAND - SOIL CAPABILITY CLASS III WITH RESIDENCE
- 6310 GRAZING LAND - SOIL CAPABILITY CLASS IV WITH RESIDENCE
- 6410 GRAZING LAND-SOIL CAPABILITY CLASS V WITH RESIDENCE
- 6510 GRAZING LAND-SOIL CAPABILITY CLASS VI WITH RESIDENCE
- 6680 COMBINATION-PART ORCHARD GROVES AND PART PASTURE LAND WITH RESIDENCE
- 6691 MIXED TROPICAL FRUITS WITH RESIDENCE

Bin Range		ERU Factor	Base Rate Factor	Rate
0	700	0.22	0.58	\$ 22.70
701	1100	0.56	0.58	\$ 57.77
1101	1400	0.78	0.58	\$ 80.47
1401	1800	1.00	0.58	\$ 103.16
1801	2200	1.25	0.58	\$ 128.96
2201	2600	1.50	0.58	\$ 154.75
2601	1000000	1.75	0.58	\$ 180.54

Use Code Descriptions:

- 0113 SINGLE FAMILY - MODULAR
- 0213 MANUFACTURED HOUSING-DOUBLE
- 0214 MANUFACTURED HOUSING-TRIPLE

Bin Range		ERU Factor	Base Rate Factor	Rate
0	700	0.22	0.42	\$ 16.44
701	1100	0.56	0.42	\$ 41.84
1101	1400	0.78	0.42	\$ 58.27
1401	1800	1.00	0.42	\$ 74.71
1801	2200	1.25	0.42	\$ 93.38
2201	2600	1.50	0.42	\$ 112.06
2601	1000000	1.75	0.42	\$ 130.73

Use Code Descriptions:

- 0041 CONDOMINIUM UNIT WITH UTILITIES
- 0212 MANUFACTURED HOUSING-SINGLE
- 0232 RESIDENTIAL RELATED AMMENITY ON MANUFACTURED HOME SITE
- 0237 MANUFACTURED HOUSING RENTAL LOT W/IMPROVEMENTS (WITH MANUFACTURED HOME)
- 0264 MANUFACTURED HOME NOT SUITABLE FOR OCCUP ANCY
- 0422 CONDOMINIUM - MANUFACTURED HOME PARK
- 0438 CONDOMINIUM - IMPROVED WITH NO MANUFACTURED HOME
- 0441 CONDOMINIUM UNIT WITH SITE IMPROVEMENTS
- 0537 COOPERATIVE-MFGD HOUSING RENTAL LOT W/HOME
- 0538 CO-OP IMPROVED (WITHOUT MANUFACTURED HOME)
- 6610 ORCHARD GROVES-ALL GROVES WITH RESIDENCE
- 6640 ORCHARD GROVES-PART GROVE AND PART NOT PLANTED WITH RESIDENCE
- 6810 DAIRIES-WITH RESIDENCE
- 6910 NURSERYYS-WITH RESIDENCE

Bin Range		ERU Factor	Base Rate Factor	Rate
0	700	0.22	0.00	\$ -
701	1100	0.56	0.00	\$ -
1101	1400	0.78	0.00	\$ -
1401	1800	1.00	0.00	\$ -
1801	2200	1.25	0.00	\$ -
2201	2600	1.50	0.00	\$ -
2601	1000000	1.75	0.00	\$ -

Use Code Descriptions:

- 0238 MANUFACTURED HOUSING RENTAL LOT WITH IMPROVEMENTS (NO MANUFACTURED HOME)
- 0239 MANUFACTURED HOUSING RENTAL LOT WITHOUT IMPROVEMENTS (NO MANUFACTURED HOME)
- 0541 CO-OP WITH SITE IMPROVEMENTS

Section 2. Rates for Multi-Family Residential (MF) based on Building Area Classification Ranges (Bins).

1) 0 - 2,500 base area	\$289.85
2) 2,501 – 5,000 base area	\$459.85
3) 5,001 – 10,000 base area	\$816.85
4) 10,001 – 20,000 base area	\$1,080.35
5) 20,001 – 50,000 base area	\$2,363.85
6) 50,001 - 100,000 base area	\$3,426.35
7) 100,001 – 150,000 base area	\$7,081.35
8) 150,001 – 250,000 base area	\$9,801.35
9) 250,001 and up base area	\$17,876.35

Section 3. Rates for Recreational Vehicle Property (RV):

All sites	\$0.00
-----------	--------

Section 4. Rates for Mobile Home/Manufactured Home Parks:

1) 4 - 9 spaces (MHP1)	\$234.60
2) 10 – 25 spaces (MHP2)	\$405.85
3) 26 – 50 spaces (MHP3)	\$595.85
4) 51 – 100 spaces (MHP4)	\$1,535.10
5) 101 – 150 spaces (MHP5)	\$2,045.10
6) 151 – 200 spaces (MHP6)	\$3,086.35
7) 201 and up spaces (MHP7)	\$7,336.35

Section 5. NON-RESIDENTIAL PROPERTIES: Each parcel will have one (1) billing unit, and the Building Area of all structures on the site will determine the range the parcel falls into for rates. When a Building Area is not available, but the Property Appraiser indicates structures exist on the parcel, the minimum charge by category will apply. Please see schedule B for the listing of property uses (use codes) and haz code assignments.

(a) Non-residential properties assigned the Light Hazard Code (0.08) will be charged the following rates:

Building Area Range	Rate Based on Building Area of	Rate
0-500	300	\$ 238.00
501-1,999	1,000	\$ 285.60
2,000-3,499	2,000	\$ 353.60
3,500-4,999	3,500	\$ 455.60
5,000-9,999	5,000	\$ 557.60
10,000-19,999	10,000	\$ 897.60
20,000-29,999	20,000	\$ 1,577.60
30,000-39,999	30,000	\$ 2,257.60
40,000-49,999	40,000	\$ 2,937.60
≥ 50,000	50,000	\$ 3,917.60

- (b) Non-residential properties assigned the Ordinary Hazard-Group 1 Hazard Code (0.13) will be charged the following rates:

Base Area Range	Rate Based on Base Area of	Rate
0-500	300	\$ 250.75
501-1,999	1,000	\$ 328.10
2,000-3,499	2,000	\$ 438.60
3,500-4,999	3,500	\$ 604.35
5,000-9,999	5,000	\$ 770.10
10,000-19,999	10,000	\$ 1,322.60
20,000-29,999	20,000	\$ 2,427.60
30,000-39,999	30,000	\$ 3,532.60
40,000-49,999	40,000	\$ 4,637.60
≥ 50,000	50,000	\$ 5,742.60

- (c) Non-residential properties assigned the Ordinary Hazard-Group 2 Hazard Code (0.18) will be charged the following rates:

Base Area Range	Rate Based on Base Area of	Rate
0-500	300	\$ 263.50
501-1,999	1,000	\$ 370.60
2,000-3,499	2,000	\$ 523.60
3,500-4,999	3,500	\$ 753.10
5,000-9,999	5,000	\$ 982.60
10,000-19,999	10,000	\$ 1,747.60
20,000-29,999	20,000	\$ 3,277.60
30,000-39,999	30,000	\$ 4,807.60
40,000-49,999	40,000	\$ 6,337.60
≥ 50,000	50,000	\$ 7,867.60

- (d) Non-residential properties assigned the Extra Hazard Code (0.3) will be charged the following rates:

Base Area Range	Rate Based on Base Area of	Rate
0-500	300	\$ 294.10
501-1,999	1,000	\$ 472.60
2,000-3,499	2,000	\$ 727.60
3,500-4,999	3,500	\$ 1,110.10
5,000-9,999	5,000	\$ 1,492.60
10,000-19,999	10,000	\$ 2,767.60
20,000-29,999	20,000	\$ 5,317.60
30,000-39,999	30,000	\$ 7,867.60
40,000-49,999	40,000	\$ 10,417.60
≥ 50,000	50,000	\$ 12,967.60

ANNUAL FIRE SERVICES SPECIAL ASSESSMENT
LISTING OF PROPERTY USE CODES WITH BASE RATE BENEFIT FACTOR, MULTI-FAMILY
RESIDENTIAL, MANUFACTURED/MOBILE HOME PARK (MHP) OR HAZARD CODE
ASSIGNMENT

In the event that a new property use code is established by the Property Appraiser, and it is not included within this schedule, the Fire Rescue Director has the authority to designate the Base Rate Benefit Factor, Multi-Family Residential, Manufactured/Mobile Home Park (MHP) or Hazard Code based on the "best fit" of property uses included in this schedule.

<u>PROPERTY/ USE CODE</u>	<u>USE DESCRIPTION</u>	<u>BASE RATE BENEFIT FACTOR (BF), HAZ CODE (HC), MULTI-FAMILY (MF) OR MAN. HOME PARK (MHP)</u>
-------------------------------	------------------------	--

RESIDENTIAL CATEGORY:

0041	CONDOMINIUM – RECREATIONAL VEHICLE	BF 0.42
0110	SINGLE FAMILY RESIDENCE	BF 1.00
0113	MODULAR HOME	BF 0.58
0121	1/2 DUPLEX USED AS SINGLE FAMILY RESIDENCE	BF 1.00
0135	TOWNHOUSE	BF 1.00
0164	RESIDEN. IMPRVMT NOT SUITABLE FOR OCCUPANCY	BF 1.00
0212	MANUFACTURED HOUSING-SINGLE	BF 0.42
0213	MANUFACTURED HOUSING-DOUBLE	BF 0.58
0214	MANUFACTURED HOUSING-TRIPLE	BF 0.58
0232	RESIDENTIAL RELATED AMMENITY ON MFG HOME SITE	BF 0.42
0237	MANUFACTURED HOUSING RENTAL LOT IMPRVMT W/HOME	BF 0.42
0238	MANUFACTURED HOUSING RENTAL LOT W/IMPROVEMENTS	BF 0.00
0239	MANUFACTURED HOUSING RENTAL LOT NO HOME	BF 0.00
0264	MANUFACTURED HOME NOT SUITABLE FOR OCCUPANCY	BF 0.42
0351	GARDEN APARTMENTS – 1 STORY – 10 TO 49 UNITS	MF MULTI-FAMILY
0352	GARDEN APARTMENTS – 1 STORY – 50 UNITS AND UP	MF MULTI-FAMILY
0353	LOW RISE APARTMENTS 10-49 UNITS 2/3 STORIES	MF MULTI-FAMILY
0354	LOW RISE APARTMENTS 50 UNITS AND UP 2/3 STORIES	MF MULTI-FAMILY
0355	HIGH RISE APARTMENTS- 4 STORIES AND UP	MF MULTI-FAMILY
0356	TOWNHOUSE APARTMENTS	MF MULTI-FAMILY
0414	CONDOMINIUM UNIT	BF 1.00
0421	TIME SHARE CONDO	BF 1.00
0422	CONDOMINIUM-MANUFACTURED HOME PARK	BF 0.42
0430	CONDOMINIUM – RES USED IN CONJUNCTION W/OTH UNIT	BF 1.00
0437	CONDO MANUFACTURED HOUSING RENTAL LOT W/HOME	BF 1.00
0438	CONDOMINIUM – IMPROVED R.V. LOT – NO R.V	BF 0.42
0441	CONDOMINIUM UNIT WITH SITE IMPROVEMENTS	BF 0.42
0464	CONDOMINIUM NOT SUITABLE FOR OCCUPANCY	BF 1.00
0514	COOPERATIVE UNIT	BF 1.00
0522	COOPERATIVE-MANUFACTURED HOME-IMPROVED	BF 1.00
0537	COOPERATIVE-MFGD HOUSING RENTAL LOT W/HOME	BF 0.42
0538	COOPERATIVE-IMPROVED (W/OUT MANUF. HOME)	BF 0.42
0541	CO-OP WITH SITE IMPROVEMENTS	BF 0.00
0564	CO-OP NOT SUITABLE FOR OCCUPANCY	BF 1.00
0719	BED AND BREAKFAST	MF MULTI-FAMILY
0815	HOUSE AND IMPROVEMENT NOT SUITABLE FOR OCCUPANCY	BF 1.00
0817	HOUSE AND MOBILE HOME	MF MULTI-FAMILY
0818	TWO OR THREE MOBILE HOMES – NOT A PARK	MF MULTI-FAMILY
0819	TWO RESIDENTIAL UNITS-NOT ATTACHED	MF MULTI-FAMILY
0820	DUPLEX	MF MULTI-FAMILY
0830	TRIPLEX	MF MULTI-FAMILY
0834	TOWNHOUSE – TWO OR MORE UNITS	MF MULTI-FAMILY
0837	TWO OR MORE MFGD HOUSING RENTAL LOTS W/HOMES	MF MULTI-FAMILY
0838	TWO OR MORE MFGD HOUSING RENTAL LOTS W/IMPRVMT	MF MULTI-FAMILY
0839	THREE OR FOUR LIVING UNITS – NOT ATTACHE	MF MULTI-FAMILY
0840	QUADRUPLEX	MF MULTI-FAMILY

0850	MULTIPLE_LIVING UNITS (5 TO 9 UNITS)	MF	MULTI-FAMILY
0859	MULTIPLE LIVING UNITS (5 TO 9 UNITS) NOT ATTACHED	MF	MULTI-FAMILY
0860	MISC RESIDENTIAL (MIGRANT CAMPS, ETC)	MF	MULTI-FAMILY
0864	MULTI-FAMILY IMPROVEMENT NOT SUITABLE FOR OCCUP	MF	MULTI-FAMILY
5110	CROPLAND – SOIL CAPABILITY CLASS I W/RESIDENCE	BF	1.00
5210	CROPLAND – SOIL CAPABILITY CLASS II W/RESIDENCE	BF	1.00
5310	CROPLAND – SOIL CAPABILITY CLASS III W/RESIDENCE	BF	1.00
6010	GRAZING LAND – SOIL CLASS I W/RESIDENCE	BF	1.00
6110	GRAZING LAND – SOIL CAPABILITY CLASS II W/RESIDENCE	BF	1.00
6210	GRAZING LAND – SOIL CLASS III W/RESIDENCE	BF	1.00
6310	GRAZING LAND – SOIL CAPABILITY CLASS IV W/RESIDENCE	BF	1.00
6410	GRAZING LAND-SOIL CAPABILITY CLASS V W/RESIDENCE	BF	1.00
6510	GRAZING LAND-SOIL CAPABILITY CLASS VI W/RESIDENCE	BF	1.00
6610	ORCHARD GROVE – ALL GROVE W/RESIDENCE	BF	0.42
6640	ORCHARD GROVE – PT GROVE & PT NOT PLANTED W/RESID	BF	0.42
6680	COMBINATION – PT ORCHARD GROVE & PT PASTURE W/RESID	BF	1.00
6691	MIXED TROPICAL FRUITS W/RESIDENCE	BF	1.00
6810	DAIRIES-WITH RESIDENCE	BF	0.42
6910	NURSERY WITH RESIDENCE	BF	0.42

MOBILE HOME/MANUFACTURED HOME PARKS:

2890	MANUF. HOUSING PARK RENTALS – 4 TO 9 SPACES	MHP1	MHP 4-9 SPACES
2891	MANUF. HOUSING PARK RENTALS – 10 TO 25 SPACES	MHP2	MHP 10-25 SPACES
2892	MANUF. HOUSING PARK RENTALS – 26 TO 50 SPACES	MHP3	MHP 26-50 SPACES
2893	MANUF. HOUSING PARK RENTALS – 51 TO 100 SPACES	MHP4	MHP 51-100 SPACES
2894	MANUF. HOUSING PARK RENTALS – 101 TO 150 SPACES	MHP5	MHP 101-150 SPACES
2895	MANUF. HOUSING PARK RENTALS – 151 TO 200 SPACES	MHP6	MHP 151-200 SPACES
2896	MANUF. HOUSING PARK RENTALS – 201 AND UP SPACES	MHP7	MHP ≥201 SPACES

COMMERCIAL CATEGORY:

0133	IMPROVED RESIDENTIAL COMMON AREA	HC	0.08 LIGHT HAZARD
0433	IMPROVED CONDOMINIUM COMMON AREA	HC	0.08 LIGHT HAZARD
0465	CONDOMINIUM – MISC.(NOT COVERED BY ANY OTH CODE	HC	0.08 LIGHT HAZARD
0616	RETIREMENT HOME	HC	0.13 ORDINARY HAZ GRP 1
0700	MIGRANT CAMPS BOARDING HOMES	HC	0.08 LIGHT HAZARD
1100	RETAIL STORES – 1 UNIT	HC	0.18 ORDINARY HAZD GRP 2
1104	CONDOMINIUM / STORE	HC	0.18 ORDINARY HAZD GRP 2
1105	RETAIL DRUG STORES – (NOT ATTACHED)	HC	0.18 ORDINARY HAZD GRP 2
1110	RETAIL STORE – MULTIPLE UNITS	HC	0.18 ORDINARY HAZD GRP 2
1115	RETAIL TIRE STORE	HC	0.18 ORDINARY HAZD GRP 2
1125	CONVENIENCE STORE	HC	0.18 ORDINARY HAZD GRP 2
1130	CONVENIENCE STORE – WITH GAS PUMPS	HC	0.18 ORDINARY HAZD GRP 2
1138	RETAIL- SHELL BUILDING	HC	0.18 ORDINARY HAZD GRP 2
1150	WAREHOUSE DISCOUNT STORE	HC	0.18 ORDINARY HAZD GRP 2
1204	COMMERCIAL SHELL BUILDING (CONDO)	HC	0.18 ORDINARY HAZD GRP 2
1210	MIXED USE – COMMERCIAL PROPERTY	HC	0.18 ORDINARY HAZD GRP 2
1222	COMMERCIAL RELATED AMENITIES	HC	0.18 ORDINARY HAZD GRP 2
1233	IMPROVED COMMERCIAL COMMON AREA	HC	0.18 ORDINARY HAZD GRP 2
1238	COMMERCIAL SHELL BUILDING (OTHER)	HC	0.18 ORDINARY HAZD GRP 2
1264	COMMER. IMPROVE. NOT SUITABLE FOR OCCUPANCY	HC	0.18 ORDINARY HAZD GRP 2
1300	DEPARTMENT STORE	HC	0.18 ORDINARY HAZD GRP 2
1400	SUPERMARKET	HC	0.18 ORDINARY HAZD GRP 2
1500	SHOPPING MALL	HC	0.18 ORDINARY HAZD GRP 2
1600	SHOPPING COMPLEX-COMMUNITY/NEIGHBORHOOD	HC	0.18 ORDINARY HAZD GRP 2
1610	SHOPPING CENTER - NEIGHBORHOOD	HC	0.18 ORDINARY HAZD GRP 2
1700	OFFICE BUILDING – 1 STORY – SINGLE TENAN	HC	0.08 LIGHT HAZARD
1704	CONDOMINIUM OFFICE UNIT	HC	0.08 LIGHT HAZARD
1710	OFFICE BUILDING – MULTI TENANT – 1 STORY	HC	0.08 LIGHT HAZARD
1738	OFFICE- SHELL BUILDING	HC	0.18 ORDINARY HAZD GRP 2
1800	OFFICE BUILDING – SINGLE TENANT – 2+ STORIES	HC	0.08 LIGHT HAZARD
1810	OFFICE BUILDING-MULTI TENANT-2 + STORIES	HC	0.08 LIGHT HAZARD
1900	PROFESSIONAL BLDG-SINGLE TENANT – 1 STORY	HC	0.08 LIGHT HAZARD
1910	PROFESSIONAL BLDG-MULTI TENANT – 1 STORY	HC	0.08 LIGHT HAZARD
1920	PROFESSIONAL BUILDING-SINGLE TENANT – 2+STORIES	HC	0.08 LIGHT HAZARD
1930	PROFESSIONAL BUILDING- MULTI TENANT- 2+STORIES	HC	0.18 ORDINARY HAZD GRP 2
1940	PROFESSIONAL/OFFICE COMPLEX	HC	0.08 LIGHT HAZARD
1950	DAY CARE CENTER	HC	0.08 LIGHT HAZARD
1960	RADIO OR T.V. STATION	HC	0.08 LIGHT HAZARD
2000	AIRPORTS – PRIVATE	HC	0.30 EXTRA HAZARD
2010	AIRPORTS – COMMERCIAL	HC	0.30 EXTRA HAZARD

2015	MARINAS	HC 0.18 ORDINARY HAZD GRP 2
2100	RESTAURANT / CAFETERIA	HC 0.13 ORDINARY HAZD GRP 1
2104	RESTAURANT – CONDOMINIUM	HC 0.13 ORDINARY HAZD GRP 1
2110	FAST FOOD RESTAURANT	HC 0.13 ORDINARY HAZD GRP 1
2300	FINANCIAL INSTITUTION	HC 0.08 LIGHT HAZARD
2310	FINANCIAL INSTITUTION – BRANCH FACILITY	HC 0.08 LIGHT HAZARD
2400	INSURANCE CO. – OFFICE	HC 0.08 LIGHT HAZARD
2500	SERVICE SHOP RADIO AND T.V. REPAIR REF	HC 0.08 LIGHT HAZARD
2600	SERVICE STATION	HC 0.08 LIGHT HAZARD
2700	DEALERSHIP SALES / SERVICE CENTER	HC 0.18 ORDINARY HAZD GRP 2
2710	GARAGE / AUTO BODY/AUTO PAINT SHOP	HC 0.18 ORDINARY HAZD GRP 2
2715	MINI-LUB SERVICE SPECIALIST	HC 0.18 ORDINARY HAZD GRP 2
2720	CAR WASH	HC 0.08 LIGHT HAZARD
2730	USED AUTOMOBILE SALES	HC 0.08 LIGHT HAZARD
2740	RECREATIONAL VEHICLE SALES/NEW OR USED	HC 0.08 LIGHT HAZARD
2800	PARKING LOT – COMMERCIAL	HC 0.18 ORDINARY HAZD GRP 2
2810	PARKING LOT – PATRON	HC 0.18 ORDINARY HAZD GRP 2
2900	WHOLESALE OUTLET	HC 0.18 ORDINARY HAZD GRP 2
2910	PRODUCE HOUSE	HC 0.18 ORDINARY HAZD GRP 2
3000	FLORIST	HC 0.08 LIGHT HAZARD
3010	GREENHOUSE	HC 0.08 LIGHT HAZARD
3020	NURSERY (NON-AGRIC. CLASSIFICATION)	HC 0.08 LIGHT HAZARD
3030	HORSE STABLE	HC 0.18 ORDINARY HAZD GRP 2
3040	DOG KENNEL	HC 0.13 ORDINARY HAZD GRP 1
3100	THEATRE (DRIVE-IN)	HC 0.08 LIGHT HAZARD
3120	STADIUM – (NOT ENCLOSED)	HC 0.08 LIGHT HAZARD
3200	AUDITORIUM (ENCLOSED)	HC 0.08 LIGHT HAZARD
3210	THEATER – (ENCLOSED)	HC 0.08 LIGHT HAZARD
3220	RECREATION HALL	HC 0.08 LIGHT HAZARD
3230	FITNESS CENTER	HC 0.08 LIGHT HAZARD
3300	NIGHT CLUBS COCKTAIL LOUNGES BARS	HC 0.08 LIGHT HAZARD
3400	BOWLING ALLEYS SKATING RINKS AND POOL HALLS	HC 0.08 LIGHT HAZARD
3430	ARENA (ENCLOSED)	HC 0.08 LIGHT HAZARD
3440	ARENA – (OPEN AIR) WITH SUPPORTING FACILITY	HC 0.08 LIGHT HAZARD
3450	FLEA MARKET	HC 0.18 ORDINARY HAZD GRP 2
3500	TOURIST ATTRACTION	HC 0.08 LIGHT HAZARD
3510	PERMANENT EXHIBIT	HC 0.08 LIGHT HAZARD
3600	CAMP – (OTHER THAN FOR MOBILE HOMES)	HC 0.08 LIGHT HAZARD
3610	CAMPGROUND (TRAILERS CAMPERS AND TENTS)	HC 0.08 LIGHT HAZARD
3693	LABOR CAMP	HC 0.08 LIGHT HAZARD
3700	RACE TRACK / WAGERING ATTRACTION	HC 0.08 LIGHT HAZARD
3710	CORRECTIONAL FACILITY	HC 0.18 ORDINARY HAZD GRP 2
3720	POSTAL FACILITY	HC 0.18 ORDINARY HAZD GRP 2
3800	GOLF COURSE	HC 0.08 LIGHT HAZARD
3810	DRIVING RANGE	HC 0.08 LIGHT HAZARD
3820	COUNTRY CLUB / SUPPORT FACILITIE	HC 0.08 LIGHT HAZARD
3900	MOTOR INN	HC 0.08 LIGHT HAZARD
3905	BED AND BREAKFAST	HC 0.08 LIGHT HAZARD
3910	LIMITED SERVICE HOTEL	HC 0.08 LIGHT HAZARD
3920	FULL SERVICE HOTEL	HC 0.08 LIGHT HAZARD
3930	EXTENDED STAY OR SUITE HOTEL	HC 0.08 LIGHT HAZARD
3940	LUXURY HOTEL/RESORT	HC 0.08 LIGHT HAZARD
3950	CONVENTION HOTEL/RESORT	HC 0.08 LIGHT HAZARD
3970	MOTEL	HC 0.08 LIGHT HAZARD
3972	MOTEL – WITH RESTAURANT	HC 0.13 ORDINARY HAZD GRP 1
4100	LIGHT MANUFACTURING – SMALL EQUIP. MFG. PLANTS/SHOP	HC 0.18 ORDINARY HAZD GRP 2
4200	HEAVY INDUSTRIAL – HEAVY EQUIP.MFG. LAR, MACH SHOPS	HC 0.18 ORDINARY HAZD GRP 2
4300	LUMBER YARD SAWMILL PLANING MILL	HC 0.30 EXTRA HAZARD
4400	PACKING PLANT – FRUIT AND VEGETABLE PACK	HC 0.18 ORDINARY HAZD GRP 2
4500	CANNERIES FRUIT AND VEGETABLE BOTTLERS	HC 0.18 ORDINARY HAZD GRP 2
4600	OTH FOOD PROCESSING – CANDY, BAKERY, POTATO CHIP	HC 0.18 ORDINARY HAZD GRP 2
4700	MINERAL PROCESSING PHOSPHATE, ROCKS, GRAVEL	HC 0.08 LIGHT HAZARD
4710	CONCRETE / ASPHALT PLANT	HC 0.08 LIGHT HAZARD
4800	WAREHOUSING DISTRIB TERMINALS, TRUCK TERM, VAN & ST	HC 0.13 ORDINARY HAZD GRP 1
4804	CONDOMINIUM – WAREHOUSING	HC 0.13 ORDINARY HAZD GRP 1
4810	MINI – WAREHOUSING	HC 0.13 ORDINARY HAZD GRP 1
4830	WAREHOUSING – FLEX SPACE	HC 0.13 ORDINARY HAZD GRP 1
4900	OPEN STORAGE-NEW/USED BLDG SUPPLY, JUNKYD, AUTO WR	HC 0.13 ORDINARY HAZD GRP 1
5120	CROP LAND – SOIL CAPABILITY CLASS I – W/BLDG O/T RES	HC 0.08 LIGHT HAZARD
5220	CROP LAND – SOIL CAPABILITY CLASS II – W/BLDG O/T RES	HC 0.08 LIGHT HAZARD
5320	CROP LAND – SOIL CAPABILITY CLASS III – W/BLDG O/T RES	HC 0.08 LIGHT HAZARD
5410	TIMBERLAND-SLASH PINE INDEX 90 & ABOVE W/IMPVMT	HC 0.08 LIGHT HAZARD
5510	TIMBERLAND-SLASH PINE INDEX 80 TO 89 W/IMPVMT	HC 0.08 LIGHT HAZARD
5610	TIMBERLAND-SLASH PINE INDEX 70 TO 79 W/IMPVMT	HC 0.08 LIGHT HAZARD
5710	TIMBERLAND-SLASH PINE INDEX 60 TO 69 W/IMPVMT	HC 0.08 LIGHT HAZARD
5810	TIMBERLAND-SLASH PINE INDEX 50 TO 59 WITH IMPVMT	HC 0.08 LIGHT HAZARD

5910	TIMBERLAND- NOT CLASSIFIED BY SITE INDEX W/IMPVMT	HC 0,08 LIGHT HAZARD
6020	GRAZING LAND – SOIL CAPABILITY CLASS I – W/BLDG O/T RES	HC 0,08 LIGHT HAZARD
6120	GRAZING LAND – SOIL CAPABILITY CLASS II W/BLDG O/T RES	HC 0,08 LIGHT HAZARD
6220	GRAZING LAND – SOIL CAPABILITY CLASS III W/BLDG O/T RES	HC 0,08 LIGHT HAZARD
6320	GRAZING LAND-SOIL CAPABILITY CLASS IV W/BLDG O/T RES	HC 0,08 LIGHT HAZARD
6420	GRAZING LAND-SOIL CAPABILITY CLASS V W/BLDG O/T RES	HC 0,08 LIGHT HAZARD
6520	SOIL CAPABILITY CLASS VI WITH BUILDINGS O/T RES	HC 0,08 LIGHT HAZARD
6620	ORCHARD GROVES – ALL GROVES W/BLDG O/T RES	HC 0,08 LIGHT HAZARD
6650	ORCHARD GROVE-PT GROVE & PT NOT PLANTED W/BLDG	HC 0,08 LIGHT HAZARD
6670	COMBIN. – PT ORCHARD GROVE & PT PASTURE W/BLDG	HC 0,08 LIGHT HAZARD
6692	MIXED TROPICAL FRUITS W/BUILDINGS O/T RES	HC 0,08 LIGHT HAZARD
6700	POULTRY FARMS	HC 0,08 LIGHT HAZARD
6720	TROPICAL FISH FARMS	HC 0,08 LIGHT HAZARD
6730	BEE (HONEY) FARMS	HC 0,08 LIGHT HAZARD
6800	DAIRIES-WITH BUILDINGS OTHER THAN RESIDENCE	HC 0,08 LIGHT HAZARD
6920	NURSERY'S W/BUILDING OTHER THAN RESIDENCE	HC 0,08 LIGHT HAZARD
7200	SCHOOL – PRIVATE	HC 0,08 LIGHT HAZARD
7210	SCHOOL – PRIVATE CHURCH OWNED	HC 0,08 LIGHT HAZARD
7220	COLLEGE –PRIVATE	HC 0,08 LIGHT HAZARD
7230	FRAATERNITY OR SORORITY HOME	HC 0,08 LIGHT HAZARD
7300	HOSPITAL –GENERAL-PRIVATELY OWNED	HC 0,08 LIGHT HAZARD
7400	HOME FOR THE AGED	HC 0,08 LIGHT HAZARD
7500	ASSISTED CARE LIVING FACILITY	HC 0,08 LIGHT HAZARD
7510	CHILDRENS HOME	HC 0,08 LIGHT HAZARD
7600	MORTUARY	HC 0,08 LIGHT HAZARD
7610	CEMETERY	HC 0,08 LIGHT HAZARD
7620	CREMATORIUM	HC 0,18 ORDINARY HAZD GRP 2
7700	CLUBS LODGES AND UNION HALLS	HC 0,08 LIGHT HAZARD
7800	GYMNASIUM	HC 0,08 LIGHT HAZARD
7820	LIBRARY	HC 0,08 LIGHT HAZARD
7841	CONVALESCENT HOME (NURSING HOME)	HC 0,08 LIGHT HAZARD
8500	HOSPITAL	HC 0,08 LIGHT HAZARD
9100	UTILITY – GAS COMPANIES – IMPROVED	HC 0,08 LIGHT HAZARD
9120	UTILITY – ELECTRIC COMPANIES – IMPROVED	HC 0,08 LIGHT HAZARD
9140	UTILITY – TEL AND TEL – IMPROVED	HC 0,08 LIGHT HAZARD
9465	IMPROVEMENT – NOT SUITABLE FOR ANY OTHER CODE	HC 0,08 LIGHT HAZARD

EXEMPT PROPERTIES:

0432	CONDO-TRANSFERABLE LIMITED COMMON ELEMENT
7100	CHURCH
7211	CHURCH OWNED EDUCATIONAL BUILDING
7310	CLINIC
7810	FIRE STATION
8110	MILITARY-IMPROVED LAND
8300	SCHOOL – PUBLIC – IMPROVED PARCELS
8400	COLLEGE
8610	COUNTY OWNED LAND – IMPROVED
8620	UTILITY DIVISION PROPERTIES
8640	COUNTY AGENCY OTHER THAN BOCC – IMPROVED
8660	HOUSING AUTHORITY – IMPROVED
8680	CANAVERAL PORT AUTHORITY – IMPROVED

8710	STATE OWNED LAND – IMPROVED
8810	FEDERAL OWNED LAND – IMPROVED
8910	MUNICIPAL OWNED LAND –IMPROVED
9010	LEASED COUNTY/CITY PROPERTY-IMPROVED
9170	WATER AND SEWER SERVICE
9180	PIPELINE
9190	CANAL
9300	VACANT SUBSURFACE RIGHTS
9400	RIGHT OF WAY STREET, ROAD, ETC – PUBLIC
9410	RIGHT OF WAY STREET, ROAD, ETC – PRIVATE
9499	ASSESSMENT ARREARS
9500	RIVERS AND LAKES
9510	SUBMERGED LANDS
9600	WASTE LAND
9610	VACANT MARSH
9620	VACANT SAND DUNE
9630	SWAMP
9800	CENTRALLY ASSESSED

VACANT LAND AND MANAGED VACANT AGRICULTURAL PROPERTIES

0006	VACANT – LESS THAN 5 ACRES – NOT COVERED BY ANOTHER CODE – NOT GOVERNMENT OWNED
0007	VACANT RESIDENTIAL LAND (MULTI-FAMILY, PLATTED)
0008	VACANT RESIDENTIAL LAND (MULTI-FAMILY, UNPLATTED) – LESS THAN 5 ACRES
0009	VACANT RESIDENTIAL LAND (SINGLE FAMILY, UNPLATTED) – LESS THAN 5 ACRES

0010 VACANT RESIDENTIAL LAND (SINGLE FAMILY, PLATTED)
 0020 VACANT MOBILE HOME SITE (PLATTED)
 0021 VACANT MOBILE HOME SITE (UNPLATTED)
 0033 VACANT RESIDENTIAL COMMON AREA
 0040 VACANT CONDOMINIUM UNIT – LAND
 0050 VACANT CO-OP LAND
 0051 VACANT CO-OP WITH UTILITIES
 0132 RESIDENTIAL RELATED AMENITIES
 0499 NON-TAXABLE CONDOMINIUM COMMON AREA
 1000 VACANT COMMERCIAL LAND
 1033 VACANT COMMERCIAL COMMON AREA
 4000 VACANT INDUSTRIAL LAND
 5100 VACANT CROP LAND – SOIL CAPABILITY CLASS I
 5200 VACANT CROP LAND – SOIL CAPABILITY CLASS II
 5300 VACANT CROP LAND – SOIL CAPABILITY CLASS III
 5400 VACANT TIMBERLAND – SLASH PINE INDEX 90 AND ABOVE
 5500 VACANT TIMBERLAND – SLASH PINE INDEX 80 TO 89
 5600 VACANT TIMBERLAND – SLASH PINE INDEX 70 TO 79
 5700 VACANT TIMBERLAND – SLASH PINE INDEX 60 TO 69
 5800 VACANT TIMBERLAND – SLASH PINE INDEX 50 TO 59
 5900 VACANT TIMBERLAND – NOT CLASSIFIED BY SITE INDEX TO PINES
 6000 VACANT GRAZING LAND – SOIL CAPABILITY CLASS I
 6100 VACANT GRAZING LAND – SOIL CAPABILITY CLASS II
 6200 VACANT GRAZING LAND – SOIL CAPABILITY CLASS III
 6300 VACANT GRAZING LAND – SOIL CAPABILITY CLASS IV
 6400 VACANT GRAZING LAND – SOIL CAPABILITY CLASS V
 6500 VACANT GRAZING LAND – SOIL CAPABILITY CLASS VI
 6600 VACANT ORCHARD GROVES – ALL GROVES
 6630 VACANT ORCHARD GROVES – PART GROVE, PART NOT PLANTED
 6660 VACANT COMBINATION – PART ORCHARD GROVES AND PART PASTURE LAND
 6690 VACANT MIXED TROPICAL FRUITS
 6710 RABBIT FARM
 6820 VACANT FEED LOT
 6900 VACANT NURSERY
 7000 VACANT LAND – INSTITUTIONAL
 8000 VACANT MILITARY – LAND
 8010 VACANT SCHOOL (PUBLICLY OWNED)
 8020 VACANT COUNTY OWNED LAND (DOES NOT QUALIFY IN ANOTHER CODE)
 8030 VACANT BREVARD COUNTY-OWNED (AGENCY OTHER THAN BOARD OF COUNTY COMMISSIONERS)
 8040 VACANT HOUSING AUTHORITY
 8050 VACANT CANAVERAL PORT AUTHORITY
 8060 VACANT STATE OWNED LAND (THAT DOES NOT QUALIFY IN ANOTHER CODE)
 8070 VACANT FEDERALLY OWNED LAND (THAT DOES NOT QUALIFY IN ANOTHER CODE)
 8080 VACANT MUNICIPALLY OWNED LAND (THAT DOES NOT QUALIFY IN ANOTHER CODE)
 8090 VACANT MELBOURNE AIRPORT AUTHORITY
 8200 FOREST, PARK, RECREATIONAL AREA
 8210 VACANT RECREATIONAL AREA (GOVERNMENTAL)
 8930 MELBOURNE AIRPORT AUTHORITY
 9000 VACANT LEASED COUNTY/CITY PROPERTY
 9105 LOCALLY ASSESSED RAILROAD PROPERTY
 9110 VACANT UTILITY (GAS COMPANY)
 9130 VACANT UTILITY (ELECTRIC COMPANY)
 9150 VACANT UTILITY (TELEPHONE/TELEGRAPH)
 9700 VACANT RECREATIONAL OR PARKLAND
 9900 VACANT ACREAGE – 5 ACRES OR MORE, NOT COVERED BY ANOTHER CODE
 9908 VACANT RESIDENTIAL LAND (MULTI-FAMILY, UNPLATTED) – 5 ACRES OR MORE
 9909 VACANT RESIDENTIAL LAND (SINGLE-FAMILY, UNPLATTED) – 5 ACRES OR MORE
 9910 VACANT SITE APPROVED FOR CELLULAR TOWER
 9920 VACANT AGRICULTURAL ZONED LAND
 9930 VACANT SITE APPROVED FOR BILLBOARD
 9990 NON TAXABLE CONDOMINIUM COMMON AREA

SCHEDULE “C”

ANNUAL FIRE SERVICES SPECIAL RATES AND CHARGES OCTOBER 1, 2014 THROUGH SEPTEMBER 30, 2015

SECTION 1: HAZ-MAT RESPONSE: (Charges will be levied against the responsible party requiring the Special Operations Team)

- (a) Level I – Routine Emergency Condition – \$250/hour per special operations unit
 - 1) Normally controlled by first responders, minimal degree of hazard

- 2) No evacuation required, other than immediate incident area
 - 3) Full protective equipment (turnouts) is adequate for response
 - 4) Minor decontamination may be needed for responders requiring the response of the Special Operations Team
 - 5) Also included are standbys for hazardous material removals and tech rescue standbys (confined space operations)
- (b) Level II – Limited Emergency Condition - \$500/hour per special operations unit
- 1) More serious situation; greater quantity or higher degree of hazardous substance involvement; situation poses a potential threat to life and the environment
 - 2) May involve a limited evacuation
 - 3) Level B protective equipment is adequate for response
 - 4) Decontamination may be needed for responders requiring the response of the Special Operations Team
 - 5) Possible involvement of Department of Natural Resources and Department of Environmental Protection
- (c) Level III – Large-Scale Emergency Condition - \$750/hour per special operations unit
- 1) Incident involves a large quantity of an extremely hazardous substance, a high degree of toxicity, the potential for major fire and/or explosions, or potential for a large area to be affected; situation poses a major threat to life, property, and/or environment
 - 2) Evacuation of citizens may be required
 - 3) Level B or Level A encapsulated protective equipment is adequate for response
 - 4) Decontamination may be needed for responders requiring the response of the Special Operations Team
 - 5) Other Federal, State and local agencies may be notified and requested for assistance.
- (d) Level IV – Full Emergency Condition - \$1,000/hour per special operations unit
- 1) Large quantity of extremely hazardous, toxic substance has been released with the potential for massive fire, explosions, and/or severe environmental and property damage; situation poses a major, long-term threat to life, property, and/or the environment
 - 2) Full evacuation of citizens may be required
 - 3) Level A encapsulated protective equipment is adequate for response
 - 4) Decontamination may be needed for responders requiring the response of the Special Operations Team
 - 5) Other Federal, State and local agencies may be notified and requested for assistance.
- (e) Any company or agency both public and private wishing to, or listing Brevard County Fire Rescue as their emergency respondent. Will have to pay a Fee of \$500.00 dollars per facility per year, to use the Brevard County Special Operations Team. If equipment or personnel are required for a stand by or emergency response to a facility, then the rates listed above will be used for the operation. Examples of the requirements-Permit Required Confined Space operations 29 CFR 1910.146 page 469 section 11 “The rescue and emergency services that can be summoned and the means (such as the equipment to use and the numbers to call) for summoning those services”.

SECTION 2: EMS NON-EMERGENCY TRANSPORT PENALTY for Nursing Homes will be double the cost of ambulance bill for that patient (to be paid by Nursing Home).

SECTION 3: STANDBY RATES:

The rates below are based on FEMA rates for vehicles and BCFR projected overtime costs for personnel:

- (a) Fire Engine with 3 person Advanced Life Support (LT, 1FM, 1FE:
- | | |
|----------------|-------|
| 1) Labor | \$87 |
| 2) Vehicle | \$85 |
| Total per hour | \$172 |
- (b) Ambulance with 2 person Advance Life Support (2 FM)
- | | |
|----------------|---------|
| 1) Labor | \$56 |
| 2) Vehicle | \$32.50 |
| Total per hour | \$88.50 |
- (c) Tanker or Brush Truck with 2 person crew (LT, FF)
- | | |
|----------------|------|
| 1) Labor | \$61 |
| 2) Vehicle | \$31 |
| Total per hour | \$92 |

SECTION 4: NEW CONSTRUCTION PLAN REVIEW (SITE DEVELOPMENT) AND INSPECTIONS:

Florida law requires the fire departments to perform plan review and new construction inspections on multi-family residential structures with three or more dwelling units and all commercial property. Proposed site plans are reviewed for access, fire fighting water, wild land (urban/rural) interface, and certain property set-backs for fire safety. Subdivisions also require a similar review and site inspection to insure water and access requirements are met. The rates for Site Development Reviews are as follows.

(a)	Pre-application Review and Meeting	\$100.00
(b)	Site Plan Initial Review (includes first revision)	\$100.00
(c)	Each subsequent Site Plan Revision	\$50.00
(d)	Subdivision Initial Review (includes first revision)	\$150 + \$1/lot
(e)	Each subsequent Subdivision Revision	\$50.00
(f)	Alternative Water Supply	\$100.00
(g)	Re-Inspection Fee	\$40.00

SECTION 5: BUILDING PROJECT REVIEW AND INSPECTIONS:

Residential projects with three or more dwelling units and all commercial projects require building permits. Technical assistance may be necessary on certain projects and the fire prevention plan review may need to be performed by an independent third party with expertise in the matter to be reviewed at the submitter's expense. This provision is defined in the Florida Fire Prevention Code. The independent reviewer shall provide an evaluation and recommend necessary changes of the proposed design, operation, process or new technology to the fire prevention office. Should it be necessary to exercise this provision the permit and inspection fees still apply.

The rates for Building Reviews and Inspections are as follows:

(a)	Building Projects (Value equals the construction value or latest ICC Building Valuation Table construction value, whichever is greater)	\$50.00 + value X 0.0033
(b)	Design Review	\$100.00 or 15% of permit fee whichever is greater
(c)	Construction without a permit	Double all fees or \$250 whichever is greater
(d)	Re-Inspection Fee	\$40.00
(e)	Standby request or fire watch	\$50.00/hour with <u>3</u> hr minimum per inspector
(f)	Inspections outside of normal business hours	\$50.00/hour with <u>3</u> hour minimum per inspector
(g)	Post Temporary CO Inspections	\$50.00 per hour per inspector
(h)	Concurrent Building Plan Review	\$500.00
(i)	Amendments/revisions to plans/submittals (Permit does not have to be issued)	\$5.00 per page with \$25 minimum

Building Projects review includes new construction, remodeling, renovations and repairs for all projects requiring a commercial building permit. This includes residential structures with three or more dwelling units.

Design Review is applied to permits when the submitter has numerous (six or more) items that are not code compliant or significant issues that causes plan review to be unduly difficult. This fee is not applied to minor problems/errors but will be applied when the designer did not follow the provisions in the Code or normal design practices. The purpose of the Design Review fee is to help encourage design professionals to ensure they are submitting code compliant plans. Poorly designed projects slow down the entire review process which has a negative impact on other peoples projects.

The building and fire codes have language that allows additional charges when work is performed without a permit. To discourage this practice, all permit/inspection fees will be doubled, with a minimum fee of \$250 (e.g. permit fee plus \$250), when work is performed without an approved, paid for permit on site.

Stand-by and fire watch fees are charged when a feature of fire protection (e.g., sprinkler system is nonfunctional) is out of service and the threat of fire poses a life safety concern. These fees will also be charged when a facility or entity is using their property for other than its usual purpose with the fire marshal's approval to ensure the public's/facilities' safety.

Post Temporary Certificate of Occupancy (TCO) Inspection fees will be charged when the Building Official issues a temporary CO before the project is complete and the conditions of the TCO requires additional inspections by Fire Prevention personnel. This creates additional inspections to insure that all features of fire protection and services are in working order, therefore, this service has not been calculated into the charges for inspecting a project.

Concurrent building plan review application fees will be applied to projects requesting building plans be reviewed prior to the site plan approval by the County. These plans require a full review, but the submitter is under no obligation to build what has been reviewed.

SECTION 6: FIRE PROTECTION SYSTEMS PLAN & REVIEW INSPECTIONS:

Fire protection systems include automatic fire sprinkler systems, fire standpipe systems, fire alarm systems and automatic fire extinguishing systems. The below fees reflect the time commitment to perform these inspections:

(a)	Fire Sprinkler System Plan Review & Permit	\$200.00
(b)	Fire Sprinkler System Inspection	\$150.00 per floor and/or riser
(c)	Underground Inspection	\$150.00
(d)	Fire Pump Test	\$100.00
(e)	Underground Permit (if separated from sprinkler plan)	\$100.00
(f)	Minor Sprinkler System (less than 25 heads, not underground)	\$150.00
(g)	Sprinkler Work Without a Permit	Double all fees, or \$250 whichever is greater
(h)	Re-Inspection Fee	\$100.00

Fire sprinkler system inspections include a two hour hydrostatic test and final inspection upon project completion. Each floor of a building or each zone risers are tested separately. Underground piping requires a two hour hydrostatic test, a witnessed system flush inspection and a final inspection. Fire pump inspections require a flow test.

SECTION 7: FIRE PROTECTION SYSTEMS AUTOMATIC FIRE EXTINGUISHING SYSTEM AND FIRE PROTECTION SYSTEMS FIRE ALARM SYSTEMS:

The rates for review, permitting, inspections and testing of automatic fire extinguishing systems and fire alarm systems are as follows:

(a)	Automatic Extinguishing System Review & Permit	\$75.00
(b)	Automatic Extinguishing System Inspection/Functional Test	\$75.00 each
(c)	Automatic Extinguishing System Work Without a Permit	Double all fees, or \$250 whichever is greater
(d)	Automatic Extinguishing System Re-Inspection Fee	\$40.00
(e)	Fire Alarm System Review, Permit, Inspections/Test <u>(Item (e) only applies to single story structures with less than 10 devices and a value of less than \$5000)</u>	\$150.00
(f)	Fire Alarm System Review & permit <u>(Item (f) applies to all systems with 10 or more devices or than a single story or a value of \$5000 or more)</u>	\$100.00
(g)	Fire Alarm System Inspections/Test <u>(Item (g) applies to all systems with 10 or more devices or more than a story or a value of \$5000 or more)</u>	\$150.00 per floor
(h)	Fire Alarm System Work Without a Permit <u>whichever is greater</u>	Double all fees <u>or \$250</u>
(i)	Fire Alarm System Re-Inspection Fee	\$40.00

Section 8: BUSINESS TAX RECEIPT REVIEW:

The rates for Business Tax Receipt review, special event review and inspections are as follows:

(a)	<u>Business Tax Receipt Review</u>	<u>\$15.00</u>
-----	------------------------------------	----------------

Business Tax Receipt inspection fees will be in accordance with Table 9-1.

SECTION 9: FIRE PREVENTION SAFETY INSPECTION RATES:

Fire Prevention and Life Safety inspections are based on the square footage of the building. Fees charged for Fire Prevention and Life Safety inspections will be in accordance with Table 9-1. If no code violations are found at the initial inspection, the fee charged will be in accordance with column A. If no code violations remain at the time of the first re-inspection, the fee charged will be in accordance with column A. If a second, third or fourth re-inspection is required to gain compliance with the Code the fee charged will be according to columns C, D, or E respectively.

If the owner and/or tenant is taken to the Code Enforcement Board, in addition to any fees, fines or penalties charged or imposed by Code Enforcement and/or the Special Magistrate, the Office of Fire Prevention will charge an administrative fee of \$250. Each additional inspection required will be charged at a rate equal to those in column A of Table 9-1

All of the above fees are cumulative.

Fire Prevention and Life Safety inspections will be conducted annually on those occupancies where people gather and/or where they sleep. Storage over 9,999 square feet, mercantile over 2,999 square feet, business over 30,000 square feet, industrial over 9,999 square feet and all high hazard facilities/operations will also be inspected annually. Specifically the fire prevention office will target hazard associated with the potential for large loss of life or property damages.

Certain operations and occupancies will be inspected as required by Florida Statute and/or the Florida Administrative Code.

The remaining commercial properties will be inspected every three years.

Total fees are based on the historical trends in the fire prevention data base.

Below is the Fire Prevention Safety Inspection Fee Matrix (Table 9-1)

Square feet from		Square feet	(A) Initial Inspection	(B) First Re- inspection Fee	(C) Second Re- inspection Fee	(D) Third Re- inspection Fee	(E) Fourth Re- inspection Fee
0	up to	999	\$25	No Charge	\$75	\$125	\$175
1,000	up to	1,999	\$30	No Charge	\$90	\$150	\$210
2,000	up to	3,499	\$35	No Charge	\$105	\$175	\$245
3,500	up to	4,999	\$40	No Charge	\$120	\$200	\$280
5,000	up to	9,999	\$45	No Charge	\$135	\$225	\$315
10,000	up to	14,999	\$50	No Charge	\$150	\$250	\$350
15,000	up to	19,999	\$55	No Charge	\$165	\$275	\$385
20,000	up to	24,999	\$60	No Charge	\$180	\$300	\$420
25,000	up to	29,999	\$65	No Charge	\$195	\$325	\$455
30,000	up to	34,999	\$70	No Charge	\$210	\$350	\$490
35,000	up to	39,999	\$75	No Charge	\$225	\$375	\$525
40,000	up to	44,999	\$80	No Charge	\$240	\$400	\$560

45,000	up to	49,999	\$85	<u>No Charge</u>	\$255	\$425	\$595
50,000	up to	54,999	\$90	<u>No Charge</u>	\$270	\$450	\$630
55,000	up to	59,999	\$95	<u>No Charge</u>	\$285	\$475	\$665
60,000	up to	64,999	\$100	<u>No Charge</u>	\$300	\$500	\$700
65,000	up to	69,999	\$105	<u>No Charge</u>	\$315	\$525	\$735
70,000	up to	74,999	\$110	<u>No Charge</u>	\$330	\$550	\$770
75,000	up to	79,999	\$115	<u>No Charge</u>	\$345	\$575	\$805
80,000	up to	84,999	\$120	<u>No Charge</u>	\$360	\$600	\$840
85,000	up to	89,999	\$125	<u>No Charge</u>	\$375	\$625	\$875
90,000	up to	94,999	\$130	<u>No Charge</u>	\$390	\$650	\$910
95,000	up to	99,999	\$135	<u>No Charge</u>	\$405	\$675	\$945
100,000	up to	109,999	\$140	<u>No Charge</u>	\$420	\$700	\$980
110,000	up to	119,999	\$145	<u>No Charge</u>	\$435	\$725	\$1,015
120,000	up to	129,999	\$150	<u>No Charge</u>	\$450	\$750	\$1,050
130,000	up to	139,999	\$155	<u>No Charge</u>	\$465	\$775	\$1,085
140,000	up to	149,999	\$160	<u>No Charge</u>	\$480	\$800	\$1,120
150,000	up to	159,999	\$165	<u>No Charge</u>	\$495	\$825	\$1,155
160,000	up to	169,999	\$170	<u>No Charge</u>	\$510	\$850	\$1,190
170,000	up to	179,999	\$175	<u>No Charge</u>	\$525	\$875	\$1,225
180,000	up to	189,999	\$180	<u>No Charge</u>	\$540	\$900	\$1,260
190,000	up to	199,999	\$185	<u>No Charge</u>	\$555	\$925	\$1,295
200,000	up to	209,999	\$190	<u>No Charge</u>	\$570	\$950	\$1,330
210,000	up to	219,999	\$195	<u>No Charge</u>	\$585	\$975	\$1,365
220,000	up to	229,999	\$200	<u>No Charge</u>	\$600	\$1,000	\$1,400
230,000	up to	239,999	\$205	<u>No Charge</u>	\$615	\$1,025	\$1,435
240,000	up to	249,999	\$210	<u>No Charge</u>	\$630	\$1,050	\$1,470
250,000	up to	259,999	\$215	<u>No Charge</u>	\$645	\$1,075	\$1,505
260,000	up to	269,999	\$220	<u>No Charge</u>	\$660	\$1,100	\$1,540
270,000	up to	279,999	\$225	<u>No Charge</u>	\$675	\$1,125	\$1,575

280,000	up to	289,999	\$230	<u>No Charge</u>	\$690	\$1,150	\$1,610
290,000	up to	299,999	\$235	<u>No Charge</u>	\$705	\$1,175	\$1,645
300,000	up to	309,999	\$240	<u>No Charge</u>	\$720	\$1,200	\$1,680
310,000	up to	319,999	\$245	<u>No Charge</u>	\$735	\$1,225	\$1,715
320,000	up to	329,999	\$250	<u>No Charge</u>	\$750	\$1,250	\$1,750
330,000	up to	339,999	\$255	<u>No Charge</u>	\$765	\$1,275	\$1,785
340,000	up to	349,999	\$260	<u>No Charge</u>	\$780	\$1,300	\$1,820
350,000	up to	359,999	\$265	<u>No Charge</u>	\$795	\$1,325	\$1,855
360,000	up to	369,999	\$270	<u>No Charge</u>	\$810	\$1,350	\$1,890
370,000	up to	379,999	\$275	<u>No Charge</u>	\$825	\$1,375	\$1,925
380,000	up to	389,999	\$280	<u>No Charge</u>	\$840	\$1,400	\$1,960
390,000	up to	399,999	\$285	<u>No Charge</u>	\$855	\$1,425	\$1,995
400,000	up to	424,999	\$290	<u>No Charge</u>	\$870	\$1,450	\$2,030
425,000	up to	449,999	\$295	<u>No Charge</u>	\$885	\$1,475	\$2,065
450,000	up to	474,999	\$300	<u>No Charge</u>	\$900	\$1,500	\$2,100
475,000	up to	499,999	\$305	<u>No Charge</u>	\$915	\$1,525	\$2,135
500,000	up to	524,999	\$310	<u>No Charge</u>	\$930	\$1,550	\$2,170
525,000	up to	549,999	\$315	<u>No Charge</u>	\$945	\$1,575	\$2,205
550,000	up to	574,999	\$320	<u>No Charge</u>	\$960	\$1,600	\$2,240
575,000	up to	599,999	\$325	<u>No Charge</u>	\$975	\$1,625	\$2,275
600,000	up to	624,999	\$330	<u>No Charge</u>	\$990	\$1,650	\$2,310
625,000	up to	649,999	\$335	<u>No Charge</u>	\$1,005	\$1,675	\$2,345
650,000	up to	674,999	\$340	<u>No Charge</u>	\$1,020	\$1,700	\$2,380
675,000	up to	699,999	\$345	<u>No Charge</u>	\$1,035	\$1,725	\$2,415
700,000	up to	724,999	\$350	<u>No Charge</u>	\$1,050	\$1,750	\$2,450
725,000	up to	749,999	\$355	<u>No Charge</u>	\$1,065	\$1,775	\$2,485
750,000	up to	774,999	\$360	<u>No Charge</u>	\$1,080	\$1,800	\$2,520
775,000	up to	799,999	\$365	<u>No Charge</u>	\$1,095	\$1,825	\$2,555
800,000	up to	824,999	\$370	<u>No Charge</u>	\$1,110	\$1,850	\$2,590

825,000	up to	849,999	\$375	<u>No Charge</u>	\$1,125	\$1,875	\$2,625
850,000	up to	874,999	\$380	<u>No Charge</u>	\$1,140	\$1,900	\$2,660
875,000	up to	899,999	\$385	<u>No Charge</u>	\$1,155	\$1,925	\$2,695
900,000	up to	924,999	\$390	<u>No Charge</u>	\$1,170	\$1,950	\$2,730
925,000	up to	949,999	\$395	<u>No Charge</u>	\$1,185	\$1,975	\$2,765
950,000	up to	974,999	\$400	<u>No Charge</u>	\$1,200	\$2,000	\$2,800
975,000	up to	999,999	\$405	<u>No Charge</u>	\$1,215	\$2,025	\$2,835
1,000,000	up to	1,049,999	\$410	<u>No Charge</u>	\$1,230	\$2,050	\$2,870
1,050,000	up to	1,099,999	\$415	<u>No Charge</u>	\$1,245	\$2,075	\$2,905
1,100,000	up to	1,149,999	\$420	<u>No Charge</u>	\$1,260	\$2,100	\$2,940
1,150,000	up to	1,199,999	\$425	<u>No Charge</u>	\$1,275	\$2,125	\$2,975
1,200,000	up to	1,249,999	\$430	<u>No Charge</u>	\$1,290	\$2,150	\$3,010
1,250,000	up to	1,299,999	\$435	<u>No Charge</u>	\$1,305	\$2,175	\$3,045
1,300,000	up to	1,349,999	\$440	<u>No Charge</u>	\$1,320	\$2,200	\$3,080
1,350,000	up to	1,399,999	\$445	<u>No Charge</u>	\$1,335	\$2,225	\$3,115
1,400,000	up to	1,449,999	\$450	<u>No Charge</u>	\$1,350	\$2,250	\$3,150
1,450,000	up to	over 1,450, 000	\$455	<u>No Charge</u>	\$1,365	\$2,275	\$3,185

Section 10: FIRE PREVENTION PERSONNEL HOURLY RATES

The rate below is to be charged for fire prevention services where the fees in sections 4 through 9 do not apply. This rate is to be charged where due to the action or inaction of an owner/operator of a facility or process necessitates Fire Prevention personnel take action to enforce the provisions of the Florida Fire Prevention Code. E.g. Illegal burning, complaint inspections where violations are confirmed to be present etc.

(a) Fire Prevention Personnel hourly rate

\$50.00 per hour

Attachment "B"
RESOLUTION NO. 14- 134

RESOLUTION OF THE BOARD OF COUNTY COMMISSIONERS RATIFYING,
CONFIRMING AND CERTIFYING THE ANNUAL FIRE-SERVICES NON-AD VALOREM
SPECIAL ASSESSMENT ROLL FOR THE COUNTY FISCAL YEAR BEGINNING
OCTOBER 1, 2014 AND FORWARDING THE SAME TO THE TAX COLLECTOR'S
OFFICE FOR COLLECTION IN THE SAME MANNER AS AD VALOREM TAXES ARE
COLLECTED.

WHEREAS, Florida Statutes, Section 197.3632 grants the Board of County Commissioners the power to utilize the Uniform Method for collecting special non-ad valorem assessments; and

WHEREAS, on September 9th, 2014, the Board of County Commissioners adopted a schedule of rates, assessments and charges for fire service operations; and

WHEREAS, by September 15 of each year, the Chair of the Board of County Commissioners or his or her designee shall certify a non-ad valorem assessment roll to the Tax Collector; and

WHEREAS, the annual Fire Service Non-Ad Valorem Assessment Roll has been prepared, a summary of which is attached hereto as Exhibit "A" and made a part of this Resolution by reference; and

WHEREAS, the Brevard County Board of County Commissioners is satisfied that the annual Fire Service Non-Ad Valorem Assessment Roll has been prepared in conformity with the schedule of rates, assessments and charges for fire service operations adopted by the Board on September 9th, 2014; and

NOW, THEREFORE, BE IT RESOLVED by the Brevard County Board of County Commissioners:

1. The Board of County Commissioners of Brevard County, Florida, hereby certifies, ratifies and confirms that the Fire Service Non-Ad Valorem Assessment Roll for County fiscal year beginning October 1, 2014, is in conformity with the schedule of rates, assessments and charges for fire service operations adopted by the Board on September 9th, 2014.

2. The Board of County Commissioners of Brevard County, Florida, hereby certifies, ratifies and confirms such Fire Service Non-Ad Valorem Assessment Roll as certified on a compatible electronic medium to the Tax Collector. The Tax Collector shall collect such Fire Service Non-Ad Valorem Assessment in the same manner as ad valorem taxes are collected.


3. A certified copy of this Resolution shall be delivered to the Tax Collector of Brevard County, Florida.

Done and Adopted in regular session by the Brevard County Board of County Commissioners, this 9th day of September, 2014.

ATTEST:

By: 

Scott Ellis, Clerk



**BOARD OF COUNTY COMMISSIONERS OF
BREVARD COUNTY, FLORIDA**

By: 

Mary Bolin Lewis, Chairman

As approved by the Board on:

Reviewed for legal form and content:




EXHIBIT "A"
Brevard County Fire Rescue
Non- Ad Valorem Assessment Roll Summary
As of August 18, 2014

Unincorporated

Multi Family	917	\$483,030
Mobile Home Parks	66	\$117,287
Non Residential	3,240	\$2,497,574
Residential	89,591	\$15,956,863
Exempt	1,522	<u>\$0</u>
Total Unincorporated	95,336	\$19,054,754

Municipalities

Multi Family	108	\$103,231
Mobile Home Parks	2	\$8,871
Non Residential	582	\$691,895
Residential	9767	\$1,954,270
Exempt	117	<u>\$0</u>
Total Municipalities	10,576	\$2,758,267

Grand Total	105,912	\$21,813,021
--------------------	----------------	---------------------