

## LIBRARY SERVICES OVERVIEW

Presented by:

Jeff Thompson, Library Services Dir.  
Alvin Hall, Library Services Finance Manager

January 2015



## OUTLINE



- Mission
- History
- Library Services Today
- Library Budget
- Challenges
- Trends

## Our Mission



### Mission Statement

**Brevard County Libraries enables people of all ages to improve their quality of life by providing information and enrichment through traditional resources and new technology.**

## HISTORY



## History



5

- **1900-1959: City Libraries of Cocoa, Cocoa Beach, Eau Gallie, Melbourne, and Titusville.**
- **1959 F.S. 150. BOCC paid 1/3 cost to operate the 5 libraries. Libraries served all Brevard residents.**
- **1960 – 1970 four new libraries: Merritt Island, Satellite Beach, Cape Canaveral, and Meadowlane (West Melbourne).**

## History



6

- **1970 – Brevard County Federated Library System created.**
- **1972 – Brevard County Library Tax District created.**
  - **Brevard County Library Board created.**
  - **Beginning of a true county-wide library service.**
- **1980-2002 – Eight libraries built.**

# LIBRARY SERVICES TODAY



## Library Services Today



### 17 Libraries Across Brevard

1 Very Large Central library

4 Large libraries:  
TV, CB, ML, FD

4 Medium libraries:  
MI, SV, EG, SB

4 Small libraries:  
PJ, MK, MB, WM, SM

3 Satellite libraries:  
MS, CC, PB



## Library Services Today



- **TECHNOLOGY**

- Patron PC sessions  
2004

- 376,980

- Patron PC sessions  
2014

- 464,712

- 23% increase

- Wi-Fi being made  
more robust.

- More tablets & other  
mobile devices.



## Library Services Today



- **MEETING ROOMS:**

- Number of hours of  
meeting room use in  
2014:

- 50,303.31



## Library Services Today



- **REFERENCE SERVICES:**

- **Reference transactions 2004**
  - 676,066
- **Reference transactions 2014**
  - 1,139,684
- **69% Increase**

## Library Services Today



- **PROGRAMS FOR ADULTS:**

- **Programs 2014**
  - 2,401
- **Program Attendance 2014**
  - 26,768

## Library Services Today



- **YOUTH SERVICES:**

- **Reference transactions 2004**
  - 1,277,154
- **Reference transactions 2014**
  - 1,875,164
- **47% Increase**

## Library Services Today



- **PROGRAMS FOR CHILDREN:**

- **Programs 2014**
  - 2,909
- **Attendance 2014**
  - 89,064

## Library Services Today



- **MOBILE LIBRARY:**

- **Visits 2014**
  - 791
- **Attendance 2014**
  - 5,914



## Library Services Today



- **TALKING BOOKS  
(HANDICAPPED SERVICES):**

- **Serving over 2,000 citizens.**
- **In 2012 Library of Congress awarded our Talking Books Library as the Sub-Regional Network Library of the Year.**

## Library Services Today



- **BOOKS!**

- **Books in collection**
  - 1,184,819
- **Circulation 2004**
  - 4,500,469
- **Circulation 2014**
  - 5,059,874
- **12% increase**



## Library Services Today



- **E-BOOKS:**

- **E-books in collection**
  - 11,000+
- **Circulation from 9/2011-present**
  - 496,196
- **Monthly Circulation Average:**
  - 17,600+



# Library Services Today



- **COMMUNITY SUPPORT**



- **Volunteers**

- Over 71,000 volunteer hours in 2014
- 34.14 FTE's

- **Friends of the Library**

- Used book sales

- **Advisory Boards**

- Provide oversight
- Community input

# Library Services Today



- **The Brevard Library Foundation**

- **Founded in 1999 to seek private sector support for BCLS**
- **Books for Children**
- **Library Café**
- **Patrick D. Smith award**
- **Creative Lab**

**BREVARD LIBRARY  
FOUNDATION**



219 Indian River Drive, Cocoa, FL 32922



# Library Services Today



## • PARTNERSHIPS

- Guardian ad litem
- Supervisor of Elections
- Space Coast Area Transit
- United Way
- Brevard Cultural Alliance
- Literacy for Adults Brevard
- AARP – Tax help




# LIBRARY BUDGET



22

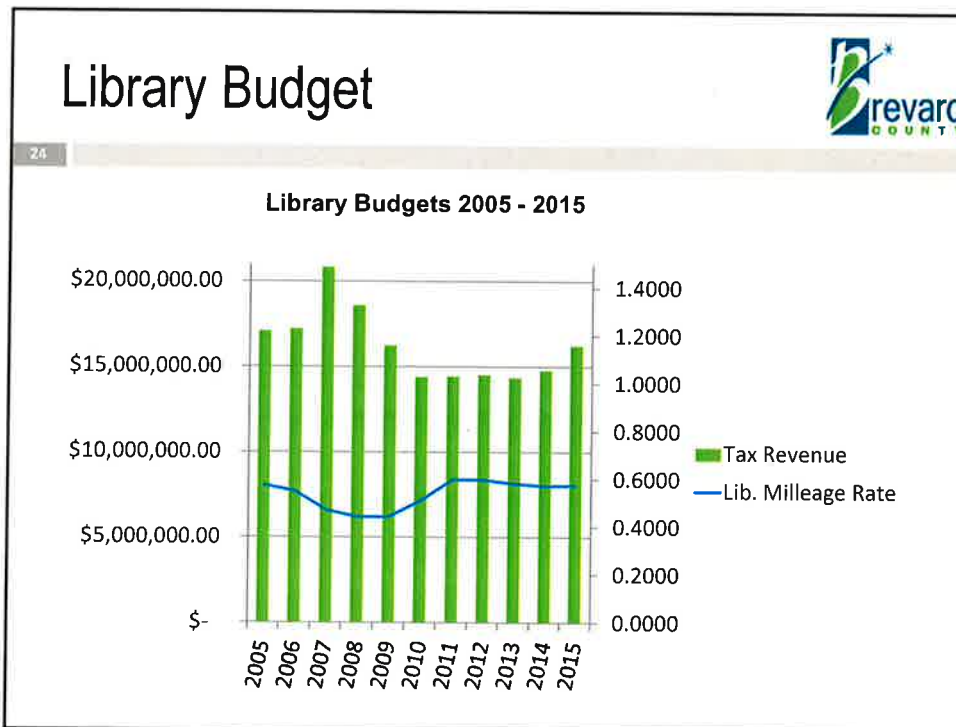


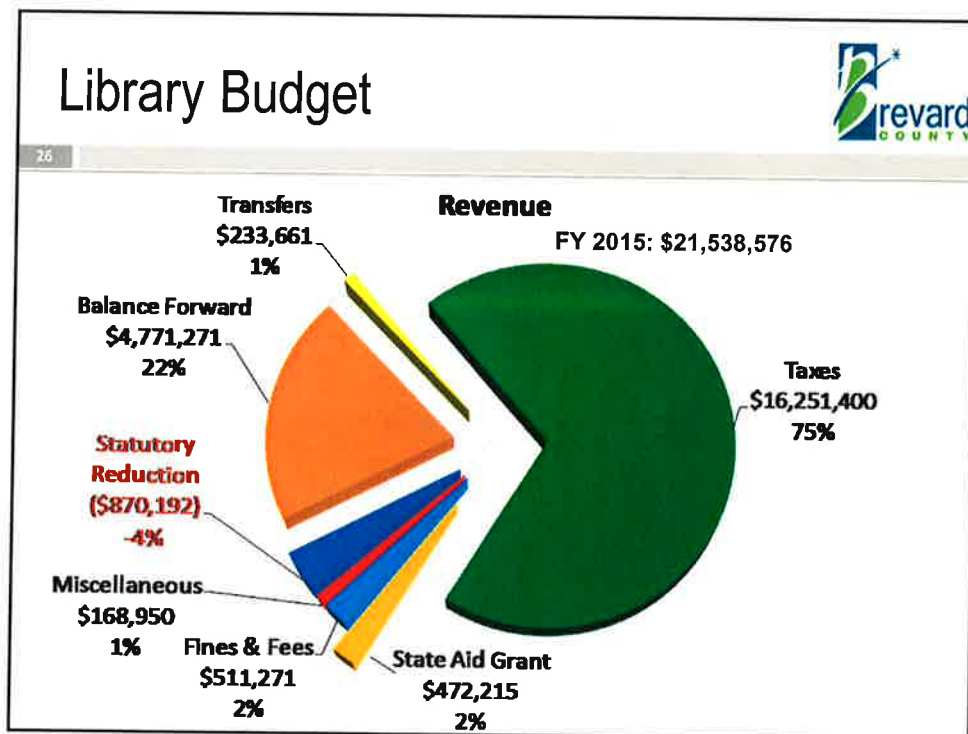
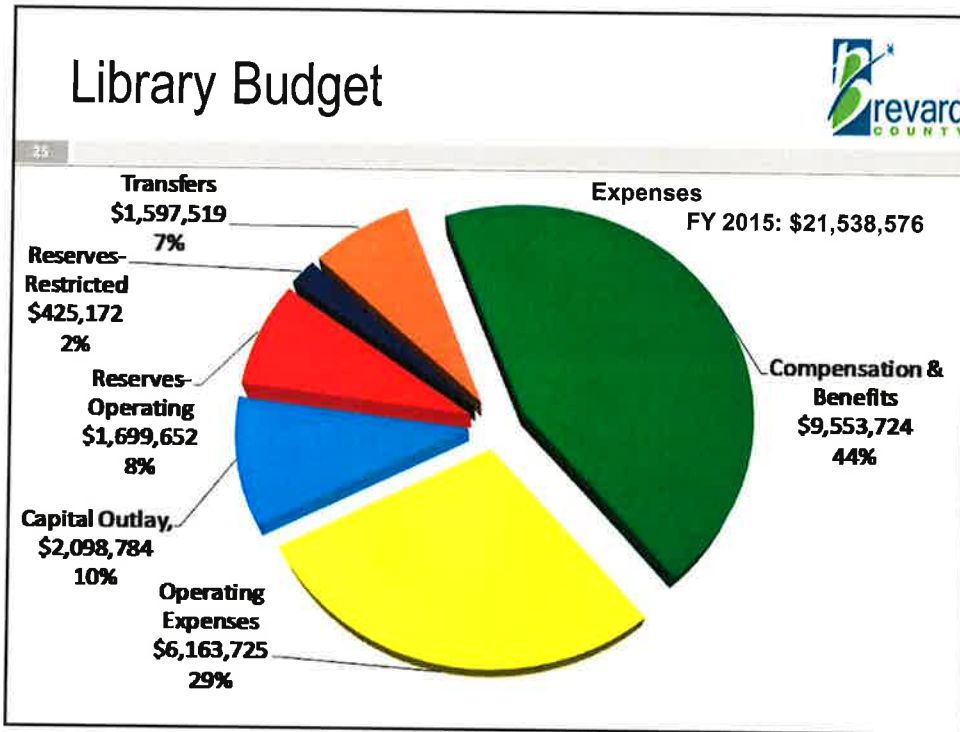
# Library Budget



23

- **Budget Process**
  - Majority of expenses are relatively fixed:
    - Operational costs of 17 separate library locations.
  - Trend analysis of past expenses to forecast future expenses.
  - Known capital needs (repairs & maintenance).





## Library Budget



27

- **Focus Areas**
  - **Facility maintenance and repairs: \$712,242 for roof and A/C.**
  - **Technology replacements: \$370,576 for replacing servers and PCs that have reached end-of-life.**
  - **Library media-eBooks and books: \$1.7 million.**

## CHALLENGES



28



# Challenges



29

- Facilities maintenance



# Challenges



30

- Facilities maintenance



# Challenges



31

- **Facilities maintenance**



# Challenges



32

- **Staff retention**
  - **Lack of pay increases**
  - **Increasing cost of benefits**
- **Technology Demands**
  - **Increasing demand for Internet bandwidth**
  - **Increasing demand for electronic materials**
  - **Public Service Needs Evolving**


# TRENDS



33



# TRENDS



34

- **Increasing demand for:**
  - E-content & streaming.
  - Mobile device applications.
  - Large print materials and assistive devices.
- **Continuing demand for:**
  - Meeting rooms.
  - Physical books.
  - Reading and study space.
- **Growing interest in:**
  - New technologies, such as 3-D printing.
  - Local history.

## BCLS 2015 - 2020



35

- **Catch-up on deferred maintenance.**
- **Adjust services to keep pace with evolving community needs.**
- **Maintain sufficient reserves to cover infrastructure emergencies.**
- **Implement technologies that save costs.**
- **Continue and strengthen community partnerships.**



1. C

# LIBRARY SERVICES OVERVIEW

**Presented by:**

**Jeff Thompson, Library Services Dir.**

**Alvin Hall, Library Services Finance Manager**

**January 2015**



# OUTLINE



- **Mission**
- **History**
- **Library Services Today**
- **Library Budget**
- **Challenges**
- **Trends**


# Our Mission



## Mission Statement

**Brevard County Libraries enables people of all ages  
to improve their quality of life by providing information  
and enrichment through traditional resources  
and new technology.**

# HISTORY



# History




- **1900-1959: City Libraries of Cocoa, Cocoa Beach, Eau Gallie, Melbourne, and Titusville.**
- **1959 F.S. 150. BOCC paid 1/3 cost to operate the 5 libraries. Libraries served all Brevard residents.**
- **1960 – 1970 four new libraries: Merritt Island, Satellite Beach, Cape Canaveral, and Meadowlane (West Melbourne).**

# History



- **1970 – Brevard County Federated Library System created.**
- **1972 – Brevard County Library Tax District created.**
  - **Brevard County Library Board created.**
  - **Beginning of a true county-wide library service.**
- **1980-2002 – Eight libraries built.**

# LIBRARY SERVICES TODAY



# Library Services Today



## 17 Libraries Across Brevard

### 1 Very Large Central library

### 4 Large libraries:

TV, CB, ML, FD

### 4 Medium libraries:

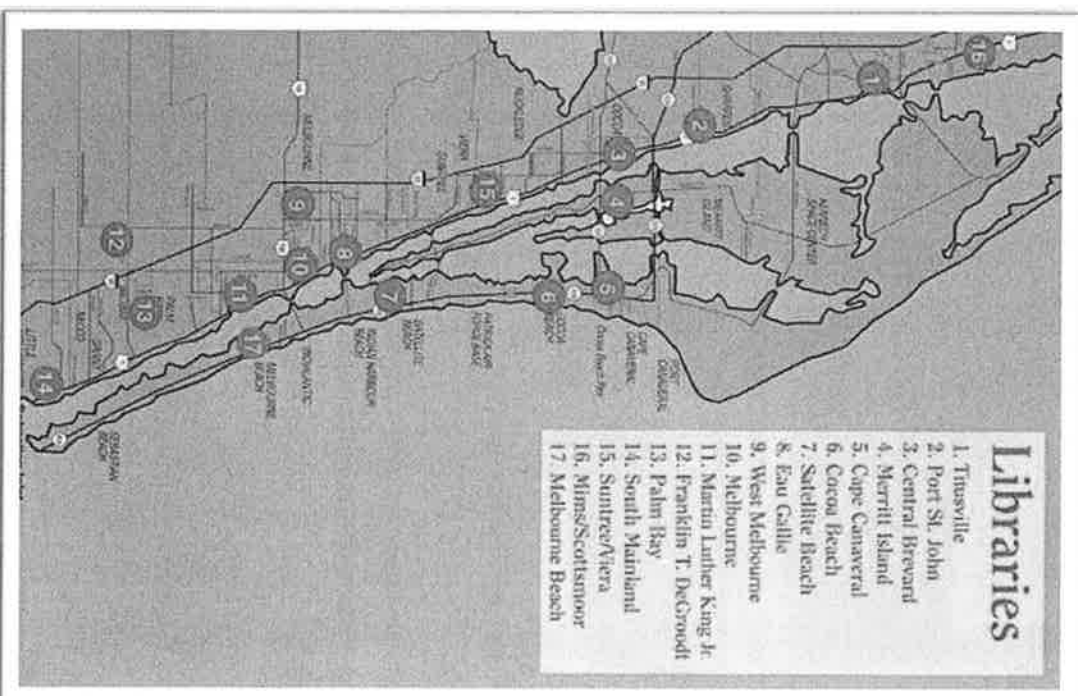
MI, SV, EG, SB

### 4 Small libraries:

PJ, MK, MB, WM, SM

### 3 Satellite libraries:

MS, CC, PB



# Library Services Today




- **TECHNOLOGY**

- Patron PC sessions  
2004
  - 376,980

- More tablets & other  
mobile devices.

- Patron PC sessions  
2014
  - 464,712
- 23% increase
- Wi-Fi being made  
more robust.



# Library Services Today



- **MEETING ROOMS:**

- Number of hours of meeting room use in 2014:

- 50,303.31



# Library Services Today



- **REFERENCE SERVICES:**

- **Reference transactions 2004**

- **676,066**

- **Reference transactions 2014**

- **1,139,684**

- **69% Increase**



# Library Services Today



## • PROGRAMS FOR ADULTS:


- Programs 2014
  - 2,401
- Program Attendance 2014
  - 26,768

# Library Services Today



- **YOUTH SERVICES:**
  - **Reference transactions 2004**
    - **1,277,154**
  - **Reference transactions 2014**
    - **1,875,164**
  - **47% Increase**


# Library Services Today



- **PROGRAMS FOR CHILDREN:**

- Programs 2014
  - 2,909
- Attendance 2014
  - 89,064

# Library Services Today




- **MOBILE LIBRARY:**

- **Visits 2014**
  - **791**
- **Attendance 2014**
  - **5,914**



# Library Services Today




- **TALKING BOOKS  
(HANDICAPPED SERVICES):**
  - Serving over 2,000 citizens.
  - In 2012 Library of Congress awarded our Talking Books Library as the Sub-Regional Network Library of the Year.

# Library Services Today



- **BOOKS!**

- **Books in collection**
  - **1,184,819**
- **Circulation 2004**
  - **4,500,469**
- **Circulation 2014**
  - **5,059,874**
- **12% increase**



# Library Services Today



- **E-BOOKS:**
  - **E-books in collection**
    - **11,000+**
  - **Circulation from 9/2011-present**
    - **496,196**
  - **Monthly Circulation Average:**
    - **17,600+**



# Library Services Today



- **COMMUNITY SUPPORT**



- **Volunteers**

- Over 71,000 volunteer hours in 2014
- 34.14 FTE's

- **Friends of the Library**

- Used book sales

- **Advisory Boards**


- Provide oversight
- Community input

# Library Services Today




- **The Brevard Library Foundation**

- Founded in 1999 to seek private sector support for BCLS
- Books for Children
- Library Café
- Patrick D. Smith award
- Creative Lab



219 Indian River Drive, Cocoa, FL 32922




# Library Services Today



## • PARTNERSHIPS

- Guardian ad litem
- Supervisor of Elections
- Space Coast Area Transit
- United Way
- Brevard Cultural Alliance
- Literacy for Adults Brevard
- AARP – Tax help



# LIBRARY BUDGET



# Library Budget

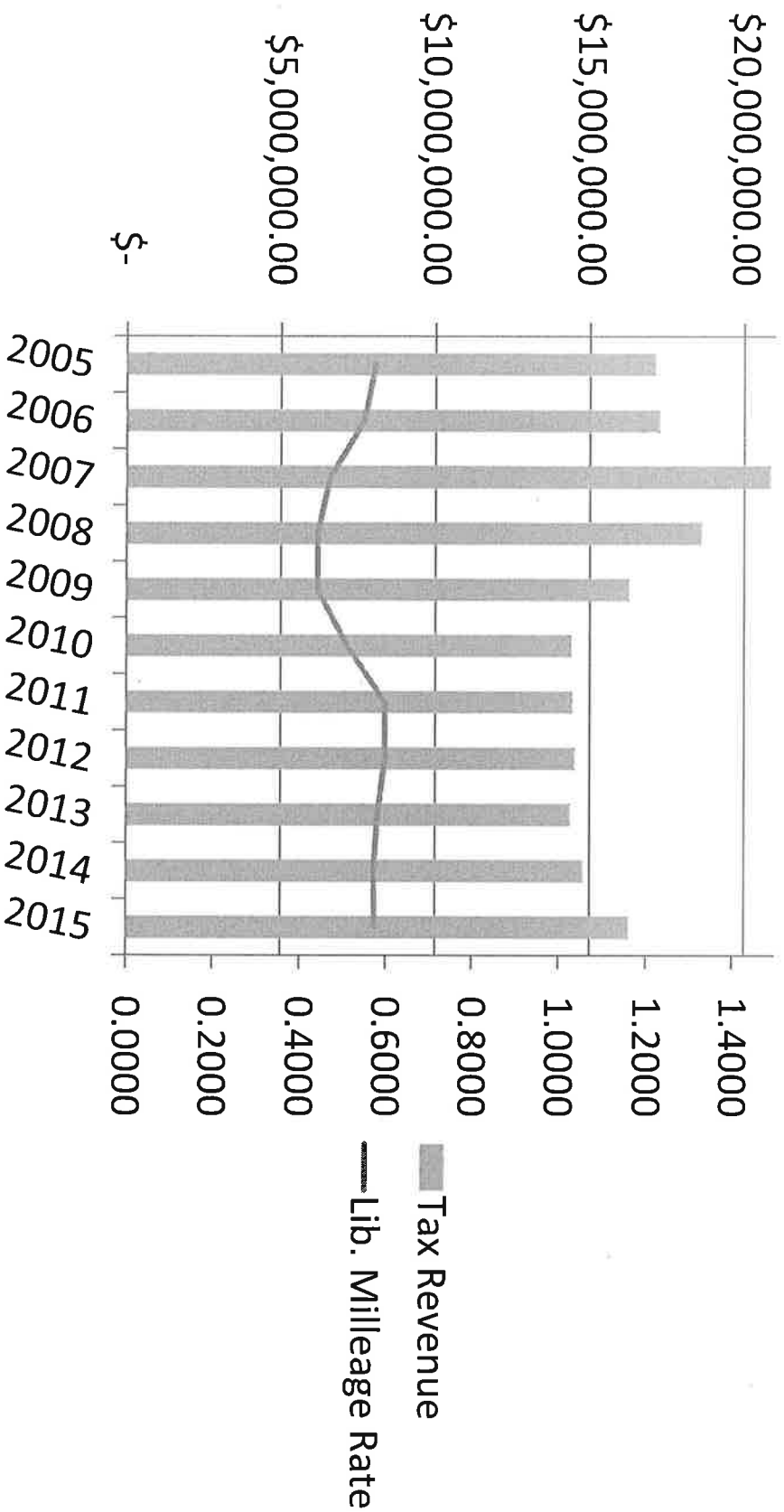


- **Budget Process**
  - Majority of expenses are relatively fixed:
    - Operational costs of 17 separate library locations.
  - Trend analysis of past expenses to forecast future expenses.
  - Known capital needs (repairs & maintenance).

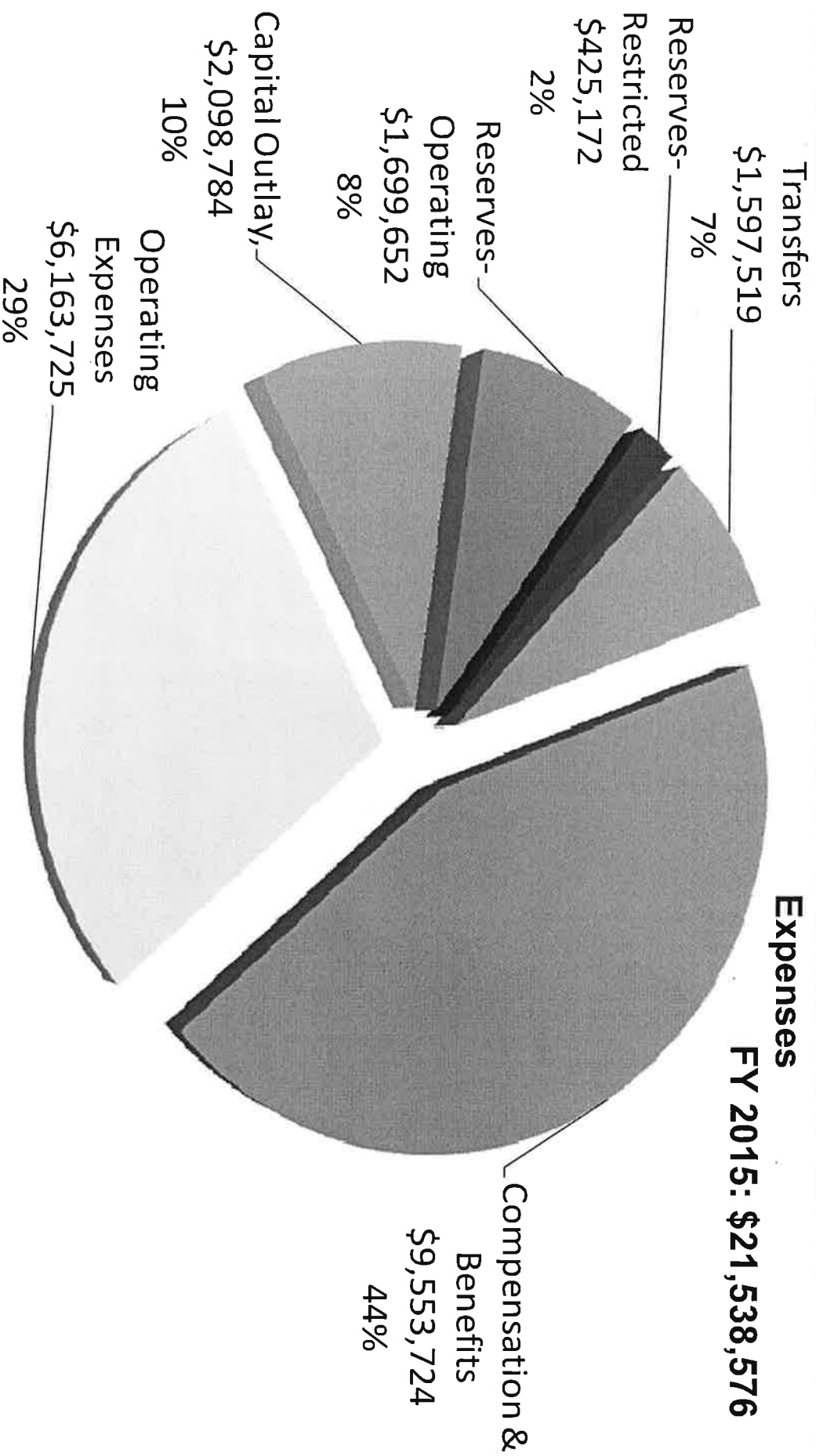
# Library Budget



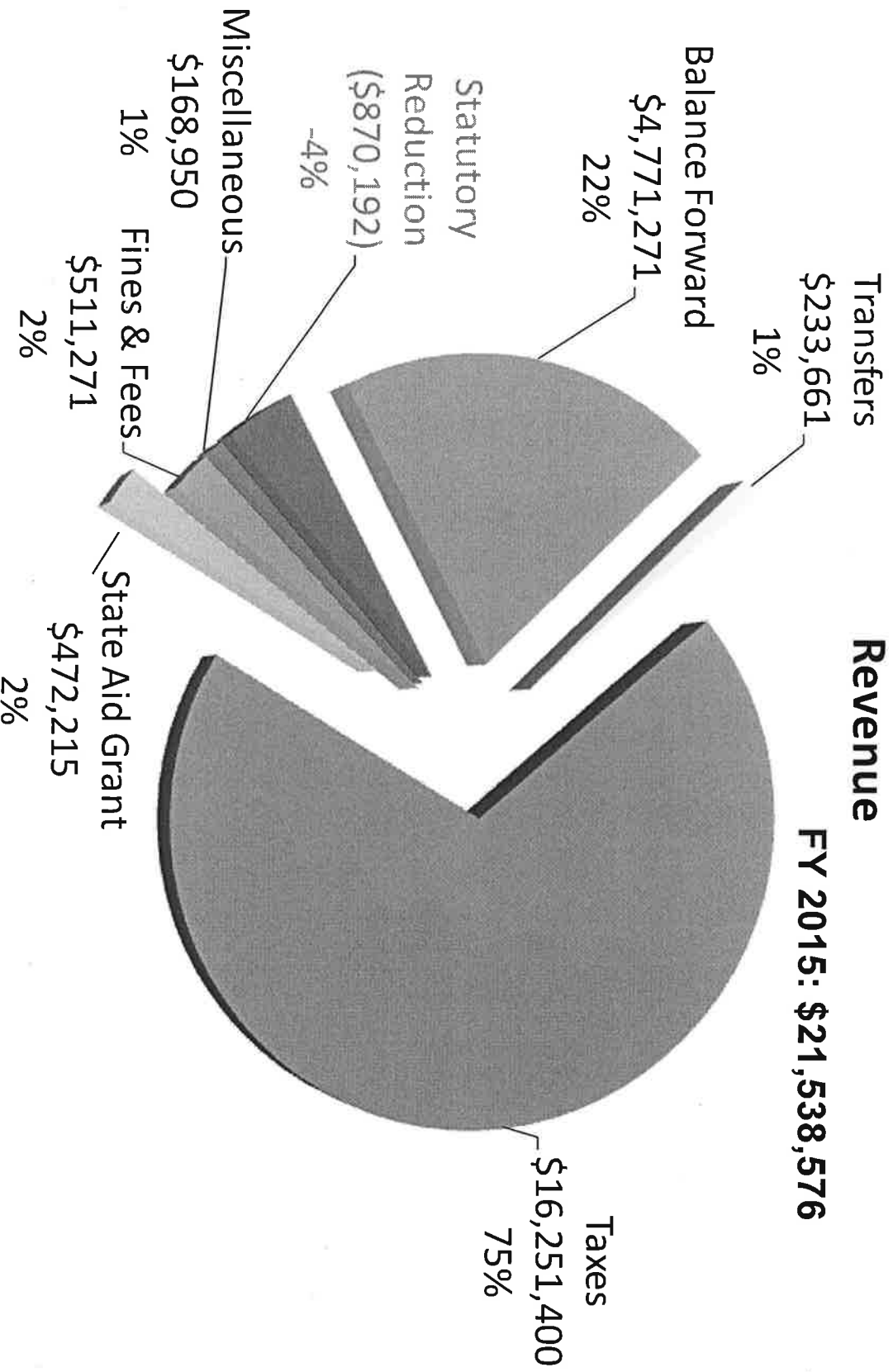
Library Budgets 2005 - 2015



# Library Budget



# Library Budget




# Library Budget

27





- **Focus Areas**
  - **Facility maintenance and repairs: \$712,242 for roof and A/C.**
  - **Technology replacements: \$370,576 for replacing servers and PCs that have reached end-of-life.**
  - **Library media-eBooks and books: \$1.7 million.**

# CHALLENGES




# Challenges

- Facilities maintenance




# Challenges

- Facilities maintenance



# Challenges

- Facilities maintenance



# Challenges

32

- **Staff retention**
  - **Lack of pay increases**
  - **Increasing cost of benefits**
- **Technology Demands**
  - **Increasing demand for Internet bandwidth**
  - **Increasing demand for electronic materials**
  - **Public Service Needs Evolving**



# TRENDS

34

- **Increasing demand for:**
  - E-content & streaming.
  - Mobile device applications.
  - Large print materials and assistive devices.
- **Continuing demand for:**
  - Meeting rooms.
  - Physical books.
  - Reading and study space.
- **Growing interest in:**
  - New technologies, such as 3-D printing.
  - Local history.

# BCLS 2015 - 2020

- Catch-up on deferred maintenance.
- Adjust services to keep pace with evolving community needs.
- Maintain sufficient reserves to cover infrastructure emergencies.
- Implement technologies that save costs.
- Continue and strengthen community partnerships.

