



Kimberly Powell, Clerk to the Board, 400 South Street • P.O. Box 999, Titusville, Florida 32781-0999

Telephone: (321) 637-2001  
Fax: (321) 264-6972  
Kimberly.Powell@brevardclerk.us

March 1, 2024

**M E M O R A N D U M**

**TO:** Commissioner John Tobia, District 3

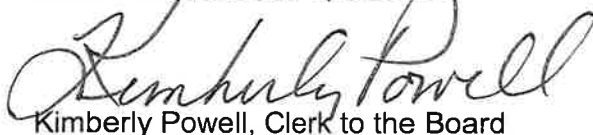
**RE:** Item B.8., Grant Program for Lifeguard Services

The Board of County Commissioners, in special session on February 29, 2024, approved creation of a matching grant program for lifeguard services, which will be available to all municipalities that maintain beaches along Brevard County's coast, for beaches owned by municipalities this program will provide for a grant of 50 percent of the County cost for lifeguard services within each municipality, with a match requirement of 50 percent from said municipality, which allows for each municipality to choose their level of service with the County, or use their own funding for their own lifeguard services; approved the funding of the grants to be paid for out of the General Fund; directed staff to inform municipalities, with a deadline prior to July 1, 2024, for their response for the level of service; and with the savings to the General Fund, approved allocating available funds of approximately \$500,000 to the Brevard County Department of Health's relocation of office space for the purpose of expanding their clinic space.

Your continued cooperation is always appreciated.

Sincerely,

BOARD OF COUNTY COMMISSIONERS  
RACHEL M. SADOFF, CLERK

  
Kimberly Powell, Clerk to the Board

cc: Commissioner District 1,2,4,5  
County Manager  
County Attorney  
Finance  
Budget

B.8

PARKING REVENUE					
Beach Name	District	Park Owned By	Park Maintained By	Revenue Amount	Note
<b>Beaches Located within City of Cocoa Beach - \$3,752,101</b>					
Meter fees / fines	2			\$1,768,297 / \$360,000	Budgeted revenue in FY2024 to City of Cocoa Beach
Shepard	2	Brevard County	Cocoa Beach	<u>Paid lot:</u> \$810,000	Budgeted revenue in FY2024 to City of Cocoa Beach
Fischer Park	2	Cocoa Beach	Cocoa Beach	<u>Paid lot:</u> \$125,000	Budgeted revenue in FY2024 to City of Cocoa Beach
22 N. Atlantic	2	Cocoa Beach	Cocoa Beach	<u>Paid lot:</u> \$80,000	Budgeted revenue in FY2024 to City of Cocoa Beach
Parking Permits	2			\$180,000	Budgeted revenue in FY2024 to City of Cocoa Beach
Parking Garage	2			\$428,804	Budgeted revenue in FY2024 to City of Cocoa Beach (within CRA budget)
Cocoa Beach Pier (private lot)	2	Westgate Resort	Westgate Resort	Unknown	Private entity benefiting from the provision of full time lifeguard services
<b>Beaches Located within Town of Indialantic - \$747,612</b>					
Enterprise 1	5	Indialantic	Indialantic	<u>Paid lot:</u> \$492,050	Budgeted revenue in FY2024 to Town of Indialantic
Enterprise 2	5	Indialantic	Indialantic	<u>Paid lot:</u> \$255,562	Budgeted revenue in FY2024 to Town of Indialantic
<b>Beaches Located within Town of Melbourne Beach - \$202,000</b>					
Ryckman Park	3	Melbourne Beach	Melbourne Beach	<u>Paid lot:</u> \$95,000	<u>Paid lot:</u> FY2024 Budget estimated revenue to Town of Melbourne Beach
Ocean Ave	3	Melbourne Beach	Melbourne Beach	<u>Paid lot:</u> \$107,000	<u>Paid lot:</u> FY2024 Budget estimated revenue to Town of Melbourne Beach

B.8.

**From:** Mayor Mark McDermott <mayormcdermott@indialantic.com>  
**Sent:** Wednesday, May 24, 2023 7:30 PM  
**To:** Commissioner, D1; Commissioner, D2; Commissioner, D3; Commissioner, D4; Voltaire, Patrick M; Abbate, Frank B  
**Subject:** Lifeguard towers  
**Categories:** Tell John

**[EXTERNAL EMAIL]** DO NOT CLICK links or attachments unless you recognize the sender and know the content is safe.

All-

I would like to thank you for your work and attention on this matter and for moving forward with funding the full time tower in Indialantic. \$450k+ is a significant amount of money and I truly appreciate your willingness to invest it the safety of both the residents and visitors to Indialantic. I look forward to working with our Town Manager and County Manager Abbate to reach an agreement moving forward past this fiscal year.

Thanks, again!

---

Mark McDermott  
Mayor  
Town of Indialantic  
216 5th Ave.  
Indialantic, FL 32903  
(321) 750-5448  
Follow for latest updates: [facebook.com/mcdermott4mayor](https://facebook.com/mcdermott4mayor)

PLEASE NOTE: Florida has a very broad public record law. Most written communications to or from Town officials regarding Town business are public records, available to the public and media upon request. Under Florida law, e-mail addresses are public records. If you do not want your e-mail address released in response to a public records request, do not send electronic mail to this entity. Instead, contact this office by phone or in writing.

## City of Cocoa Beach Commission Agenda Item Summary

1. DEPARTMENT MAKING REQUEST/NAME: WAYNE CARRAGINO, ACTING CITY MANAGER

2. MEETING DATE: FEBRUARY 1, 2024

3. REQUESTED MOTION/ACTION (SUMMARY THAT WILL APPEAR ON THE AGENDA):

The Brevard County Commission has requested that the City of Cocoa Beach increase its payments ten-fold from \$83,017 to \$822,889 per year for beach lifeguard services payable to the County costing the City of Cocoa Beach an additional \$739,877 to begin in FY 24-25, beginning on October 1, 2024.

Recommended action is to discuss and direct staff.

4. AGENDA

STAFF PRESENTATION	<input type="checkbox"/>
CONSENT	<input type="checkbox"/>
SITE PLAN CONSENT	<input type="checkbox"/>
UNFINISHED BUSINESS	<input checked="" type="checkbox"/>
NEW BUSINESS	<input type="checkbox"/>

5. IS THIS ITEM BUDGETED (IF APPLICABLE)? YES ☐ NO ☒ IF NO, CITY ACTION REQUIRED ☐ N/A

DETAILED ANALYSIS ATTACHED?: YES ☒ NO ☐

BACKGROUND: (WHY IS THE ACTION NECESSARY, WHAT ACTION WILL BE ACCOMPLISHED, (WHO, WHERE, WHEN & HOW)

As admitted by the County in the memorandum prepared by the Brevard County Attorney dated August 22, 2023, ("Memo") on the subject of funding lifeguard services by the Tourist Development Council ("TDC"), the lifeguard services are needed at the beaches of Brevard County primarily due to the millions of tourists who flock to the beaches. Over 2.5 million of those tourists visit Cocoa Beach each year. The actual residents of Cocoa Beach (as opposed to tourists) that swim in the ocean in Cocoa Beach are over-all well-informed and good swimmers. It is the tourists who typically need lifeguard services when they do not know how to deal with rip-tides or go into the ocean when weather conditions make it unsafe, or the tourists themselves are poor swimmers. As referenced in the Memo, the County's research in recent years bears this fact out – the need for lifeguards is primarily created by tourists.

As is well known, "Cocoa Beach" is the "brand" that is used by the Brevard County TDC when advertising "beach tourism" in Brevard County. There are typically at least 2.5 Million tourists who come to Cocoa Beach each year. The TDC receives a 5% tax ("bed tax") on tourist accommodations in Brevard County. Cocoa Beach is the largest source of bed taxes that go to the TDC. In 2022-23, Cocoa Beach was the source of \$5,120,000 paid to the TDC for bed taxes. Of that over \$5 Million of TCD revenue that originated in the City of Cocoa Beach, Cocoa Beach received in return from the TDC the comparatively small sum of \$174,000 for "beach clean-up".

The TDC currently spends millions providing beach renourishment to beaches in Brevard County, but it is important to note that the TDC pays absolutely nothing to renourish the beach in Cocoa Beach. The beach renourishment in Cocoa Beach is provided by the Army Corps of Engineers, which is the result of a successful lawsuit many years ago which obligated the Army Corps to do beach renourishment in the city limits of Cocoa Beach (but not in other beaches in the County).

According to Brevard County budget figures, the County budgeted for the TDC in FY 23-24 \$23,967,250 (and \$26,077,031 in FY 22-23) for "TDC – Beach Improvement". None of that money was spent to renourish the beach in Cocoa Beach. It is only logical that the TDC should pay for lifeguard services to make Cocoa Beach's

## **LIFEGUARD FUNDING BREAKDOWN FOR 50% GRANT PROGRAM**

ENTITY	PERCENTAGE	FUND
<b><u>CITY:</u></b> All beaches maintained by participating municipalities	50%	Grant funding from the General Fund
	50%	Paid by municipality
<b><u>COUNTY:</u></b> All beaches that are County-maintained	50%	Grant funding from the General Fund
	50%	General Fund

*Cost of one seasonal tower: \$127,934*

*Cost of one full-time tower: \$333,543*

## **COST-SAVINGS OPTIONS TO EXPAND PUBLIC HEALTH AND SAFETY**

**FY2025 SAVINGS: \$1,114,855**

### **ALLOCATION #1 - EXPAND SERVICES IN LIFEGUARD SERVICES:**

- Offer the 50% cost-share for services at *additional* municipal beaches that do not currently have lifeguard services, therefore expanding services across Brevard
- All participating municipalities will have the choice of what level of service they would prefer at their beaches, beginning with seasonal towers
- The County could spread more lifeguards amongst its own beaches

### **ALLOCATION #2 – EXPAND SERVICES AT THE BREVARD DEPARTMENT OF HEALTH:**

- Currently, there is a need at the Brevard County Department of Health for expansion
- This expansion would be an approximate \$500,000 cost to the County
- The expansion would provide more clinic space for Brevard residents, while also shifting office space
  - The additional clinic space would allow for privacy in some of the Department's programming, including HIV and STD.





B.S.

# Fire Rescue Budget Workshop

*February 29, 2024*



## Topics



- Financial Overview
- Personnel
  - Recruiting & Retention
- Infrastructure
  - New Stations
  - Rehabilitation of Existing Stations
- Equipment
- Lifeguard Services

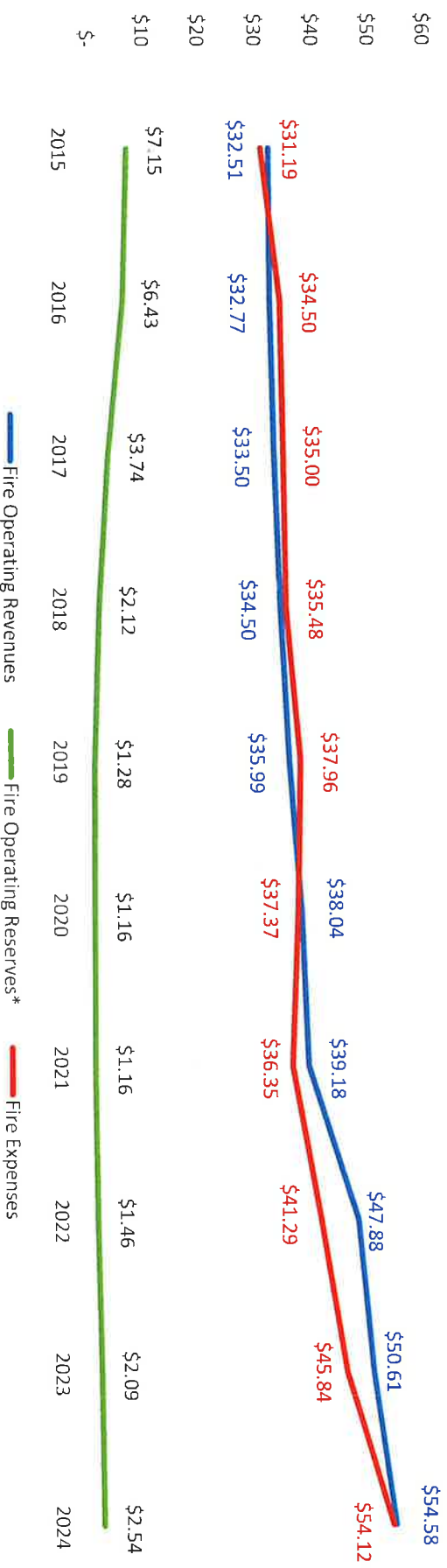




# Fire Assessment & Reserves



Fire Revenues & Reserves  
(In Millions)



\*Operating Reserves does not include funds reserved for specific equipment or infrastructure purchases  
\*\*Revenue figures include the MSTU, Assessment, Fire Prevention Fees and Miscellaneous Revenues

- BoCC approved Fire Assessment increases effective in FY 19 & FY 22
- Revenue Replacement (ARPA) FY 22 funding - \$8.5M



# Emergency Medical Service (EMS) Funding



Primary EMS Funding Sources  
(In Millions)



- Additionally, the Board has allocated \$11.1M in Public Safety (CARES) funding allocation for Capital and Infrastructure projects



## Emergency Medical Service Funding



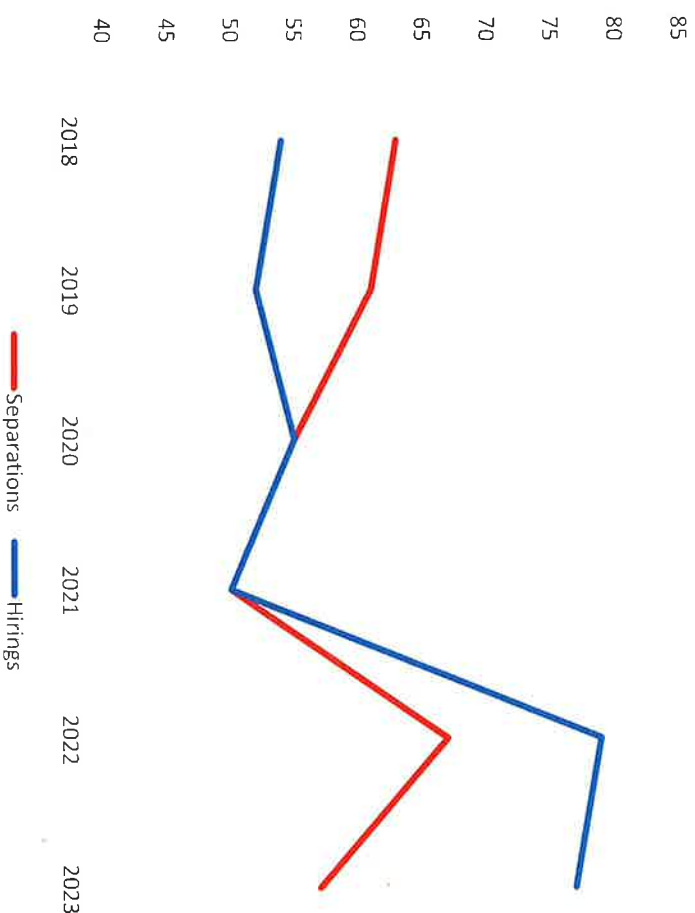
Funding Source	FY 2021 Actual	FY 2022 Actual	FY 2023 Actual	FY 2024 Projected
General Funds (EMS Only)	\$9,249,652	\$11,134,610	\$12,405,510	\$13,918,206
	20.38%	11.41%	12.19%	
Ambulance Revenue	\$16,541,136	\$17,653,866	\$21,689,852	\$22,823,200
	6.73%	22.86%	5.23%	
Other Revenue	\$2,351,986	\$2,886,033	\$4,280,673	\$4,441,617
	22.71%	48.32%	3.76%	



# Personnel




## Bargaining Unit Field Separations and Hirings



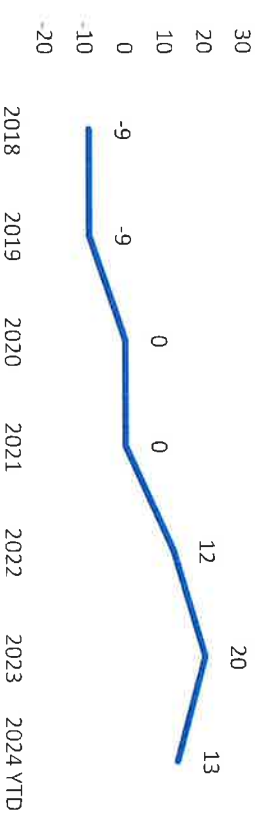
\*FY24 YTD - 10 Separations; 23 New Hires

- Recruiting Efforts
- Sponsorships
- Floater Pools
- Wage Increases
- Partnerships
- New Stations

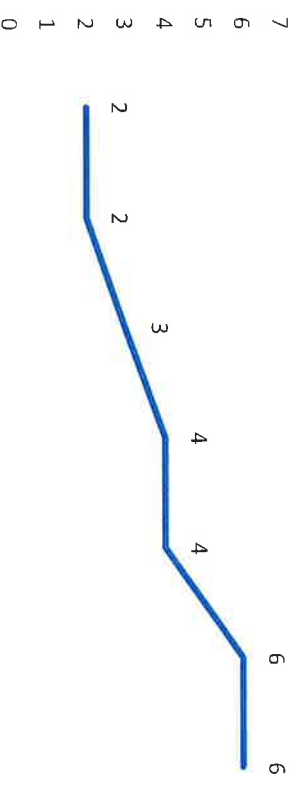
## Sponsorships Awarded



## Net Employee Gain/(Loss)



## Recruiting Classes



\*4 remaining new-hire classes in FY24

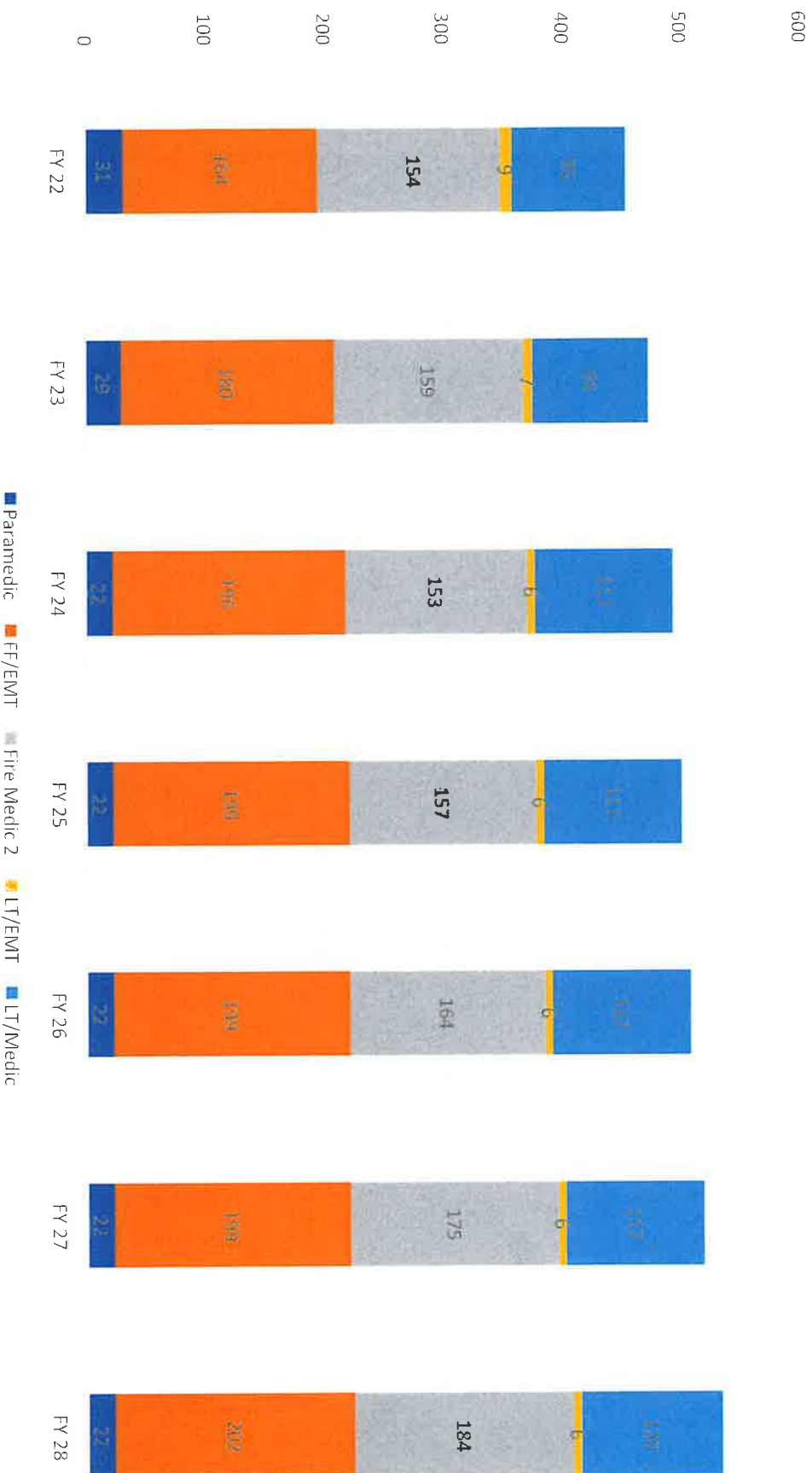


# Personnel



## Position Count by Type

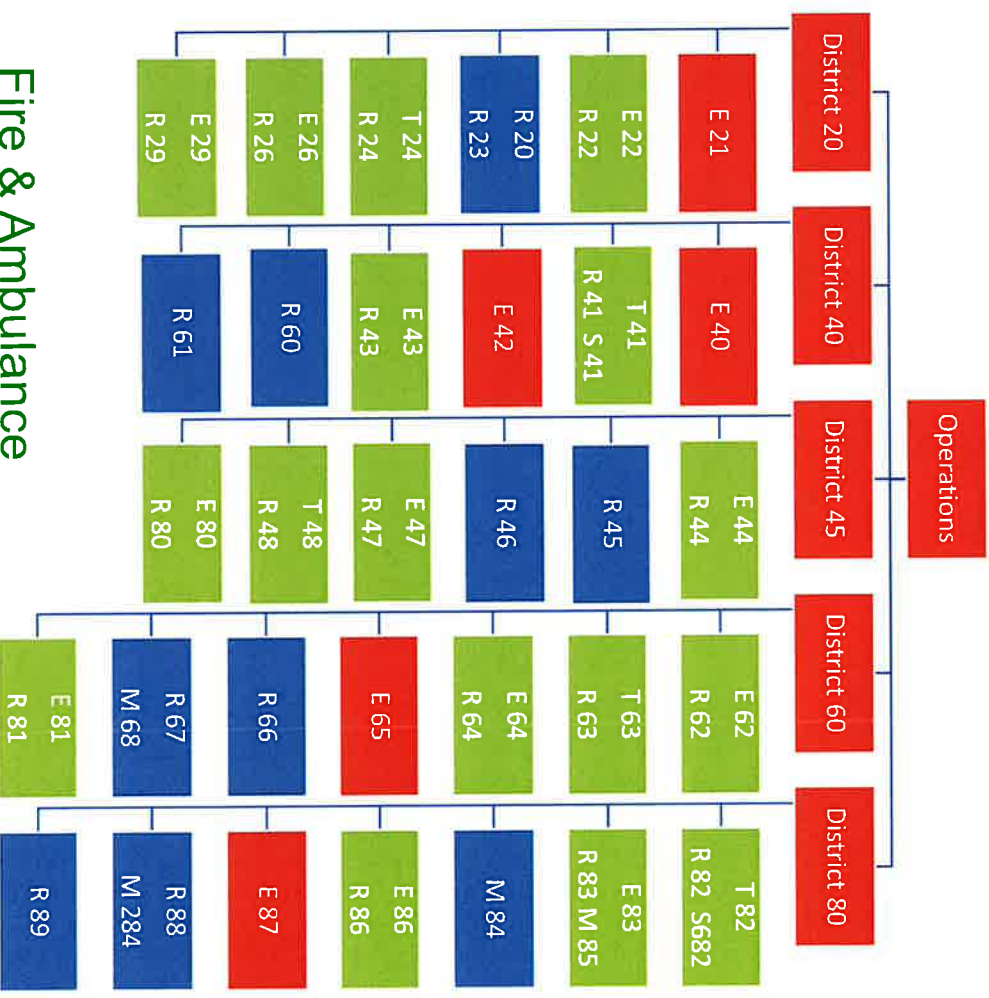
Bargaining Unit Field Employees







# Infrastructure



Fire & Ambulance

Ambulance Only

Fire Only





# Infrastructure



FY 22

Various Maintenance  
and Restoration

\$620K

FY 23

Station 88 Complete  
(EMS)

Station 67 Complete  
(EMS)

Burn Building Rehab

\$3.3M

FY 24

Station 86 (Fire &  
EMS)

Station 23 (EMS)

Station 40 (Fire)

Station 42 (Fire)

Station 44 (Fire &  
EMS)

Station 49 (Fire &  
EMS)

Station 62 (EMS)

\$14.5M

FY 25-FY 28

Station 27 (Fire &  
EMS)

Station 66 (EMS)

Station 82 (Fire &  
EMS)

Station 83 (Fire &  
EMS)

Station 84 (EMS;  
Joint with Palm Bay)

Station 90 (EMS)

\$29.9M

\$750K being allocated annually for Station Repair and Rehab

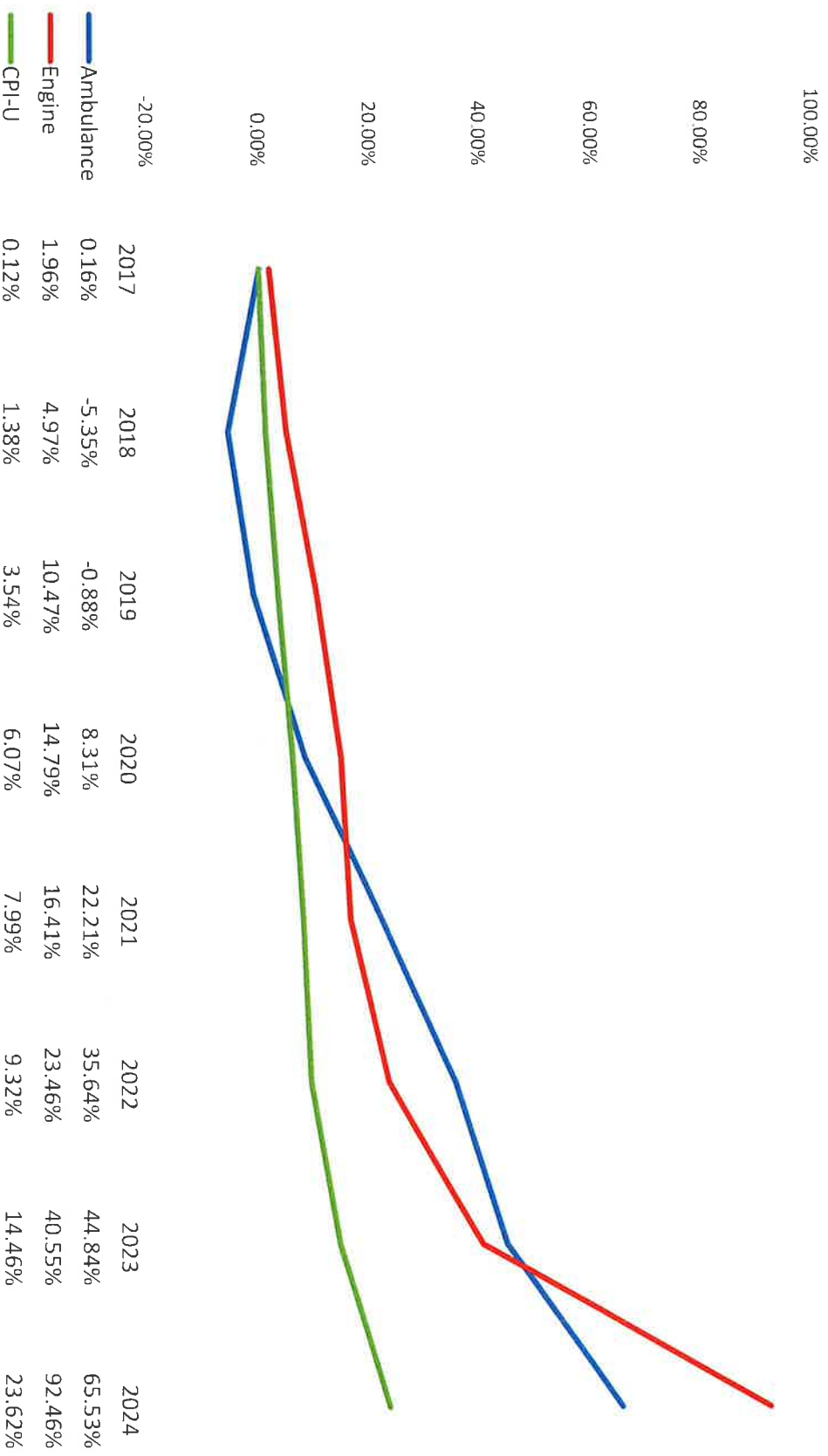


# Cost Comparison



## Cumulative Price Increases

CPI-U, Engines & Ambulances





# Equipment



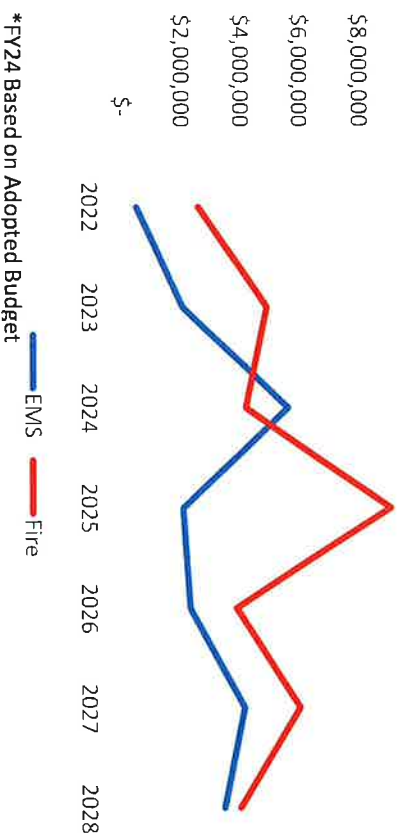
Asset	Total	10+years old	20+ years old	Annual Replacement plan
<b>EMS</b>				
Ambulance	33+ 10 Reserve	9	0	5
Stretchers	40	0	0	Units are 2020 and need to be replaced FY27
Power Load	44	0	0	80% are 2018 or newer and will continue with every new Ambulance
LifePack 15	65	65	0	15 year lifespan to be replaced by FY28
Lucas (CPR device)	37	0	0	7year life span replaced by FY29
<b>Fire</b>				
Fire Engines	17 +12 Reserve	15	6	1.5/ year
Ladder Trucks	5+1 Reserve			1 every 3 years
Hurst units	29	21	3	2/ year phasing our gas to battery powered
SCBAs	249	110	0	FY 25 awaiting new standard
Portable Radios	340	70	0	50 / year



# Equipment



## Actual & Planned Equipment Purchases



## Annual New & Replacement Equipment Purchases

- Bunker & Turn-out Gear (280)
- Thermal Imaging Cameras (2)
- Battery Powered Extrication Tools (2)
- Intake Valves (3)
- Ambulances (5)
- Vehicles (2)
- Lockers (39)
- Powerloads (5)
- LifePaks (68 in next 5 years)
- Deck Guns (3)
- Portable Radios (35)
- Generators (6)
- VHF Mobile Radios (5)
- 800 Mhz Radios (24)
- UTVs (3)
- ATVs (1)
- HazMat Suits (6)

## Key Additional Purchases

FY 22	<ul style="list-style-type: none"><li>• 1 Engine</li><li>• 1 Ladder Truck</li><li>• 1 Water Tender</li></ul>
FY 23	<ul style="list-style-type: none"><li>• 4 Ambulances</li><li>• 4 Engines</li><li>• 2 Water Tenders</li></ul>
FY 24	<ul style="list-style-type: none"><li>• 2 Engines</li><li>• 1 Brush Truck</li><li>• 1 River Rescue Boat</li><li>• 1 River Rescue Air Boat</li><li>• 1 Temporary Station</li></ul>
FY 25- FY28	<ul style="list-style-type: none"><li>• 8 Engines</li><li>• Hazmat Truck</li><li>• 300 SCBA Airpacks</li><li>• 1 Water Tender</li><li>• 1 Ladder Truck</li><li>• 37 CPR Devices</li></ul>



# Lifeguards



City	FY23 Municipal Cost Share	FY23 County Net Expense	FY 23 Towers	FY24 Municipal Cost Share	FY24 County Net Expense	FY24 Towers	FY25 City Proposed Municipal Cost Share	FY25 County Proposed Municipal Cost Share (50%)	FY 25 Towers
Cocoa Beach	\$83,017.61	\$1,101,691.78	3 Full-time; 4 Seasonal	\$89,659.27	\$1,329,262.46	3 Full-time; 4 Seasonal	\$0*	\$756,182.32	3 Full-time; 4 Seasonal
Indianlantic	\$41,509.07	\$158,925.15	2 Seasonal	\$44,829.80	\$360,775.96	1 Full-Time; 1 Seasonal	\$51,200	\$230,738.41	1 Full-Time; 1 Seasonal
Melbourne Beach	\$20,694.84	\$79,522.27	1 Seasonal	\$22,350.43	\$90,094.73	1 Seasonal	\$41,000.00	\$127,934.17	2 Seasonal
Satellite Beach	\$ -	\$ -	0	\$ -	\$ -	0	\$	\$ -	0
IHB	\$ -	\$ -	0	\$ -	\$ -	0	\$	\$ -	0
Cape Canaveral	\$ -	\$ -	0	\$ -	\$ -	0	\$	\$ -	0

\*City Feedback on 1/23/24 meeting by city staff

## FY 25 Tower Information

- Full-Time - \$333,542.66; 2,920 Annual Tower Hours
- Seasonal - \$127,934.17; 1,120 Annual Tower Hours





**Questions?**