



Agenda Report

2725 Judge Fran Jamieson
Way
Viera, FL 32940

Consent

F.13.

5/4/2021

Subject:

Approval, Re: Authorizing Resolution, Grant Application, Certifications and Assurances, Execution of Follow-Up Grant Agreement for FY2021/SFY2022 Space Coast Area Transit Section 5310 Formula Grant with the Florida Department of Transportation

Fiscal Impact:

FY 2021

\$ 459,103 from Federal Transit Administration, Section 5310 Funds (4136/303XXX)

\$ 57,388 from Sale of Surplus Vehicles (4140/R30375)

\$ 57,388 from FDOT Toll Revenue Credit (no exchange of funds occur).

Dept/Office:

Transit Services

Requested Action:

It is requested that the Board of County Commissioners approve the following actions for the FY2021/SFY2022 Section 5310 Formula Grant for Enhanced Mobility of Seniors and Individuals with Disabilities with the Florida Department of Transportation (FDOT) in the amount of \$573,878:

- Authorize the Chair to sign the Authorizing Resolution, FDOT Certifications and Assurances and Form 424: Application for Federal Assistance;
- The use of FDOT Toll Revenue Credits;
- The Interim Transit Services Director to sign the Grant Application - Applicant Information, Applicant Eligibility, Grant Application Cover Letter, Transportation Plan Certification, Proposed Budget, Standard Lobbying Certification, Leasing Certification and the Certification of Equivalent Service;
- If necessary, the Interim Transit Services Director to execute and submit the Grant Agreement electronically, contingent upon County Attorney and Risk Management approvals;
- Authorize the Interim Transit Services Director to execute any additional follow-up documentation, resolution and amendments necessary to secure these funds;
- Authorize the County Manager to execute any necessary budget change requests.

Summary Explanation and Background:

Federal Transit Administration's (FTA) Section 5310, Formula Grant for Enhanced Mobility of Seniors and Individuals with Disabilities provides formula funding to states to improve mobility for seniors and individuals with disabilities by removing barriers to transportation service and expanding transportation mobility options. This program supports transportation services, planned, designed, and carried out to meet the special transportation needs of seniors and individuals with disabilities. The funds are distributed to states based on

formula for rural, small urban and large urban areas.

The 5310 Grant funding will allow us to meet our mission, "To provide quality transportation services that meet the needs of the public and enhances the quality of life of the community." Transit Services would like to replace two 1,000 gallon above ground gasoline fuel tanks with two 5,000 gallon above ground fuel tanks; one at teach terminal and perform an environmental soil study with regard to damaged concrete at the Cocoa Terminal Fuel Island.

As Transit Services moves towards updating our fleet with less expensive gasoline powered cutaway buses for transportation disadvantaged customers, we are exceeding our gasoline fuel capacity of 1,000 gallons. The larger tanks will not only allow us meet our current service levels but compensate for the expansion of our smaller gasoline powered buses. In addition, our current gasoline fuel tanks are slated to be replaced in FY2022 as outlined in our Federal Transit Administration's Transit Asset Management Plan to keep our equipment in a state of good repair. The other advantage would be during declared emergencies when fuel deliveries are delayed or cannot be made, this would allow us to continue operations and serve our clients.

While replacing the gasoline fuel tanks, staff would like to evaluate existing soil conditions and with the assistance of a Geotechnical Consultant and Civil Engineer, determine the necessary fill material and compaction requirements needed to replace existing damaged concrete which cover the fuel lines at the Cocoa Terminal.

The total application amount is \$573,878; 80% (\$459,103) will be funded through the 5310 formula grant, 10% local match (\$57,388) will be funded by the County using proceeds received from the sale of Transit surplus vehicles and 10% state match (\$57,388) from FDOT Toll Revenue Credit Program.

Clerk to the Board Instructions:

Please have the Chairman sign the Authorizing Resolution, FDOT Certifications and Assurances and Form SF424: Application for Federal Assistance. Return one set and the Board Memo to Transit Services Department.



Kimberly Powell, Clerk to the Board, 400 South Street • P.O. Box 999, Titusville, Florida 32781-0999

Telephone: (321) 637-2001
Fax: (321) 264-6972
Kimberly.Powell@brevardclerk.us

May 5, 2021

MEMORANDUM

TO: Terry Jordan, Transit Services Interim Director

RE: Item F.13., Approval to Authorize Resolution, Grant Application, Certifications, and Assurances, Execution of Follow-up Grant Agreement for FY2021/SFY2022 Space Coast Area Transit Section 5310 Formula Grant with the Florida Department of Transportation (FDOT)

The Board of County Commissioners, in regular session on May 4, 2021, approved the following actions for the FY2021/SFY2022 Section 5310 Formula Grant for enhanced mobility of seniors and individuals with disabilities with the FDOT in the amount of \$573,878:

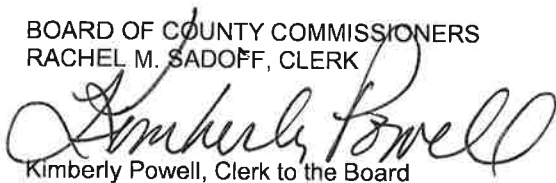
- Authorized the Chair to sign the Authorizing Resolution No. 2021-050, FDOT Certifications and Assurances, and Form 424: Application for Federal Assistance;
- Authorized the use of FDOT Toll Revenue Credits;
- Authorized you to sign the Grant Application – Applicant Information, Applicant Eligibility, Grant Application Cover Letter, Transportation Plan Certification, Proposed Budget, Standard Lobbying Certification, Leasing Certification and the Certification of Equivalent Service;
- Authorized you, if necessary, to execute and submit the Grant Agreement electronically, contingent upon County Attorney and Risk Management approvals;
- Authorized you to execute any additional follow-up documentation, resolution, and amendments necessary to secure these funds; and
- Authorized the County Manager to execute any necessary Budget Change Requests.

Enclosed is a fully-executed Resolution, FDOT Certifications and Assurances, and Form SF424: Application for Federal Assistance.

Your continued cooperation is always appreciated.

Sincerely,

BOARD OF COUNTY COMMISSIONERS
RACHEL M. SADOFF, CLERK



Kimberly Powell, Clerk to the Board

/sm

Encls. (3)

cc: County Attorney
County Manager
Purchasing
Risk Management
Finance
Budget

Florida Department of Transportation
Capital & Operating Assistance Application
Federal Fiscal Year 2021 / State Fiscal Year 2022



49 U.S.C. Section 5310, CFDA 20.513
Formula Grants for the Enhanced Mobility of
Seniors and Individuals with Disabilities

Agency Name:	
Applicant Type:	<input type="checkbox"/> New Applicant <input checked="" type="checkbox"/> Previous Applicant
Project Type(s):	<input checked="" type="checkbox"/> Capital <input type="checkbox"/> Operating <input type="checkbox"/> Mobility Management
Service Area(s):	<input checked="" type="checkbox"/> Large Urban <input checked="" type="checkbox"/> Small Urban <input type="checkbox"/> Rural

Please Note

This grant application is color coded based on the type of award for which you are applying. Applicability specifications are also described in the Application Instruction Manual.

All Applications | Forms and exhibits in **purple** must be completed for **all** applications.

Capital Applications | Forms and exhibits in **red** must be completed for capital applications, exclusively.

Operating Applications | Forms and exhibits in **blue** must be completed for operating applications, exclusively.

Checklist

Each of the below items must be included with your Section 5310 Grant Application submittal in the same order as the checklist.

☒ Application Checklist (*this form*)

☒ Applicant Information

PART I - APPLICANT ELIGIBILITY

☒ Eligibility Questionnaire (*only applicable for returning applicants*)

☒ Exhibit A: Cover Letter

☒ Exhibit B: Governing Board's Resolution

☒ Exhibit C: Coordinated Public Transit-Human Service Transportation Plan

☒ Exhibit D: CTC Agreement or Certification

☐ Exhibit E: Certification of Incorporation (*Required for all first-time private non-profit applicants*)

☐ Exhibit F: Proof of Non-Profit Status

☐ Exhibit G: Local Clearinghouse Agency/RPC Cover Letter (*Required if proposed project is for facilities*)

Date received: _____

☒ Exhibit H: Public Hearing Notice

PART II - FUNDING REQUEST

☒ Form A-1: Current System Description

☒ Organization Chart

☒ Form A-2: Fact Sheet

☒ Form A-3: Proposed Project Summary

☒ Form B-1: Financial Capacity – Proposed Budget for Transportation Program

☒ Proof of Local Match

☒ Supporting Documentation

☐ Form B-2: Operations Phase- Estimate of Project Costs by Budget Category

☒ Form B-3: Capital Request

☒ Completed Sample Order Form(s)

☒ Form C: Current Vehicle and Transportation Equipment Inventory

PART III – REQUIRED DOCUMENTS

☒ Exhibit I: FDOT Certification and Assurances

☒ Exhibit J: Standard Lobbying Certification

☒ Exhibit K: Leasing Certification

☒ Exhibit L: Certification of Equivalent Service

☒ Form 424: Application for Federal Assistance

☒ Exhibit M: Federal Certifications and Assurances

☐ Exhibit N: Transportation Operating Procedure (*Applies to Section 5310-only Applicants*)

☐ Exhibit O: Title VI Plan (*Required if not previously submitted to District*)

☐ Exhibit P: Protection of the Environment (*Required if the proposed project is for facilities*)

☒ Exhibit Q: Triennial Review – CAP Closeout Documentation

Applicant Information

		49 U.S.C. Section 5310, Formula Grants for the Enhanced Mobility of Seniors and Individuals with Disabilities: GRANT APPLICATION			
Agency (Applicant) Legal Name: Brevard County Board of County Commissioners d/b/a Space Coast Area Transit			Physical Address (No P.O. Box): 401 S. Varr Ave		
Applicant Status: <input type="checkbox"/> First-time applicant <input type="checkbox"/> Returning applicant <i>A first-time applicant has not received any funding for the past two grant cycles</i>					
Applicant's County: If Applicant has offices in more than one county, list county where main office is located					
City: Cocoa	State: FL	Zip + 4 Code: 32922-8632	Congressional District: 8th Congressional District		
Federal Taxpayer ID Number: 59-6000523		Applicant's DUNS Number: Unique 9-Digit number issued by Dun & Bradstreet. May be obtained free of charge at: http://fedgov.dnb.com/webform 8301721930000			
Applicant Fiscal period start and end dates: July 1, 2022 to June 30, 2023 <i>State Fiscal period from: July 1, 2020 to June 30, 2021</i>					
Counties Served: Brevard County <i>List the county or counties that will be served by the proposed project.</i>			Project's Service Area: <input checked="" type="checkbox"/> Large Urban <input checked="" type="checkbox"/> Small Urban <input type="checkbox"/> Non-Urban <i>Check all that apply.</i>		
Executive Director: Terry Jordan		Grant Contact Person (if different than Executive Director): Karen Petters			
Telephone: 321-635-7815 x 52960		Telephone: 321-635-7815 x 52933			
Fax: 321-633-1905		Fax: 321-633-1905			
E-mail Address: Terry.Jordan@brevardfl.gov		Email Address: Karen.Petters@brevardfl.gov			
Current Vehicle Inventory Enter Number for ENTIRE Fleet in each category:	Sedans:	Vans: 8	MiniVans with Ramp:	Buses (Cutaways) 29	Buses (Medium Duty) 43
	Other:				N/A
Authorizing Representative certifying to the information contained in this application is true and accurate. Signature (Authorizing Representative): _____ Printed Name: Terry Jordan Title: Interim Transit Director Email Address: Terry.Jordan@brevardfl.gov *Must attach a Resolution of Authority from your Board (original document) for the person signing ALL documents on behalf of your agency. See Exhibit B					

PART I – APPLICANT ELIGIBILITY

Eligibility Questionnaire

This questionnaire applies to returning applicants. If you are a current grant sub-recipient and are not compliant with all FDOT and FTA Section 5310 requirements, you will not be eligible to receive grant funds until compliance has been determined. You must be in compliance at time of grant award execution.

Are you a returning applicant? *If yes, please answer all questions. If no, disregard remaining questions in this questionnaire.	<input checked="" type="checkbox"/> Yes <input type="checkbox"/> No
Has your agency completed a FDOT Triennial Oversight Review? If yes, what date(s) did the review occur? <u>August 18, 19 and 20, 2020</u> If yes, is your agency currently in compliance?	<input checked="" type="checkbox"/> Yes <input type="checkbox"/> No <input type="checkbox"/> Review Scheduled <input type="checkbox"/> Was not notified by FDOT District Office <input checked="" type="checkbox"/> Yes <input type="checkbox"/> No <input type="checkbox"/> N/A
If your agency is not in compliance, do you have a Corrective Action Plan (CAP) to come into compliance? If yes, what is the anticipated date of corrective action closeout? _____	<input type="checkbox"/> Yes <input type="checkbox"/> No <input checked="" type="checkbox"/> N/A
Did your agency complete the "Section 5310 Program Performance Measures Annual Report"? If no, what date will your agency submit the report? _____	<input checked="" type="checkbox"/> Yes <input type="checkbox"/> No
Is your agency registered on SAM.gov? <i>Note: Agency must register each year/application cycle.</i>	<input checked="" type="checkbox"/> Yes If yes, registration expiration date: <input type="checkbox"/> No
 <div> <div> <u>Terry Jordan, Interim Transit Director</u> <i>Typed Name and Title</i> </div> <div> <u>May 4, 2021</u> <i>Date</i> </div> </div>	

Administration Office
401 S. Varr Avenue
Cocoa, FL 32922
Office: 321.635.7815
Fax: 321.633.1905

EXHIBIT A - COVER LETTER



STATE OF FLORIDA DEPARTMENT OF TRANSPORTATION GRANT APPLICATION

Brevard County Board of County Commissioners d/b/a Space Coast Area Transit submits this Application for the Section 5310 Program Grant and agrees to comply with all assurances and exhibits attached hereto and by this reference made a part thereof, as itemized in the Checklist for Application Completeness.

Brevard County Board of County Commissioners d/b/a Space Coast Area Transit further agrees, in accordance with Sections 129.07 and 768.28, Florida Statutes to indemnify, defend and hold harmless FDOT and all of its officers, agents and employees from any claim, loss, damage, cost, charge, or expense arising out of the non-compliance by the Agency, its officers, agents, or employees, with any of the assurances stated in this Application.

This application is submitted on this 4th of May, 2021 with an original resolution or certified copy of the original resolution authorizing Terry Jordan, Interim Transit Director, to sign this Application.

Brevard County Board of County Commissioners d/b/a Space Coast Area Transit
Agency Name

Signature

Terry Jordan, Interim Transit Services Director
Typed Name and Title of Authorized Representative

May 4, 2021
Date



RideLine 321.633.1878

321Transit.com

Vanpool 321.952.4562

Administration Office
401 S. Varr Avenue
Cocoa, FL 32922
Office: 321.635.7815
Fax: 321.633.1905

EXHIBIT B - GOVERNING BOARD'S RESOLUTION



RESOLUTION 21-050

A **RESOLUTION** of the Brevard County Board of County Commissioners authorizing the signing and submission of a grant application and supporting documents and assurances to the Florida Department of Transportation, the acceptance of the grant award from the Florida Department of Transportation, and the purchase of vehicles and/or equipment and/or expenditure of grants funds pursuant to a grant award.

WHEREAS, the Brevard County of County Commissioners has the authority to apply for and accept grants and make purchases and/or expend funds pursuant to grant awards made by the Florida Department of Transportation as authorized by Chapter 341, Florida Statutes and/or by the Federal Transit Administration Act of 1964, as amended;

NOW, THEREFORE, BE IT RESOLVED BY THE BREVARD COUNTY BOARD OF COUNTY COMMISSIONERS, FLORIDA:

This resolution applies to the Federal Program under U.S.C. Section 5310.

The submission of a grant application(s), supporting documents, and assurances to the Florida Department of Transportation is approved.

Terry Jordan, Interim Transit Services Director, is authorized to sign the application, accept the grant award, purchase vehicles/equipment and/or expend grant funds pursuant to a grant award, unless specifically rescinded.

DULY PASSED AND ADOPTED THIS 4th DAY OF MAY, 2021.

Brevard County Board of County Commissioners

ATTEST:


Rachel Sadoff, Clerk of the Court


Rita Britchett, Chair

As approved by the Board on May 4, 2021.



RideLine 321.633.1878

321Transit.com

Vanpool 321.952.4562

Exhibit C: Coordinated Public Transit-Human Service Transportation Plan

Administration Office
401 S. Varr Avenue
Cocoa, FL 32922
Office: 321.635.7815
Fax: 321.633.1905



COORDINATED PUBLIC TRANSIT – HUMAN SERVICE TRANSPORTATION PLAN

The projects selected for funding under the Section 5310 program must be included in a locally developed, coordinated public transit-human services transportation plan (Coordinated Plan) that was “developed through a process that includes representatives of public, private, and non-profit transportation and human services providers and participation by members of the public.”

Reference: FTA C 9070.1G Chapter V

Certification

Brevard County Board of County Commissioners d/b/a certifies and assures to the Florida Department of Transportation regarding its application for assistance under 49 U.S.C. 5310 that this grant request is included in a coordinated plan compliant with Federal Transit Administration Circular FTA 9070.1G.

- (a) The name of the coordinated plan:
Space Coast Area Transit Transportation Disadvantaged Plan
- (b) The agency that adopted this coordinated plan:
Brevard County Local Coordinating Board for the Transportation Disadvantaged
- (c) The date the coordinated plan was adopted:
November 16, 2020
- (d) Section and page in the coordinated plan that identifies the project or need your agency is fulfilling:
Section 2, p.55-56 Goal 3: Provide Quality TD services and p. 61 Capital Purchases

Signature

Terry Jordan, Interim Transit Services Director
Typed Name and Title of Authorized Representative

May 4, 2021

Date



RideLine 321.633.1878

321Transit.com

Vanpool 321.952.4562

Exhibit D: CTC Agreement or Certification

See Grant Application Instruction Manual for Community Transportation Coordinator (CTC) Agreement requirements.

Exhibit E: Certification of Incorporation

All first-time private non-profit applicants must include a copy of their certification of incorporation here. You may insert the certification as a PDF or print and attach the document to your final application.

Exhibit F: Proof of Non-Profit Status

All private non-profit applicants must include proof of non-profit status here. You may insert the proof of status as a PDF or print and attach the document to your final application.

Exhibit G: Local Clearinghouse Agency/RPC Cover Letter

If grant application is for facilities, please include a copy of the cover letter submitted to the local clearinghouse agency or Regional Planning Council (RPC). You may insert the letter as a PDF or print and attach the document to your final application.

Exhibit H: Public Hearing Notice

Attach a copy of the notice of public hearing and an affidavit of publication here, **if applicable (see instruction manual)**. You may insert the notice as a PDF or print and attach the document to your final application.

Public Notice--Sample

All interested parties within (Counties Affected) are hereby advised that (Public Agency) is applying to the Florida Department of Transportation for a capital grant under Section 5310 of the Federal Transit Act of 1991, as amended, for the purchase of (Description of Equipment) to be used for the provision of public transit services within (Defined Area of Operation).

This notice is to provide an opportunity for a Public Hearing for this project. This public notice is to ensure that this project and the contemplated services will not duplicate current or proposed services provided by existing transit or paratransit operators in the area.

This hearing will be conducted if and only if a written request for the hearing is received by (Specify due date).

Requests for a hearing must be addressed to (Public Agency Name and Address) and a copy sent to (Name and Address of Appropriate FDOT District Office).

All public notices must include the following language:

Florida Law and Title VI of the Civil Rights Act of 1964 Prohibits Discrimination in Public accommodation on the basis of race, color, sex, religion, national origin, age, disability, income or of marital status.

Persons believing they have been discriminated against on these conditions may file a complaint with the Florida Commission on Human Relations at 850-488-7082 or 800-342-8170 (voice messaging).

STATE OF FLORIDA
COMMISSION FOR THE TRANSPORTATION DISADVANTAGED
MEMORANDUM OF AGREEMENT

This Memorandum of Agreement is between the COMMISSION FOR THE TRANSPORTATION DISADVANTAGED, hereby referred to as the "Commission," and

Brevard County Board of County Commissioners d/b/a Space Coast Area Transit, 401 South Varr

Avenue, Cocoa, FL 32922

the COMMUNITY TRANSPORTATION COORDINATOR, designated pursuant to Chapter 427, F.S., to serve the transportation disadvantaged for the community that includes the entire area of

BREVARD

_____ county(ies), and hereafter referred to as the "Coordinator."

This Agreement is made in consideration of the mutual benefits to both parties; said consideration acknowledged hereto by the parties as good and valuable consideration.

The Parties Agree:

I. The Coordinator Shall:

- A. Become and remain totally apprised of all of the Transportation Disadvantaged resources available or planned in their designated service area. This knowledge will be used to plan, coordinate, and implement the most cost effective transportation disadvantaged transit system possible under the economic and other conditions that exist in the designated service area.
- B. Plan and work with Community Transportation Coordinators in adjacent and other areas of the state to coordinate the provision of community trips that might be handled at a lower overall cost to the community by another Coordinator. This includes honoring any Commission-approved statewide certification program that allows for intercounty transportation opportunities.
- C. Arrange for all services in accordance with Chapter 427, Florida Statutes, and Rule 41-2, FAC, and as further required by the Commission and the local Coordinating Board approved Transportation Disadvantaged Service Plan.
- D. Return any acquired profits or surplus funds originating through the course of business as the Coordinator that are beyond the amounts(s) specifically identified and approved in the accompanying Transportation Disadvantaged Service Plan. Such profits or funds shall be returned to the Coordinator's transportation system or to any subsequent Coordinator, as a total transportation system subsidy, to be applied to the immediate following operational year. The Coordinator will include similar language in all coordination contracts to assure that transportation disadvantaged related revenues are put back into transportation disadvantaged services.

E. Accomplish this Project by:

1. Developing a Transportation Disadvantaged Service Plan for approval by the local Coordinating Board and the Commission. Coordinators who are newly designated to a particular service area shall submit a local Coordinating Board approved Transportation Disadvantaged Service Plan, within 120 calendar days following the execution of the Coordinator's initial memorandum of agreement with the Commission, for approval by the Commission. All subsequent Transportation Disadvantaged Service Plans shall be submitted and approved with the corresponding memorandum of agreement. The approved Transportation Disadvantaged Service Plan will be implemented and monitored to provide for community-wide transportation services for purchase by non-sponsored transportation disadvantaged persons, contracting social service agencies, and other entities that use local, state, or federal government funds for the purchase of transportation for the transportation disadvantaged.
2. Maximizing the use of available public school transportation resources and public fixed route or fixed schedule transit services and assuring that private or public transit, paratransit operators, and school boards have been afforded a fair opportunity to participate to the maximum extent feasible in the planning process and in the development of the provisions of the Transportation Disadvantaged Service Plan for the transportation disadvantaged.
3. Providing or arranging 24-hour, 7-day per week transportation disadvantaged service as required in the designated service area by any Federal, State or Local Government agency sponsoring such services. The provision of said services shall be furnished in accordance with the prior notification requirements identified in the local Coordinating Board and Commission approved Transportation Disadvantaged Service Plan.
4. Complying with all local, state, and federal laws and regulations that apply to the provision of transportation disadvantaged services.
5. Submitting to the Commission an Annual Operating Report detailing demographic, operational, and financial data regarding coordination activities in the designated service area. The report shall be prepared on forms provided by the Commission and according to the instructions of said forms.

F. Comply with Audit and Record Keeping Requirements by:

1. Utilizing the Commission recognized Chart of Accounts defined in the *Transportation Accounting Consortium Model Uniform Accounting System for Rural and Specialized Transportation Providers* (uniform accounting system) for all transportation disadvantaged accounting and reporting purposes. Community Transportation Coordinators with existing and equivalent accounting systems are not required to adopt the Chart of Accounts in lieu of their existing Chart of Accounts but shall prepare all reports, invoices, and fiscal documents relating to the transportation disadvantaged functions and activities using the chart of accounts and accounting definitions as outlined in the above referenced manual.

2. Assuming the responsibility of invoicing for any transportation services arranged, unless otherwise stipulated by a purchase of service contract or coordination contract.
 3. Maintaining and filing with the Commission, local Coordinating Board, and all purchasing agencies/entities such progress, fiscal, inventory, and other reports as those entities may require during the period of this Agreement.
 4. Providing copies of finance and compliance audits to the Commission and local Coordinating Board as requested by the Commission or local Coordinating Board.
- G. Retain all financial records, supporting documents, statistical records, and any other documents pertinent to this Agreement for a period of five (5) years after termination of this Agreement. If an audit has been initiated and audit findings have not been resolved at the end of five (5) years, the records shall be retained until resolution of the audit findings. The Coordinator shall assure that these records shall be subject to inspection, review, or audit at all reasonable times by persons duly authorized by the Commission or this Agreement. They shall have full access to and the right to examine any of the said records and documents during the retention period.
- H. Comply with Safety Requirements by:
1. Complying with Section 341.061, F.S., and Rule 14-90, FAC, concerning System Safety; or complying with Chapter 234.051, F.S., regarding school bus safety requirements for those services provided through a school board; and
 2. Assuring compliance with local, state, and federal laws, and Commission policies relating to drug testing. Conduct drug and alcohol testing for safety sensitive job positions within the coordinated system regarding pre-employment, randomization, post-accident, and reasonable suspicion as required by the Federal Highway Administration and the Federal Transit Administration.
- I. Comply with Commission insurance requirements by maintaining at least minimum liability insurance coverage in the amount of \$200,000 for any one person and \$300,000 per occurrence at all times during the existence of this Agreement for all transportation services purchased or provided for the transportation disadvantaged through the Community Transportation Coordinator. Upon the execution of this Agreement, the Coordinator shall add the Commission as an additional **named insured** to all insurance policies covering vehicles transporting the transportation disadvantaged. In the event of any cancellation or changes in the limits of liability in the insurance policy, the insurance agent or broker shall notify the Commission. The Coordinator shall insure that contracting transportation operators and coordination contractors also maintain the same minimum liability insurance, or an equal governmental insurance program. Insurance coverage in excess of \$1 million per occurrence must be approved by the Commission and the local Coordinating Board before inclusion in the Transportation Disadvantaged Service Plan or in the justification of rates and fare structures. Such coverage may be provided by a self-insurance program established and operating under the laws of the State of Florida and written verification of insurance protection in accordance with Section 768.28, Florida Statutes, shall be provided to the Commission upon request.

- J. Safeguard information by not using or disclosing any information concerning a user of services under this Agreement for any purpose not in conformity with the local, state and federal regulations (45 CFR, Part 205.50), except upon order of a court, written consent of the recipient, or his/her responsible parent or guardian when authorized by law.
- K. Protect Civil Rights by:
1. Complying with state and federal laws including but not limited to laws regarding discrimination on the basis of sex, race, religion, age, disability, sexual orientation, or national origin. The Coordinator gives this assurance in consideration of and for the purpose of obtaining federal grants, loans, contracts (except contracts of insurance or guaranty), property, discounts, or other federal financial assistance to programs or activities receiving or benefiting from federal financial assistance and agreeing to complete a Civil Rights Compliance Questionnaire if so requested by the Commission.
 2. Agreeing that compliance with this assurance constitutes a condition of continued receipt of or benefit from federal financial assistance, and that it is binding upon the Coordinator, its successors, subcontractors, transferee, and assignees for the period during which such assistance is provided. Assure that all operators, subcontractors, subgrantee, or others with whom the Coordinator arranges to provide services or benefits to participants or employees in connection with any of its programs and activities are not discriminating against those participants or employees in violation of the above statutes, regulations, guidelines, and standards. In the event of failure to comply, the Coordinator agrees that the Commission may, at its discretion, seek a court order requiring compliance with the terms of this assurance or seek other appropriate judicial or administrative relief, to include assistance being terminated and further assistance being denied.
- L. To the extent allowed by Section 768.28, Florida Statutes, and only to the monetary and other limitations contained therein, indemnify and hold harmless the Commission and all of the Commission's members, officers, agents, and employees; purchasing agency/entity officers, agents, and employees; and the local, state, and federal governments from any claim, loss, damage, cost, charge or expense arising out of any act, action, neglect or omission by the Coordinator during the performance of this Agreement, whether direct or indirect, and whether to any person or property to which the Commission or said parties may be subject, except that neither the Coordinator nor any of its sub-contractors will be liable under this section for damages arising out of injury or damage to persons or property directly caused or resulting from the sole negligence of the Commission or any of its members, officers, agents or employees; purchasing agency/entity, officers, agents, and employees; and local, state, or federal governments. Nothing herein is intended to serve as a waiver of sovereign immunity by any agency/entity or Coordinator to which sovereign immunity may be applicable. Nothing herein shall be construed as consent by a state agency/entity or political subdivision of the State of Florida or the federal government to be sued by third parties in any matter arising out of any Agreement or contract. Notwithstanding the foregoing, pursuant to Section 768.28, Florida Statutes, no agency or subdivision of the state shall be required to indemnify, insure, or assume any liability for the Commission's negligence.

- M. Comply with standards and performance requirements of the Commission, the local Coordinating Board approved Transportation Disadvantaged Service Plan, and any purchase of service contracting agencies/entities. Failure to meet the requirements or obligations set forth in this MOA, and performance requirements established and monitored by the local Coordinating Board in the approved Transportation Disadvantaged Service Plan, shall be due cause for non-payment of reimbursement invoices until such deficiencies have been addressed or corrected to the satisfaction of the Commission.
- N. Comply with subcontracting requirements by executing or negotiating contracts for transportation services with Transportation Operators and Coordination Contractors, and assuring that the conditions of such contracts are maintained. The requirements of Part 1, Paragraph E.5. through M are to be included in all contracts, subcontracts, coordination contracts, and assignments made by the Coordinator for services under this Agreement. Said contracts, subcontracts, coordination contracts, and assignments will be reviewed and approved annually by the Coordinator and local Coordinating Board for conformance with the requirements of this Agreement.
- O. Comply with the following requirements concerning drivers and vehicles:
1. Drivers for paratransit services, including coordination contractors, shall be required to announce and identify themselves by name and company in a manner that is conducive to communications with the specific passenger, upon pickup of each rider, group of riders, or representative, guardian, or associate of the rider, except in situations where the driver regularly transports the rider on a recurring basis. Each driver must have photo identification that is in view of the passenger. Name patches, inscriptions or badges that affix to driver clothing are acceptable. For transit services, the driver photo identification shall be in a conspicuous location in the vehicle.
 2. The paratransit driver shall provide the passenger with boarding assistance, if necessary or requested, to the seating portion of the vehicle. The boarding assistance shall include opening the vehicle door, fastening the seat belt or utilization of wheelchair securement devices, storage of mobility assistive devices, and closing the vehicle door. In certain paratransit service categories, the driver may also be required to open and close doors to buildings, except in situations in which assistance in opening/closing building doors would not be safe for passengers remaining on the vehicle. Assisted access must be in a dignified manner. Drivers may not assist wheelchair up or down more than one step, unless it can be performed safely as determined by the passenger, guardian, and driver.
 3. All vehicles shall be equipped with two-way communications in good working order and be audible to the driver at all times to the base.
 4. All vehicles providing service within the coordinated system, shall have working air conditioners and heaters in each vehicle. Vehicles that do not have a working air conditioner or heater will be scheduled for repair or replacement as soon as possible.

P. Comply with other requirements as follows:

1. Transport an escort of a passenger and dependent children as locally negotiated and identified in the local Transportation Disadvantaged Service Plan.
2. Determine locally in the Transportation Disadvantaged Service Plan, the use, responsibility, and cost of child restraint devices.
3. Transport with the passenger at no additional charge, passenger property that can be carried by the passenger and/or driver in one trip and can be safely stowed on the vehicle. Additional requirements may be negotiated for carrying and loading rider property beyond this amount. Passenger property does not include wheelchairs, child seats, stretchers, secured oxygen, personal assistive devices, or intravenous devices.
4. Provide shelter, security, and safety of passengers at vehicle transfer points.
5. Post a local or other toll-free number for complaints or grievances inside each vehicle. The local complaint process shall be outlined as a section in the local Transportation Disadvantaged Service Plan including advising the dissatisfied person about the Commission's Ombudsman Program as a step within the process as approved by the local Coordinating Board.
6. Provide out-of-service-area trips, when determined locally and approved by the local Coordinating Board, except in instances where local ordinances prohibit such trips.
7. Keep interior of all vehicles free from dirt, grime, oil, trash, torn upholstery, damaged or broken seats, protruding metal or other objects or materials which could soil items placed in the vehicle or provide discomfort for the passenger.
8. Determine locally by the local Coordinating Board and provide in the local Transportation Disadvantaged Service Plan the billing requirements of the Community Transportation Coordinator. All bills shall be paid to subcontractors within 7 calendar days after receipt of said payment by the Coordinator, in accordance with Section 287.0585, Florida Statutes.
9. Maintain or have access to a passenger/trip database on each rider being transported within the system.
10. Provide each rider and escort, child, or personal care attendant adequate seating for paratransit services. No more passengers than the registered passenger seating capacity shall be scheduled or transported in a vehicle at any time. For transit services provided by transit vehicles, adequate seating or standing space will be provided to each rider and escort, child, or personal care attendant, and no more passengers than the registered passenger seating or standing capacity shall be scheduled or transported in a vehicle at any time.
11. First Aid shall be determined locally and provided in the local Transportation Disadvantaged Service Plan.

12. Cardiopulmonary Resuscitation shall be determined locally and provided in the local Transportation Disadvantaged Service Plan.

II. The Commission Shall:

- A. Recognize the Coordinator as the entity described in Section 427.011(5), Florida Statutes, and Rule 41-2.002(4), F.A.C.
- B. Attempt to insure that all entities with transportation disadvantaged funds will purchase transportation disadvantaged services through the Coordinator's system.

III. The Coordinator and the Commission Further Agree:

- A. Nothing in this Agreement shall require the Commission to observe or enforce compliance with any provision thereof, perform any other act or do any other thing in contravention of any applicable state law. If any of the provisions of this Agreement is found by a court of law to violate any applicable state law, the purchasing agency/entity will at once notify the Commission in writing in order that appropriate changes and modifications may be made by the Commission and the Coordinator to the end that the Coordinator may proceed as soon as possible with the provision of transportation services.
- B. If any part or provision of this Agreement is held invalid, the remainder of this Agreement shall be binding on the parties hereto.
- C. Termination Conditions:
 - 1. Termination at Will - This Agreement may be terminated by either party upon no less than thirty (30) days notice, without cause. Said notice shall be delivered by certified mail, return receipt required, or in person with proof of delivery.
 - 2. Termination for Breach - Unless the Coordinator's breach is waived by the Commission in writing, the Commission may, by written notice to the Coordinator, terminate this Agreement upon no less than twenty-four (24) hours notice. Said notice shall be delivered by certified mail, return receipt requested, or in person with proof of delivery. Waiver by the Commission of breach of any provision of this Agreement shall not be deemed to be a waiver of any other breach and shall not be construed to be a modification of the terms of this Agreement, and shall not act as a waiver or estoppel to enforcement of any provision of this Agreement. The provisions herein do not limit the Commission's right to remedies at law or to damages.
- D. This agreement will expire unless an extension is granted to the Coordinator in writing by the Commission, in accordance with Chapter 287, Florida Statutes.
- E. Renegotiations or Modifications of this Agreement shall only be valid when they have been reduced to writing, duly approved by the Commission, and signed by both parties hereto.

F. Notice and Contact:

The name and address of the contract manager for the Commission for this Agreement is: **Executive Director, 605 Suwannee Street, MS-49, Tallahassee, FL 32399-0450.** The representative/position of the Coordinator responsible for administration of the program under this Agreement is: Jim Liesenfelt, Transit Services Director, 401 South Varr Avenue

Cocoa, FL 32922

In the event that either party designates different representatives after execution of this Agreement, notice of the name and address of the new representative will be rendered in writing to the other party and said notification attached to originals of this Agreement.

This document has been reviewed in its entirety and approved by the local Coordinating Board at its official meeting held on April 25, 2016.

Martha Long
Coordinating Board Chairperson

WITNESS WHEREOF, the parties hereto have caused these presents to be executed.

COMMUNITY TRANSPORTATION
COORDINATOR:

Brevard County Board of County Commissioners
d/b/a Space Coast area Transit

Agency Name
Jim Barfield

Typed Name of Authorized Individual

Signature: [Signature]

Chairman

Title: _____

As approved by the Board on May 17, 2016.

STATE OF FLORIDA, COMMISSION FOR
THE TRANSPORTATION DISADVANTAGED:

Steven E Holmes
Typed Name of Authorized Individual

Signature: [Signature]

Title: Executive Director

Reviewed for Legal Form and Content by:

Diana Yuan
Diana Yuan, Assistant County Attorney - Date 4/18/2016

ATTEST:

[Signature]
SCOTT ELLIS, CLERK

Exhibit H: Public Hearing Notice

All interested parties within Brevard County are hereby advised that Brevard County Board of County Commissioners d/b/a Space Coast Area Transit is applying to the Florida Department of Transportation for a capital grant under Section 5310 of the Federal Transit Act of 1991, as amended, for the purchase of transit buses to be used for the provision of public transit services within Brevard County.

This notice is to provide an opportunity for a Public Hearing for this project. The public notice is to ensure that this project and the contemplated services will not duplicate current or proposed services provided by existing transit or paratransit operators in the area.

This hearing will be conducted if and only if a written request for the hearing is received by May 4, 2021.

Requests for a hearing must be addressed to Space Coast Area Transit, 401 S Varr Ave, Cocoa FL 32922 and a copy sent to Florida Department of Transportation, District V Office, 420 W Landstreet Rd, Orlando FL 32824.

Florida Law and Title VI of the Civil Rights Act of 1964 Prohibits Discrimination in Public accommodation on the basis of race, color, religion, sex, national origin, handicap or of marital status. Persons believing they have been discriminated against on these conditions may file a complaint with the Florida Commission on Human Relations at 850-488-7082 or 800-342-8270 (voice messaging).

INSTRUCTIONS TO: FLORIDA TODAY NEWSPAPER LEGAL ADVERTISEMENTS

Please publish in the Legal Advertisements Section. Send proof of publication and invoice to: Space Coast Area Transit, 401 South Varr Avenue Cocoa FL 32922, ATT: Cathy Lively. If you have any questions, please contact Cathy Lively at 321-635-7815 x 52932 or Fax 321-633-1905.

PART II - FUNDING REQUEST

Form A-1: Current System Description

- (a) Please provide a brief general overview of the organization type (i.e., government authority, private non-profit, etc.) including its mission, program goals, and objectives (Maximum 300 words).

Brevard County Board of County Commissioners d/b/a Space Coast Area Transit, provides transportation services for its 600,000 area residents plus visitors. It totaled 1,688,325 during Fiscal Year 2020 and 2,353,120 passenger trips in Fiscal Year 2019, a decrease in numbers in Fiscal Year 2020 due to COVID-19.

Our system currently operates 23 fixed routes with 32 buses Monday-Friday, 22 fixed routes with 27 buses on Saturday, and 4 fixed routes on Sunday. 34 demand response routes Monday-Friday, eight on Saturday, and three on Sunday. Demand-response includes traditional paratransit, 18 contract routes to adult day training programs and seniors at lunch. Demand response service is provided in house, and the drivers and buses are used in both demand-response and fixed route modes. Our Volunteers in Motion program has eight vehicles in which volunteer drivers provide demand-response trips. Space Coast Area Transit also has a contracted vanpool program with 71 vans leased to commuters and social service agencies.

Space Coast Area Transit's mission is "To provide quality transportation services that meet the needs of the public and enhances the quality of life of the community." Our program goals are safe driving, passenger safety, excellent customer service, and on time performance.

Fixed route ridership grew by double digits every year from 2007-2015; yet the past five years the ridership has declined. Our goal as a system is to regain ridership growth with promotional events, training, launching of a new Intelligent Transportation System that will provide real time bus schedule information and better service. We added two new paratransit routes to meet demand for transportation for the visually impaired and other disabled persons, and increasing kidney dialysis. This year we are in the processing of purchasing seven E-450 vehicles; five as replacements and two as expansion to our paratransit fleet.

- (b) Please provide information below:

- Organizational structure (**attach an organizational chart at the end of this section**)
- Total number of employees in organization 152
- Total number of transportation-related employees in the organization 123

(c) Who is responsible for insurance, training, management, and administration of the agency's transportation programs? (Maximum 100 words)

Ultimately the Transit Director is responsible for training, management and administration of the agency's transportation programs. Several key members of our staff - including the the Mobility Manager, Manager of Operations and Maintenance and Manager of Administration, who play an integral role in daily operations and management of these programs.

Space Coast Area Transit is a department of Brevard County Board of County Commissioners and are self-insured. The County's Risk Management department is responsible for all insurance and liability coverages.

(d) How are the operations of the transportation program currently funded?

What are the sources of the funding (e.g., state, local, federal, private foundations, fares, other program fees)? Please provide details regarding each of the individual funding programs currently available to fund the transportation program. *Maximum 200 words*

Space Coast Area Transit operations are funded through many transportation programs along with local funding, fares and advertising revenue. We utilize local funding as match to obtain the maximum funding from our grants.

We receive grants from the Federal Transit Administration for both Palm Bay/Melbourne large urbanized area and Titusville small urbanized area (Section 5307, 5339 and 5310), the Florida Department of Transportation (Block, Corridor, and Service Development Grants), and the Florida Commission for the Transportation Disadvantaged (Trip and Equipment and Planning Grants).

Space Coast Area Transit also has contracts with AHCA for Florida Med-Waiver Transportation, Aging Matters in Brevard, the City of Melbourne and Eastern Florida State College.

(e) How does your agency ensure that passengers are eligible recipients of 5310-funded transportation service? *Maximum 200 words*

Space Coast Area Transit ensures eligibility of demand-response passengers by first conducting a telephone interview with potential riders followed by them receiving and submitting a formal application for documentation and verification. This process in compliance with the approval of the Florida Commission for the Transportation Disadvantaged and Florida Department of Transportation. Space Coast Area Transit also has an ADA Paratransit Application process that has been approved by the Federal Transit Administration.

Fixed Route Service provides reduced fares to seniors 60+, disabled, veterans, and students. Medicare cards are accepted as proof for reduced fare. A Space Coast Area Transit Reduced Fare ID is issued upon production of the required documentation.

(f) Please answer the below questions in the space provided below:

- To what extent does your agency serve minority populations?
- Is your agency minority-owned?

Maximum 200 words

Space Coast Transit is a local government agency that provides a fair and equitable service to all residents and visitors to Brevard County. Passengers are required to submit applications for demand response service which are determined if eligible in accordance with the requirements and guidelines of the specific funding programs. Fixed route service is open and available to any individual to access the system on our local scheduled bus routes.

Space Coast Area Transit has an approved Title VI Program Plan that is located on our website and posted in the lobbies of both Terminals.

(g) How many drivers (including contracted drivers) are utilized for 5310-funded transportation services?

All drivers are eligible

- How many drivers do you have?
 - Number of Full-Time Drivers 109
 - Number of Part Time Drivers 14
- How many vehicles do you have that require a Commercial Driver's License (CDL) certified driver? All revenue vehicles
- How many drivers are needed during peak service? 65
- How many vehicles are needed during peak service? 65

(h) Fully explain your transportation program:

- Service hours, planned service, routes and trip types;
- Staffing—include plan for training on vehicle equipment such as wheelchair lifts, etc.;
- Records maintenance—who, what methods, use of databases, spreadsheets etc.;
- Vehicle maintenance—who, what, when and where. Which services are outsourced (e.g., oil changes)? Include a section on how vehicles are maintained without interruptions in service
- System safety plan (5310 only agencies exempt)
- Drug-free workplace; and
- Data collection methods, including how data was collected to complete Form A-2.

*Note: If the applicant is a CTC, **relevant pages** of a TDSP and AOR containing the above information may be provided. **Please do not attach the entire plan or report.** If the applicant is a “5310 only agency,” relevant information from the TOP containing the above elements may be provided below*

Service hours, planned service, routes, and trip types: 23 Fixed Routes and 34 Demand-Response Routes (Paratransit and Contract), Monday-Friday 4:50am- 11:45pm; 22 Fixed Routes and 8 Demand-Response Routes, Saturday 5:10am- 11:45pm; 3 Fixed Routes and 3 Demand-Response Routes, Sunday 7:10am- 6:15pm. Three new fixed routes began service on April 3, 2021.

Staffing-include plan for training on vehicle equipment such as wheelchair lifts, etc. We have one vehicle operator trainer who works with the Safety and Training Coordinator. New drivers go through 5 weeks of state certified training including bus maneuvering, route learning, ADA, wheelchair securement, drug & alcohol policy, defensive driving, our distracted driving policy, customer service, de-escalating conflicts, emergency procedures, as well as county and department policies. We have refresher training and recertification of defensive driving, customer service, and CPR at regular intervals. We have required Quarterly Employee Meetings, focusing on important safety and training topics.

Records Maintenance- who, what methods, use of databases, spreadsheets, etc. Maintenance records defect slips and work orders are kept electronically by the vehicle maintenance contractor. Pre-trip inspection forms are maintained in a scanned file. Training spreadsheets, DOT medical certificates, and driver's license records are kept on file by staff. Accident and Incident reports and records are maintained by the Safety and Training Coordinator. Driver files, including discipline, are maintained by the Administrative staff. The records retention schedule is followed in accordance with FL Statute Chapter 119, unless superseded through an FTA or FDOT agreement.

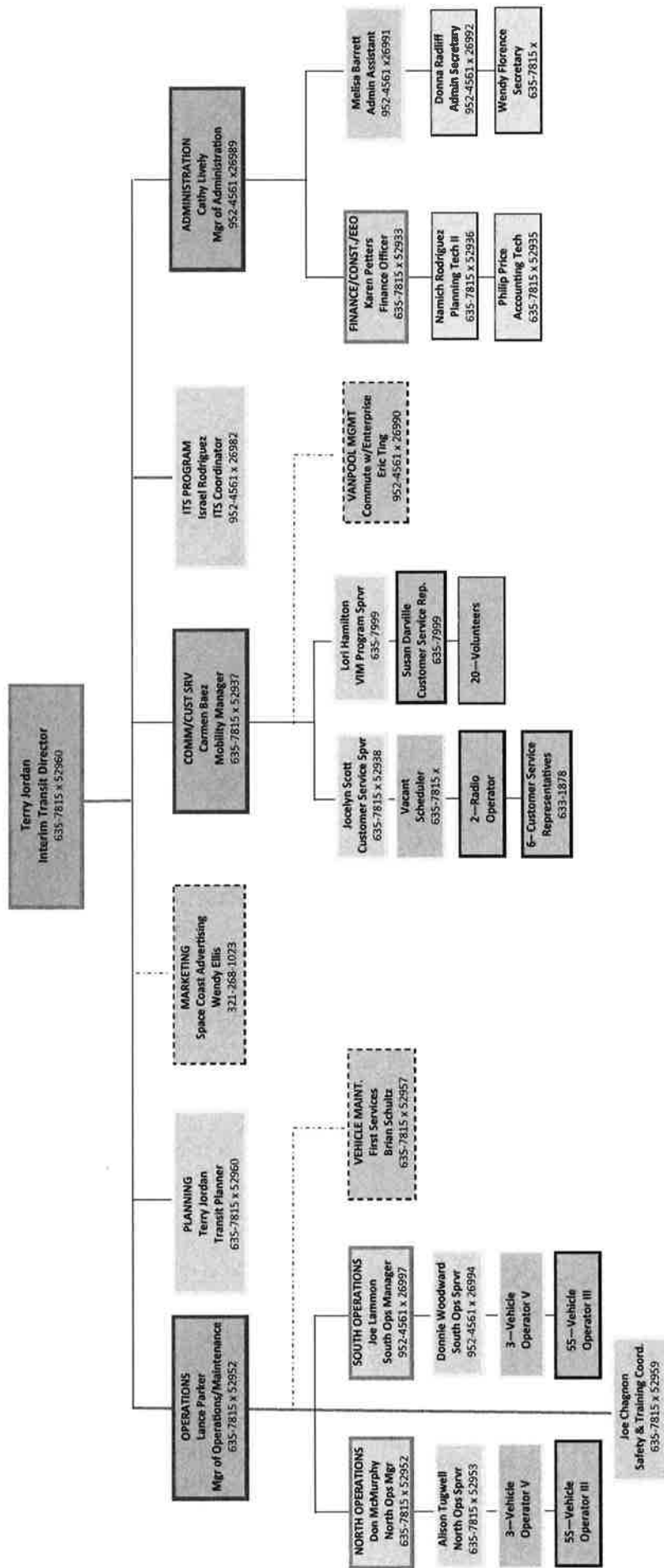
Vehicle Maintenance- who, what, when, and where. Vehicle maintenance is done by our Maintenance Contractor, First Vehicle Services. They have well trained techs and support staff. They adhere to the maintenance plan in our contract, with all scheduled maintenance and inspections in our Cocoa and Melbourne shops. (We have done major shop renovations at both of our bases in the past few years, including new bus lifts). We outsource major engine, transmission, warranty repairs, and unusual diagnostic repairs to dealerships. We have the fully allowed ratio of spare buses to maintain service.

System safety plan. Space Coast Area Transit's SSPP is on file at the FDOT office. We have recently completed our PTSAP plan and submitted it both to FDOT and FTA.

Drug-free workplace. We have a Drug Free workplace. We revised our Drug and Alcohol Policy in response to a State Triennial Review, with Diana Byrne's input. We passed an FTA Drug and Alcohol Audit Feb. 14-16, 2018. We have a zero tolerance drug and alcohol testing policy.

Data collection methods, including how data was collected to complete Exhibit A-2. Data is acquired from Trapeze Scheduling Software. Statistics from the Annual Operating Report and NTD.

Transit Services Department



Form A-2: Fact Sheet

	Calculations ¹ (current system)	Current System	Calculations ¹ (if grant is awarded)	If Grant is Awarded (Estimates are acceptable)
1 Number of total one-way trips served by the agency PER YEAR (for entire system). * Please include calculations.	Calculated from Annual Operating Report and NTD	1,610,093		1,610,093
2 Number of one-way passenger trips provided to seniors and individuals with disabilities PER YEAR.*	Data taken from Annual Operating Report	382,460		382,460
3 Number of individual senior and disabled clients (unduplicated) PER YEAR.	Data taken from Trapeze Scheduling Software	784		784
4 Total number of vehicles used to provide service to seniors and individuals with disabilities.		34		34

* Numbers are based on fiscal year 07/01/2019-06/30/2020, number will be varied due to COVID impacts.

1 If a software program is used to obtain the required data for the fact sheet, please identify the source.

	Calculations ¹ (current system)	Current System	Calculations ¹ (if grant is awarded)	If Grant is Awarded (Estimates are acceptable)
5 Number of 5310 vehicles used to provide service to seniors and individuals with disabilities eligible for replacement that have reached their useful life.		5		5
6 Total fleet vehicle miles traveled to provide service to seniors and individuals with disabilities PER YEAR.	Data taken from Annual Operating Report	1,825,091		1,825,091
7 Total number of square miles of service coverage.	Brevard County is 1,016 square miles.	1,016		1,016
8 Number of days that vehicles are in operation to provide service to seniors and individuals with disabilities AVERAGE PER YEAR.	34 Demand-response routes (Paratransit and Contract), Monday – Friday 4:15 am – 9:00 pm. 8 Demand-response routes Saturday 5:10 am – 7:00 pm. 3 Demand-response routes Sunday 7:30 am – 5:45 pm.	361		361

* Numbers are based on fiscal year 07/01/2019-06/30/2020, number will be varied due to COVID impacts.

	Calculations ¹ (current system)	Current System	Calculations ¹ (if grant is awarded)	If Grant is Awarded (Estimates are acceptable)
9 Number of hours of service AVERAGE PER DAY (24-hour period).	Typical service hours are from 4:15 am - 9:00 pm	17	Maintain existing service hours of operation.	17
10 Number of hours of service PER YEAR.	Trapeze scheduling software calculations for demand response service	208,658	Maintain existing service hours of operation.	208,658
11 Posted hours of normal operation agency provides service to seniors and individuals with disabilities PER WEEK (This does not include non-scheduled emergency availability).	34 Demand-response routes (Paratransit and Contract), Monday - Friday 4:15 am - 9:00 pm. 8 Demand-response routes Saturday 5:10 am - 7:00 pm. 3 Demand-response routes Sunday 7:30 am - 5:45 pm.	M-F 4:15 am - 9:00 pm Saturday: 5:10 am - 7:00 pm Sunday: 7:30 am - 5:45 pm Total (WEEK): 7 days of service, 108 hours per week	Maintain existing service hours of operation.	M-F 4:15 am - 9:00 pm Saturday: 5:10 am - 7:00 pm Sunday: 7:30 am - 5:45 pm Total (WEEK): 7 days of service, 108 hours per week

*One-way *passenger trip* is the unit of service provided each time a passenger enters the vehicle, is transported, and then exits the vehicle. Each different destination would constitute a passenger trip.

Form A-3: Proposed Project Summary**All Applicants**

(a) How will the grant funding be used?

Check all that apply:

<input type="checkbox"/> Vehicle(s)→	<input type="checkbox"/> Expansion	<input type="checkbox"/> Replacement
<input checked="" type="checkbox"/> Equipment→	<input checked="" type="checkbox"/> Expansion	<input checked="" type="checkbox"/> Replacement
<hr/>		
<input type="checkbox"/> Mobility Management		
<hr/>		
<input type="checkbox"/> Preventative Maintenance		
<hr/>		
<input type="checkbox"/> Operating→	<input type="checkbox"/> Expansion	<input type="checkbox"/> Continuing Service

(b) In which geographic area(s) will the requested grant funds be used to provide service?

- ☒ Urban (UZA)
- ☒ Small Urban (SUZA)
- ☐ Rural

Complete the service area percentages for the geographic areas where the requested grant funds will be used to provide service

Example:

If your agency makes 500 trips per year and 100 of those trips are urban then:

100 UZA trips/ 500 total trips = .2 * 100 = 20% UZA service area

UZA	1,336,378	/	1,610,093	=	83%	% UZA service area
SUZA	273,715	/	1,610,093	=	17%	% Small Urban service area
Rural		/		=		% Rural service area
<div> <div>Number of trips, revenue service hours, or revenue service miles within specified geographic area</div> <div>Divided by</div> <div>Total number of trips, revenue service hours, or revenue service miles</div> <div>Equals</div> <div>Percentage of service within specified geographic area</div> </div>						

Calculate the funding split for the geographic areas where the requested grant funds will be used to provide service.

UZA	N/A	X	=	\$
SUZA		X	=	\$
Rural		X	=	\$
Total amount requested	Multiplied by	Percentage of service within specified geographic area	Equals	Funding split

NOTE: When invoicing for operating projects, you must use the above funding split on your invoice summary forms.

Once you have determined the funding split between UZA, SUZA and Rural, you will need to calculate the match amount.

NOTE: Operating Assistance (50% Federal and 50% Local):

UZA	N/A	X	.5 Federal & .5 Local	=	\$	\$
SUZA		X	.5 Federal & .5 Local	=	\$	\$
Rural		X	.5 Federal & .5 Local	=	\$	\$
Funding Split	Multiplied by		.5 Federal & .5 Local	Equals	Federal	Local

NOTE: Capital Assistance (80% Federal, 10% State and 10% Local):

UZA	\$476,319	X	.8 Federal & .1 State & .1 Local	=	\$ 381,055	\$ 47,632	\$47,632
SUZA	\$97,559	X	.8 Federal & .1 State & .1 Local	=	\$ 78,047	\$9,756	\$ 9,756
Rural		X	.8 Federal & .1 State & .1 Local	=	\$	\$	\$
Funding Split	Multiplied by		.8 Federal & .1 State & .1 Local	Equals	Federal	State	Local

- (c) How will the grant funding improve your agency's transportation service? Provide a general description of the project components to be funded via this agreement.

We currently have two 1,000 gallon gasoline tanks, one at each terminal. We estimate these tanks can support 5 gasoline powered cutaway buses at each terminal. We currently have 3 existing vehicles in our inventory and are expecting an additional 12 vehicles within this current and next state fiscal year.

Our current 1,000 gallon gasoline tanks, are scheduled to be replaced in Fiscal Year 2022 as outlined in our Transit Asset Management Plan. We would like to replace our existing gasoline tanks with larger capacity tanks accommodating 5,000 gallons. This would not only allow us to stay within compliance of our TAM Plan but meet the needs of our expanding gasoline powered fleet. Estimates for the replacements of the two tanks are attached.

While addressing the need for larger gasoline tanks, at the Cocoa Terminal, an evaluation of the soil conditions to determine the necessary fill material and compaction requirements to replace existing damaged concrete which covers the existing fuel island and is adjacent to the fuel tanks. The work should be done in conjunction with replacement of the existing fuel tanks which shall be replaced in compliance with Florida Building Code and the Florida Department of Environmental Protection.

- (d) Provide a description of the project location, please include at least one of the below. Use attachments if necessary:

- Transportation service geographical limits
- Maps
- Illustration/graphic of project area

Space Coast Area Transit service throughout all of Brevard County.

JSR Enterprises East Coast LLC

d/b/a JSR Fueling Technologies, LLC.

3111 Skyway Cir Suite 111

Melbourne, FL 32934 - (321)-610-7044

JSREnterprisesLLC@Gmail.com

Estimate

Date	Estimate No.
3/1/2021	4381

Name/Address

Space Coast Area Transit
401 S Varr Ave
Cocoa FL 32922
321-635-7815 Ext. 52952

**CERTIFIED POLLUTANT
STORAGE SYSTEM
CONTRACTOR PCC 1256948**

Job Site Address

460 S. Harbor City Blvd
Melbourne, FL 32901

Description

JSR will provide and install all parts listed below, JSR will be responsible for all permits and engineering for this install, JSR will be responsible for the turn key operation. JSR will caution off area, saw cut and breakout complete area for new tank build. Even ground, set boards, lay rebar then pour concrete, JSR will have the tank set and mounted, install equipment necessary onto tank, fill boxes then pipe them all in place installing all proper equipment. Once all stations are set JSR will have the lines and tank tested, Site will have the tank filled then JSR will purge and calibrate lines and dispensers. JSR will be responsible for all appropriate notifications with local jurisdiction and the FDEP. JSR will provide SCAT with a list of FDEP Approved Equipment numbers for all equipment installed that have equipment approvals (specifically for the tank, overfill prevention equipment, release detection equipment, and spill containment).

Above Ground Tank Removal:**INCLUDES:**

- Disconnect tank fittings and sensors
- Triple rinse (butterworth) tank to remove all residual fuel and sludge
- Add inert material (dry ice) for any vapors
- Crane lift tank from foundation pad to JSR trailer
- Cut open tank for scrap processing

Concrete Demo:

Remove existing concrete to add compaction and reinforced pad for 5K vertical tank

((1) 5,000 Gallon aboveground cylindrical double wall UL-2085 STI Fireguard storage tanks, saddle supports welded on, std. fittings, 24" manway, epoxy primer with a white urethane exterior finish paint, (2) 8" emergency vents.

Concrete:

12 x 12 pad for tank.

Compaction testing included.

Parts and equipment to include:

- Hose retractor with base with anchor and hanging hardware.
- Morrison Bros 6" overfill valve for 3" pipe, drop tubes, check valve, ball valve caps, covers, and 3" pipe and fittings for remote fill for ea product.
- Morrison Bros two product Remote fill for 3" pipe Gasoline with Vapor Recovery.
- Morrison Bros Clock gauge with alarm, Krueger Interstitial Gauge
- 2" product piping with fittings, fire safety valve, ball valves 304 Stainless Steel Sch 40

Terms and Conditions**Total \$144,867.06**

1. A signed change order will be required for any extras prior to proceeding.
2. Payment is due upon receipt of invoice per payment schedule.
3. Proposal estimate is valid for 30 days from issue date.
4. Assume that all existing electrical components, wiring and conduits can be used without modification.
5. Contractor is NOT responsible for damage to any on-site underground utilities not identified and/or located by owner.
6. Permit and Impact fees if applicable are not included in this estimate.
7. Any and all contamination discovered during excavation, handling of such, will be an extra charge.
8. Dewatering, sparging, sheet-piling, and any unforeseen underground obstructions will be an extra charge.

I have read, understand and agree to the above estimate and conditions contained within.

Responsible Party Name _____

Signature _____

Date _____

JSR Enterprises East Coast LLC

d/b/a JSR Fueling Technologies, LLC.
3111 Skyway Cir Suite 111
Melbourne, FL 32934 - (321)-610-7044
JSREnterprisesLLC@Gmail.com

Estimate

Date	Estimate No.
3/1/2021	4389

Name/Address

Space Coast Area Transit
401 S Varr Ave
Cocoa FL 32922
321-635-7815 Ext. 52952

**CERTIFIED POLLUTANT
STORAGE SYSTEM
CONTRACTOR PCC 1256948****Job Site Address**

401 S. Var Ave
Cocoa, FL 32922

Description

JSR will provide and install all parts listed below, JSR will be responsible for all permits and engineering for this install, JSR will be responsible for the turn key operation. JSR will caution off area, saw cut and breakout complete area for new tank build. Even ground, set boards, lay rebar then pour concrete, JSR will have the tank set and mounted, install equipment necessary onto tank, fill boxes then pipe them all in place installing all proper equipment. Once all stations are set JSR will have the lines and tank tested, Site will have the tank filled then JSR will purge and calibrate lines and dispensers. JSR will be responsible for all appropriate notifications with local jurisdiction and the FDEP. JSR will provide SCAT with a list of FDEP Approved Equipment numbers for all equipment installed that have equipment approvals (specifically for the tank, overfill prevention equipment, release detection equipment, and spill containment).

Above Ground Tank Removal:**INCLUDES:**

- Disconnect tank fittings and sensors
- Triple rinse (butterworth) tank to remove all residual fuel and sludge
- Add inert material (dry ice) for any vapors
- Crane lift tank from foundation pad to JSR trailer
- Cut open tank for scrap processing

Concrete Demo:

Remove existing concrete to add compaction and reinforced pad for 5K vertical tank

((1) 5,000 Gallon aboveground cylindrical double wall UL-2085 STI Fireguard storage tanks, saddle supports welded on, std. fittings, 24" manway, epoxy primer with a white urethane exterior finish paint, (2) 8" emergency vents.

Concrete:

12 x 12 pad for tank.

Compaction testing included.

Parts and equipment to include:

- Hose retractor with base with anchor and hanging hardware.
- Morrison Bros 6" overfill valve for 3" pipe, drop tubes, check valve, ball valve caps, covers, and 3" pipe and fittings for remote fill for ea product.
- Morrison Bros two product Remote fill for 3" pipe Gasoline with Vapor Recovery.
- Morrison Bros Clock gauge with alarm, Krueger Interstitial Gauge
- 2" product piping with fittings, fire safety valve, ball valves 304 Stainless Steel Sch 40

Terms and Conditions**Total \$141,901.50**

1. A signed change order will be required for any extras prior to proceeding.
2. Payment is due upon receipt of invoice per payment schedule.
3. Proposal estimate is valid for 30 days from issue date.
4. Assume that all existing electrical components, wiring and conduits can be used without modification.
5. Contractor is NOT responsible for damage to any on-site underground utilities not identified and/or located by owner.
6. Permit and Impact fees if applicable are not included in this estimate.
7. Any and all contamination discovered during excavation, handling of such, will be an extra charge.
8. Dewatering, sparging, sheet-piling, and any unforeseen underground obstructions will be an extra charge.

I have read, understand and agree to the above estimate and conditions contained within.

Responsible Party Name _____

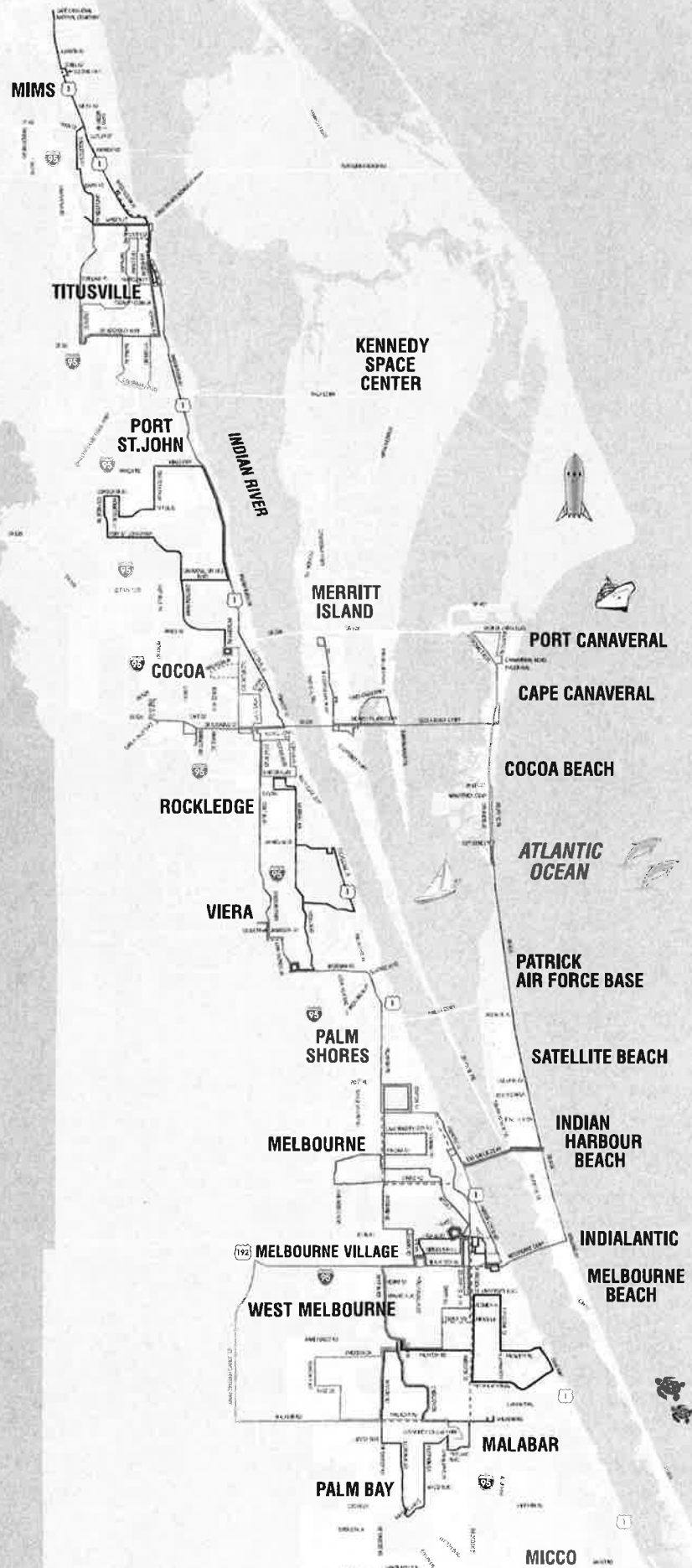
Signature _____

Date _____

Brevard County SYSTEM MAP

Effective 4/03/2021

- Route 1 – Titusville/Viera
- Route 2 – Titusville
- Route 3 – Merritt Island
- Route 4 – 520 Connector
- Route 5 – Titusville/Mims
- Route 6 – Cocoa/Rockledge
- Route 7 – Rockledge/Viera
- Route 8 – West Cocoa
- Route 9 – Cape Canaveral/Cocoa Beach
- Route 10 – Central Titusville
- Route 11 – Port St. John
- Route 20 – Heritage-West Melbourne
- Route 21 – Downtown Melbourne
- Route 22 – South Palm Bay
- Route 23 – West Palm Bay
- Route 24 – Melbourne
- Route 25 – Melbourne/Palm Bay
- Route 26 – South Beach
- Route 27 – East Palm Bay
- Route 28 – North Melbourne
- Route 29 – Melbourne/Viera
- Route 30 – South Beach Connector
- Route 33 – Eau Gallie Arts District



321Transit.com

New Website & App
Featuring Contactless
Mobile Ticketing

321Transit



**space
coast**
AREA TRANSIT

RideLine 321.633.1878
f t i n @321Transit



(e) Describe project components in detail. Please explain the challenges or difficulties that your agency will overcome if awarded these funds.

Will it be used to:

- Provide more hours of service?
- Expand service to a larger geographic area?
- Provide shorter headways?
- Provide more trips?
- To continue service or expand service?

Space Coast Area Transit currently has 29 cutaway buses, 3 of which are gas powered. We are in the process of purchasing additional gasoline powered buses: 7 E-450 cutaway buses through an existing Section 5310 grant and 5 Collins Transit (cutaway buses) through an existing Section 5307 grant. This will bring our total of gasoline buses to 15. We currently have two 1,000 gallon gasoline tanks, one at each terminal. With our current system we can only support 10 gasoline powered buses. Which would mean that we would have to increase our fuel delivery and reduce our service during emergency declarations or situations.

With this grant we would replace our existing tanks with 5,000 gallon tanks. This will not only allow us to meet our the fuel consumption for our existing 3 and 12 new gas powered buses, but allow more growth as we move more of our paratransit fleet from diesel powered vehicles to gasoline.

The larger gallon tanks will also be advantageous during declared emergencies when fuel deliveries can not be made, not only could we support all of our vehicles, we could assist other Section 5310 recipients in Brevard County with fuel.

While addressing the need for larger gasoline tanks, at the Cocoa Terminal we need to evaluate the soil conditions to determine the necessary fill material and compaction requirements to replace existing damaged concrete which covers the existing fuel island and is adjacent to the fuel tanks.

- (f) If this grant is not fully funded, can you still proceed with your transportation program? Explain.

Yes, this will not impact our regular service. We would need to increase the number of fuel deliveries we receive per month. The effects on our service during declared emergencies is unknown.

The evaluation of the soil conditions for the fill material and compaction requirements to replace existing damaged concrete at our facility in Cocoa, could lead to further damage to existing concrete and increase the chances of major renovations to the fuel island itself.

- (g) All Non-CTC Applicants: Have you met with the CTC and, if so, how are you providing a service they cannot? Provide detailed information supporting this determination. *Applications submitted without the appropriate CTC coordination agreement may be rejected by FDOT. Grant awards will not be made without an appropriate coordination agreement.*

Capital Requests Only

- (a) If this capital request includes equipment, please describe the purpose of the request.
- (b) If you are requesting a vehicle that requires a driver with a CDL:
 - Do you currently have an adequate number of CDL licensed drivers on staff to operate the requested vehicle(s)? If not, how will you ensure staffing needs are met?
- (c) If the requested vehicles or equipment will be used by a lessee or private operator under contract to the applicant agency, identify the proposed lessee/operator.
 - Include an equitable plan for distribution of vehicles/equipment to lessees and/or private operators.

(a) The purpose of this capital request is to purchase and install two 5,000 gallon gasoline fuel tanks, to replace the current 1,000 gallon gasoline tanks at each of our Transit Terminals. In addition, complete an evaluation of existing soil conditions determine the fill materials and compaction requirements to repair damaged concrete which covers the fuel lines.

(b) We are not requesting any vehicles.

(c) The newly purchased equipment will not be used be a lessee or private operator under contract.

Preventive Maintenance Requests Only

Note: Applicants applying for preventative maintenance costs must have a District-approved Preventative Maintenance (PM) Plan and a cost allocation plan if maintenance activities are performed in-house.

- (a) Please specify Period of Performance (should not exceed one (1) year)
- (b) Please include a list of general PM activities to take place with the funding
- (c) Please list useful life for purchase of any items over \$5,000
- (d) Funding Request Amount for Preventative Maintenance: _____

Form B-1: Financial Capacity – Proposed Budget for Transportation Program

Estimated Transportation Program Operating & Administrative Expenses		
<i>Year of Anticipated Award</i>		
Code	Object Class	Amount
5010	Labor	\$
5015	Fringe Benefits	\$
5020	Services	\$
5030	Materials and Supplies	\$
5040	Utilities	\$
5050	Casualty and Liability Costs	\$
5060	Taxes	\$
5100	Purchased Transportation	\$
5090	Miscellaneous	\$
5230	Capital Leases	\$
5260	Depreciation	\$
-	Other	\$
Grand Total All Expenses		Refer to attachment \$

Expenses are detailed in the attached approved budget.

Estimated Transportation Program Operating & Administrative Revenues		
<i>Year of Anticipated Award</i>		
Code	Object Class	Amount
4111	Passenger-Paid Fares	\$
4112	Organization-Paid Fares	\$
4310	General Revenues of the Local Government	\$
4390	Other Local Funds	\$
4420	State Transportation Fund	\$
4500	Federal Funds	\$
4610	Contributed Services	\$
4630	Sales and Disposals of Assets	\$
-	Other	\$
Grand Total All Revenues		Refer to attachment. \$

Revenues are detailed in the attached approved budget.

TRANSIT SERVICES DEPARTMENT SUMMARY

MISSION STATEMENT:

To provide quality transportation services that meets the needs of the public and enhances the quality of life for the community.

PROGRAMS AND SERVICES:

ACCOMPLISHMENTS, INITIATIVES, TRENDS AND ISSUES AND SERVICE LEVEL IMPACTS:

Bus Operations:

Accomplishments:

- 35 peak vehicles on 23 Fixed Routes providing 2,054,261 passenger trips last year
- 33 peak vehicles on 33 Paratransit routes providing Transportation Disadvantaged, A D A contract and Volunteers in Motions services; for a total of 126,428 trips
- 71 peak vehicles in Commuter and Human Services agency vanpools with 216,612 trips provided
- Provided over 149,072 hours of revenue services on all buses
- Added 2 new paratransit routes to meet demand for additional senior and disabled transportation
- Hosted 7th annual Tourism and Transit Summit in Cape Canaveral with over 280 government and business leaders, other stakeholders, and staff attending
- "Ride with Jim" event has continued to be very popular, with Assistant County Manager interacting with citizens and educating them about different County Departments and Transit Services
- Steady increase in revenue for bus wrap contract advertising: total revenue of \$284,529 in Fiscal Year 2019, an increase of 13% over the previous year
- Awarded new Vanpool Management contract to Commute With Enterprise
- Awarded new General Planning Consultant contract to Tindale-Oliver and Associates
- Awarded new Intelligent Transportation Systems contract to E T A Transit
- Completed new Title VI Plan for F T A
- Completed Federal Transit Administration Comprehensive Review

Initiatives:

- Composing Public Transportation Agency Safety Plan (P T A S P) in response to new federal requirement
- Preparation for County Internal Audit
- Preparation for Florida D O T Triennial Review

Trends and Issues:

The COVID-19 pandemic has had a big impact on our service, with stay at home orders and closures affecting important segments of our riders, like the Adult Day Training Centers, seniors, restaurants, hotels-hospitality workers, retail stores and vanpoolers. We estimate the total system ridership is down by more than half of normal. We have made numerous service cuts and are currently running Saturday Fixed Route service on weekdays. Long-term effects of COVID Virus impact on ridership, driver availability, farebox and advertising revenue are uncertain. The Federal Transit Administration CARES Act support of \$17,872,063 is expected to greatly help us with Operating costs, especially wages and benefits through Fiscal Year 2021. This should enable the department to avoid layoffs and hire additional drivers for the 3 new bus routes. It will also pay for preventive maintenance, personal protective equipment and other expenses related to the virus. This would also be a strategic time to make a name change from Space Coast Area Transit (S C A T) to 321 Transit, and the expenses associated with the change. The need for County General Fund and Florida D O T grants will be reduced but not eliminated.

Service Level Impacts:

- Addition of 3 new Fixed Routes in Fiscal Year 2020-2021, funded by the CARES Act

Transit Capital:

Accomplishments:

- Improvements to Cocoa Transit Center on South Varr Avenue in Cocoa
- Installed bus shelter in West Melbourne
- Received new buses: (2) 35 ft. Gillig trolleys, (4) 30 ft. Freightliners, (3) 24 ft. Ford E-450's
- Awarded new Intelligent Transportation Systems contract to ETA Transit
- Cocoa fueling station upgrades
- Cocoa administration building A/C replacement
- Award of new Vehicle Maintenance contract

Initiatives:

- Bus shelter installations in Viera, Satellite Beach, Merritt Island, Cape Canaveral, Rockledge, Melbourne
- Implementation of Intelligent Transportation Systems hardware and modules: Automatic Vehicle Locating, Paratransit Scheduling, Real Time Passenger Information, Automatic Passenger Counting, Automatic Stop Announcements, wi-fi on buses, etc.
- Begin demolition of the condemned building on King Street in Cocoa for expanded employee parking at the Cocoa terminal
- Melbourne and Cocoa administration building upgrades
- Purchase of new small buses
- Continue to upgrade and modernize the vanpool fleet with contractor

- Continue to bring bus stops into A D A compliance, working with private contractors to install bus benches

Trends and Issues:

- Continuing effects of COVID-19
- Anticipate CARES Act additional funding

Service Level Impacts:

Additional CARES Act funding will allow for barriers to be installed to protect drivers, retrofit cloth seats to a material that can be cleaned and sanitized and will allow existing funding to be reallocated to other projects.

TRANSIT SERVICES DEPARTMENT: SUMMARY

Transit Services Department Revenue & Expense Category	Actual F Y 2018- 2019	Final Budget F Y 2019- 2020	Adopted Budget F Y 2020- 2021	Difference	% Change
Taxes Revenue	\$0	\$0	\$0	\$0	0.00%
Permits, Fees & Special Assessment Revenue	\$0	\$0	\$0	\$0	0.00%
Intergovernmental Revenue	\$9,636,929	\$34,463,451	\$39,802,064	\$5,338,613	15.49%
Charges for Services Revenue	\$1,790,834	\$1,886,000	\$1,827,000	-\$59,000	-3.13%
Fines and Forfeits Revenue	\$0	\$0	\$0	\$0	0.00%
Miscellaneous Revenue	\$141,896	\$20,000	\$0	-\$20,000	100.00%
Statutory Reduction	\$0	-\$1,818,473	-\$2,081,480	-\$263,007	14.46%
Total Operating Revenues	\$11,569,659	\$34,550,978	\$39,547,584	\$4,996,606	14.46%
Balance Forward Revenue	\$649,652	\$520,686	\$117,442	-\$403,244	-77.44%
Transfers - General Revenue	\$1,938,280	\$2,176,653	\$1,699,155	-\$477,498	-21.94%
Transfers - Other Revenue	\$0	\$0	\$0	\$0	0.00%
Other Finance Source Revenue	\$0	\$0	\$0	\$0	0.00%
Total Non-Operating Revenues	\$2,587,932	\$2,697,339	\$1,816,597	-\$880,742	-32.65%
TOTAL REVENUES	\$14,157,591	\$37,248,317	\$41,364,181	\$4,115,864	11.05%
Compensation and Benefits Expense	\$6,526,874	\$7,478,824	\$7,974,591	\$495,767	6.63%
Operating Expense	\$6,546,895	\$17,443,099	\$23,700,397	\$6,257,298	35.87%
Capital Outlay Expense	\$268,564	\$7,967,571	\$6,082,455	\$1,885,116	-23.66%
Operating Expenditures	\$13,342,333	\$32,889,494	\$37,757,443	\$4,867,949	14.80%
C I P Expense	\$294,574	\$4,358,823	\$3,606,738	-\$752,085	-17.25%
Debt Service Expense	\$0	\$0	\$0	\$0	0.00%
Reserves-Operating Expense	\$0	\$0	\$0	\$0	0.00%
Reserves - Capital Expense	\$0	\$0	\$0	\$0	0.00%

Transit Services Department Revenue & Expense Category	Actual F Y 2018- 2019	Final Budget F Y 2019- 2020	Adopted Budget F Y 2020- 2021	Difference	% Change
Reserves - Restricted Expense	\$0	\$0	\$0	\$0	0.00%
Grants and Aid Expense	\$0	\$0	\$0	\$0	0.00%
Transfers Expense	\$0	\$0	\$0	\$0	0.00%
Total Non-Operating Expenses	\$294,574	\$4,358,823	\$3,606,738	-\$752,085	-17.25%
TOTAL EXPENDITURES	\$13,636,907	\$37,248,317	\$41,364,181	\$4,115,864	11.05%

TRANSIT SERVICES DEPARTMENT: BUS OPERATIONS

Bus Operations Program Revenue & Expense Category	Actual F Y 2018- 2019	Final Budget F Y 2019- 2020	Adopted Budget F Y 2020- 2021	Difference	% Change
Taxes Revenue	\$0	\$0	\$0	\$0	0.00%
Permits, Fees & Special Assessments Revenue	\$0	\$0	\$0	\$0	0.00%
Intergovernmental Revenue	\$3,060,144	\$10,538,992	\$17,378,009	\$6,839,017	64.89%
Charges for Services Revenue	\$1,790,834	\$1,886,000	\$1,827,000	-\$59,000	-3.13%
Fines and Forfeits Revenue	\$0	\$0	\$0	\$0	0.00%
Miscellaneous Revenue	\$12,176	\$20,000	\$0	-\$20,000	100.00%
Statutory Reduction	\$0	-\$622,249	-\$960,276	-\$338,027	54.32%
Total Operating Revenues	\$4,863,155	\$11,822,743	\$18,244,733	\$6,421,990	54.32%
Balance Forward Revenue	\$544,455	\$336,343	\$0	-\$336,343	100.00%
Transfers - General Revenue	\$1,938,280	\$2,176,653	\$1,699,155	-\$477,498	-21.94%
Transfers - Other Revenue	\$2,191,379	\$303,212	\$0	-\$303,212	100.00%
Other Finance Source Revenue	\$0	\$0	\$0	\$0	0.00%
Non-Operating Revenues	\$4,674,114	\$2,816,208	\$1,699,155	\$1,117,053	-39.67%

Bus Operations Program Revenue & Expense Category	Actual F Y 2018- 2019	Final Budget F Y 2019- 2020	Adopted Budget F Y 2020- 2021	Difference	% Change
<i>TOTAL REVENUES</i>	\$9,537,269	\$14,638,951	\$19,943,888	\$5,304,937	36.24%
Compensation and Benefits Expense	\$6,526,874	\$7,478,824	\$7,974,591	\$495,767	6.63%
Operating Expense	\$2,684,651	\$7,082,827	\$11,891,997	\$4,809,170	67.90%
Capital Outlay Expense	\$115	\$0	\$0	\$0	0.00%
<i>Operating Expenses</i>	\$9,211,640	\$14,561,651	\$19,866,588	\$5,304,937	36.43%
C I P Expense	-\$10,714	\$77,300	\$77,300	\$0	0.00%
Debt Service Expense	\$0	\$0	\$0	\$0	0.00%
Reserves-Operating Expense	\$0	\$0	\$0	\$0	0.00%
Reserves - Capital Expense	\$0	\$0	\$0	\$0	0.00%
Reserves - Restricted Expense	\$0	\$0	\$0	\$0	0.00%
Grants and Aid Expense	\$0	\$0	\$0	\$0	0.00%
Transfers Expense	\$0	\$0	\$0	\$0	0.00%
<i>Non-Operating Expenses</i>	-\$10,714	\$77,300	\$77,300	\$0	0.00%
<i>TOTAL EXPENSES</i>	\$9,200,926	\$14,638,951	\$19,943,888	\$5,304,937	36.24%

BUS OPERATIONS: BUDGET VARIANCES

Bus Operations Program Revenue and Expense Category	Variance	% Variance	Explanation
Taxes Revenue	\$0	0.00%	
Permits, Fees & Special Assessments Revenue	\$0	0.00%	
Intergovernmental Revenue	\$6,839,017	64.89%	Primarily Associated with the CARES Act Operating Assistance Grant
Charges for Services Revenue	-\$59,000	-3.13%	Attributable to anticipated reductions in Farebox Revenue in Fiscal Year 2021 as a result of a decrease in ridership which is offset by an anticipated increases in advertisement revenue based marketing performance projections
Fines and Forfeits Revenue	\$0	0.00%	
Miscellaneous Revenue	-\$20,000	-100.00%	Associated with a decrease in Surplus Sales due to a vehicle auction that was delayed because of the COVID-19 pandemic
Statutory Reduction	-\$338,027	54.32%	Corresponds with changes in Operating Revenue
Balance Forward Revenue	-\$336,343	-100.00%	Associated with Balance Forward in Fiscal Year 2020 that was generated from personnel expenditures that were allocated to grants, this will not be carried forward in Fiscal Year 2021
Transfers - General Revenue	-\$477,498	-21.94%	Attributable to the receipt of CARES Act grant funding in Fiscal Year 2020 and Fiscal Year 2021 resulting in less reliance on General Fund support for local matches for State grants
Transfers - Other Revenue	-\$303,212	-100.00%	Attributable to the reduction in transfers between funds within the department associated with the elimination of Federal grant operating assistance transfer in Fiscal Year 2021
Other Finance Source Revenue	\$0	0.00%	

Bus Operations Program Revenue and Expense Category	Variance	% Variance	Explanation
Compensation and Benefits Expense	\$495,767	6.63%	Associated with Cost of Living Adjustments, FRS rate increases, and the addition of new positions related to three new routes starting in Fiscal Year 2021
Operating Expense	\$4,809,170	67.90%	Attributable to increased Operating Expenses related to Other Contracted Services, Operating Supplies and Repair and Maintenance to satisfy local match requirements for State grants resulting from the reallocation of Compensation and Benefits expenditures due to the receipt of CARES Act funding
Capital Outlay Expense	\$0	0.00%	
Grants and Aid Expense	\$0	0.00%	
C I P Expense	\$0	0.00%	
Debt Service Expense	\$0	0.00%	
Reserves-Operating Expense	\$0	0.00%	
Reserves - Capital Expense	\$0	0.00%	
Reserves - Restricted Expense	\$0	0.00%	
Transfers Expense	\$0	0.00%	

TRANSIT SERVICES DEPARTMENT: TRANSIT CAPITAL

Transit Capital Program Revenue & Expense Category	Actual F Y 2018- 2019	Final Budget F Y 2019- 2020	Adopted Budget F Y 2020- 2021	Difference	% Change
Taxes Revenue	\$0	\$0	\$0	\$0	0.00%
Permits, Fees & Special Assessments Revenue	\$0	\$0	\$0	\$0	0.00%
Intergovernmental Revenue	\$6,576,784	\$23,924,459	\$22,424,055	-\$1,500,404	-6.27%
Charges for Services Revenue	\$0	\$0	\$0	\$0	0.00%
Fines and Forfeits Revenue	\$0	\$0	\$0	\$0	0.00%

Transit Capital Program Revenue & Expense Category	Actual F Y 2018- 2019	Final Budget F Y 2019- 2020	Adopted Budget F Y 2020- 2021	Difference	% Change
Miscellaneous Revenue	\$129,720	\$0	\$0	\$0	0.00%
Statutory Reduction	\$0	-\$1,196,224	-\$1,121,204	\$75,020	-6.27%
Total Operating Revenues	\$6,706,504	\$22,728,235	\$21,302,851	-\$1,425,384	-6.27%
Balance Forward Revenue	\$105,197	\$184,343	\$117,442	-\$66,901	-36.29%
Transfers - General Revenue	\$0	\$0	\$0	\$0	0.00%
Transfers - Other Revenue	\$2,191,379	-\$303,212	\$0	\$303,212	100.00%
Other Finance Source Revenue	\$0	\$0	\$0	\$0	0.00%
Non-Operating Revenues	\$2,086,182	-\$118,869	\$117,442	\$236,311	198.80%
TOTAL REVENUES	\$4,620,322	\$22,609,366	\$21,420,293	-\$1,189,073	-5.26%
Compensation and Benefits Expense	\$0	\$0	\$0	\$0	0.00%
Operating Expense	\$3,862,244	\$10,360,272	\$11,808,400	\$1,448,128	13.98%
Capital Outlay Expense	\$268,450	\$7,967,571	\$6,082,455	-\$1,885,116	-23.66%
Operating Expenses	\$4,130,693	\$18,327,843	\$17,890,855	-\$436,988	-2.38%
C I P Expense	\$305,288	\$4,281,523	\$3,529,438	-\$752,085	-17.57%
Debt Service Expense	\$0	\$0	\$0	\$0	0.00%
Reserves-Operating Expense	\$0	\$0	\$0	\$0	0.00%
Reserves - Capital Expense	\$0	\$0	\$0	\$0	0.00%
Reserves - Restricted Expense	\$0	\$0	\$0	\$0	0.00%
Grants and Aid Expense	\$0	\$0	\$0	\$0	0.00%
Transfers Expense	\$0	\$0	\$0	\$0	0.00%
Non-Operating Expenses	\$305,288	\$4,281,523	\$3,529,438	-\$752,085	-17.57%
TOTAL EXPENSES	\$4,435,981	\$22,609,366	\$21,420,293	-\$1,189,073	-5.26%

TRANSIT CAPITAL: BUDGET VARIANCES

Transit Capital Program Revenue and Expense Category	Variance	% Variance	Explanation
Taxes Revenue	\$0	0.00%	
Permits, Fees & Special Assessments Revenue	\$0	0.00%	
Intergovernmental Revenue	\$1,500,404	-6.27%	Associated with grants that are closed and will not be carried into Fiscal Year 2021
Charges for Services Revenue	\$0	0.00%	
Fines and Forfeits Revenue	\$0	0.00%	
Miscellaneous Revenue	\$0	0.00%	
Statutory Reduction	\$75,020	-6.27%	Corresponds with the changes in Operating Revenue
Balance Forward Revenue	-\$66,901	-36.29%	Associated with the utilization of Balance Forward as local match for State grants
Transfers - General Revenue	\$0	0.00%	
Transfers - Other Revenue	\$303,212	-100.00%	Attributable to the elimination of Federal grant operating assistance transfer in Fiscal Year 2021, which is not required due to the CARES Act funding received
Other Finance Source Revenue	\$0	0.00%	
Compensation and Benefits Expense	\$0	0.00%	
Operating Expense	\$1,448,128	13.98%	Attributable to the realignment of Operating expenditures to maximize usage of the Federal CARES Act grant revenue
Capital Outlay Expense	\$1,885,116	-23.66%	Primarily attributable to the completion of several bus purchases in Fiscal Year 2020 and a projection of less capital needs in Fiscal Year 2021 associated with buses and other Capital needs
Grants and Aid Expense	\$0	0.00%	

Transit Capital Program Revenue and Expense Category	Variance	% Variance	Explanation
C I P Expense	-\$752,085	-17.57%	Associated with the realignment of grants to projects that are not capital projects such as replacement of air conditioning units
Debt Service Expense	\$0	0.00%	
Reserves-Operating Expense	\$0	0.00%	
Reserves - Capital Expense	\$0	0.00%	
Reserves - Restricted Expense	\$0	0.00%	
Transfers Expense	\$0	0.00%	

**TRANSIT SERVICES
PERFORMANCE MEASURES**

PROGRAM	OBJECTIVE	MEASURE	ACTUAL F Y 2018- 2019	ESTIMATED F Y 2019-2020	PROJECTED F Y 2020-2021
Bus Operations	Plan and maintain infrastructure and improve the transportation network	Trips Provided (fixed route)	2,054,268	2,162,723	2,130,000
Bus Operations	Plan and maintain infrastructure and improve the transportation network	Trips Provided (paratransit)	126,428	130,000	130,000
Bus Operations	Deliver Excellent Customer Service	Complaints per 10,000 boardings	28	23	25
Bus Operations	Effective and Efficient Operations	Revenue Miles between service interruptions (fixed route)	38,528	45,000	40,000
Bus Operations	Effective and Efficient Operations	Revenue Miles between service interruptions (paratransit)	34,940	34,000	35,000
Bus Operations	Effective Volunteer Program	Volunteer Hours Donated	3,507	4,500	4,000
Bus Operations	Enhance the Employee Innovation Program	Training Hours Attended	3,620	5,000	4,000
Bus Operations	Enhance the Employee Innovation Program	Farebox Revenue	\$685,226	\$845,000	\$700,000
Bus Operations	Enhance the Employee Innovation Program	Pass Book Fares	\$274,613	\$275,000	\$275,000

**TRANSIT SERVICES DEPARTMENT
PROGRAM SERVICE CHANGE JUSTIFICATION**

Program: Bus Operations

Service Change Title: Fixed Route Expansion

Location/Area: Countywide

Level	Is it Mandated?	References
Federal Law	No	Not Applicable
State Statute	No	Not Applicable
Voter Referendum	No	Not Applicable
County Ordinance	No	Not Applicable
County Policy/Administrative Order	No	Not Applicable

Service Change Description:

Addition of three fixed routes

Justification of Need/Alternative Funding Statement:

Central Titusville: Currently Route 2 travels the perimeter of the city; requests for much needed services to DeLeon Avenue and Barna Avenue. South Beach Connector: Currently Route 26 has a two hour round trip from Melbourne Airport to Cocoa Beach; keep Route 26 beachside with a new connector route across Melbourne and Eau Gallie Causeways to Airport, also increases service to Eau Gallie Arts District. Port St. John: There is currently no service here.

Outcome of Service Change:

With the addition of the three new fixed routes, more citizens will have a better opportunity for transportation to work, medical appointments, school, shopping and other activities.

Fiscal Impact

Funding source: Federal Grant

Expenditure Type	Is this a recurring expense?	Total
Compensation and Benefits	Yes	\$515,152
Operating Expenses	Yes	\$329,195
Capital Outlay	Not Applicable	\$0
Total Expenditures		\$844,347

Revenues generated as a result of this Service Change: \$73,378

Personnel Impact: 7

**TRANSIT SERVICES DEPARTMENT
PROGRAM SERVICE CHANGE JUSTIFICATION**

Program: Bus Operations

Service Change Title: Mobility Manager

Location/Area: Countywide

Level	Is it Mandated?	References
Federal Law	No	Not Applicable
State Statute	No	Not Applicable
Voter Referendum	No	Not Applicable
County Ordinance	No	Not Applicable
County Policy/Administrative Order	No	Not Applicable

Service Change Description:

New Mobility Manager position

Justification of Need/Alternative Funding Statement:

Our vanpool ridership statistics submitted to the Federal National Transit Database (NTD) have been challenged. The Federal Transit Administration has reviewed and recommended changes to the Human Service Agency vanpool program in order for vans leased to Human Service Agencies to continue to qualify as public transportation as defined by Federal Transit Administration grant requirement. The corrective action is to hire a Mobility Manager and dispatch paratransit trips in a brokerage system to the Human Service Agencies. If this corrective action is not taken, loss of future federal funding for the vanpool could occur.

Outcome of Service Change:

Will be in compliance with the Federal Transit Administration regulations, and be able to count the trips in our annual National Transit Database vanpool/paratransit reporting.

Fiscal Impact

Funding source: Federal Grant

Expenditure Type	Is this a recurring expense?	Total
Compensation and Benefits	Yes	\$77,903
Operating Expenses	Not Applicable	
Capital Outlay	Not Applicable	\$0
Total Expenditures		\$77,903

Revenues generated as a result of this Service Change: \$0

Personnel Impact: 1

**TRANSIT SERVICES DEPARTMENT
FISCAL YEAR 2020-2021 TRAVEL A&B SUMMARY**

Program Name	Description	Position	Destination	Funding Source	Total Cost
Transit Capital	F P T A Annual Meeting	Staff	T B D	Charges For Services	\$3,500
Transit Capital	State Bus Roadeo	Staff	T B D	Charges For Services	\$300
Transit Capital	State Paratransit Roadeo	Staff	T B D	Charges For Services	\$300
Transit Capital	F P T A Quarterly Meetings	Staff	T B D	Charges For Services	\$500
Transit Capital	F T A Region I V Meeting	Administrative Staff	Atlanta, Georgia	Grants	\$5,000
Transit Capital	F T A Training	Administrative Staff	T B D	Grants	\$10,000
Transit Capital	Motor Vehicle Tester Training	Safety Officer	T B D	Grants	\$3,100
Total Funded For Department					\$22,700

**TRANSIT SERVICES DEPARTMENT
FISCAL YEAR 2020-2021 CAPITAL OUTLAY SUMMARY**

Program Name	Description	Quantity	Unit Cost	Funding Source	Total Cost
Transit Capital	35 Foot Gilligs	3	\$506,714	Grant Revenue	\$1,520,142
Transit Capital	28 Foot Freightliners	1	\$322,641	Grant Revenue	\$322,641
Transit Capital	35 Foot Hybrid Buses	2	\$559,904	Grant Revenue	\$1,119,807
Transit Capital	Mobile Fare Equipment	158	\$7,947	Grant Revenue	\$1,255,619
Transit Capital	Intelligent Transportation	1	\$1,550,000	Grant Revenue	\$1,550,000
Transit Capital	Mobile Radios	22	\$5,449	Grant Revenue	\$119,868
Transit Capital	Security Equipment	4	\$10,509	Grant Revenue	\$42,034
Transit Capital	Sport Utility Vehicle	1	\$35,000	Grant Revenue	\$35,000
Transit Capital	Computers Hardware	94	\$1,248	Grant Revenue	\$117,344
Total Funded For Department					\$6,082,455

Special Note:

In accordance with Brevard County Board of County Commissioners' Policy BCC-24, Procurement, this form satisfies Directive III. E. 4., requiring a detailed list of approved capital outlay items and equipment to be reviewed and approved by the Board during the Budget process.

**TRANSIT SERVICES DEPARTMENT
FISCAL YEAR 2020-2021 CAPITAL IMPROVEMENTS PROGRAM**

Program Name	Description	Funding Source	Total Cost
Transit Capital	Bus Shelters	Grant Revenue	\$1,345,584
Transit Capital	Parking Lot - Cocoa	Grant Revenue	\$700,000
Transit Capital	Melbourne Terminal Renovations	Grant Revenue	\$143,415
Transit Capital	Generator - Cocoa	Grant Revenue	\$150,000
Transit Capital	Modular Restroom/Terminal Renovations - Cocoa	Grant Revenue	\$535,000
Transit Capital	Security - Transit Terminals	Grant Revenue	\$200,200
Transit Capital	Demolish Veteran's Building and Construct New Parking Lot - Cocoa	Grant Revenue	\$455,239
Transit Capital	Office Renovations - Cocoa	Grant Revenue	\$77,300
Total Funded For Department			\$3,606,738

Proof of Local Match - Operating Projects

Operating Project Total: \$

Match Source	Amount
	\$
	\$
	\$
	\$
	\$
	\$

Operating Match Total: \$
50% of Operating Project Total

Proof of Local Match – Capital Projects

Capital Project Total: \$573,878

Match Source	Amount
Sale of Surplus Equipment	\$57,388
	\$
	\$
	\$
	\$
	\$

Capital Match Total: \$57,388
10% of Capital Project Total

Attach documentation of match funds directly after this page. Proof may consist of, but not be limited to:

- *Transportation Disadvantaged (TD) Allocation*
- *Letter on official letterhead from the applicant's CEO attesting to match availability and commitment,*
- *Written statements from county commissions, state agencies, city managers, mayors, town councils, organizations, accounting firms and financial institutions.*

Signature

Terry Jordan, Interim Transit Services Director

Typed Name and Title of Authorized Representative

May 4, 2021

Date

Form B-2: Operations Phase- Estimate of Project Costs by Budget Category

Budget Category	Local	Federal	Total
Salaries			
Fringe Benefits			
Contractual Services			
Travel			
Other Direct Costs			
Indirect Costs			
Totals	\$	\$	\$

Budget category amounts are estimates. While the contract is active, amounts can be shifted between items without amendment (because they are all within the Operations Phase), but the revised budget must be submitted to the District to be approved and updated in the Florida Accountability Contract Tracking System (FACTS).

Cost Reimbursement

The Agency will submit invoices for cost reimbursement on a:

- ☐ Monthly
☐ Quarterly
☐ Other: _____

basis upon the approval of the deliverables including the expenditure detail provided by the Agency.

Form B-3: Capital Request Form

To identify vehicle type and estimate cost visit <http://tripsflorida.org/>

All vehicle requests must be supported with a completed sample order form in order to generate a more accurate estimating of the vehicle cost. The order form can be obtained from <http://www.tripsflorida.org/contracts.html>

1. Select Desired Vehicle (Cutaway, Minibus etc.)
2. Choose Vendor (use drop down arrow next to vendor name to see information)
3. Select Order Packet
4. Complete Exhibit A (Order Form)

The Florida Department of Management Services Contract can be found at [Florida Department of Management DMS](#)

Vehicle Request

Replacement (R) or Expansion (E)	Fuel Type	Useful Life	Description/ Vehicle Type	Quantity	Estimated Cost (from Order Form)
Not Applicable					
				Subtotal	\$

* Under Description/Vehicle Type, include the length and type vehicle, lift or ramp, number of seats and wheelchair positions. For example, 22' gasoline bus with lift, twelve (12) ambulatory seats, and two (2) wheelchair positions. Please note, in this example, if both wheelchair positions are occupied the ambulatory seats will be reduced to eight (8). Any bus options that are part of purchasing the bus itself should be part of the vehicle request and NOT separated out under equipment.

Replacement Vehicles (R)

If the capital request includes replacement vehicles, please list the vehicles in your current fleet that you are intending to replace with the vehicle from your vehicle request. Please list by order of priority.

FDOT Control #	VIN	Year	Make	Model	Mileage
Not Applicable					

Equipment Request

If item requested is after-market, it is recommended to gather and retain at least two estimates for the equipment requested. Purchases must be approved at the local level and follow the [Procurement Guidelines](#). Note: this section is for equipment NOT requested as part of a vehicle purchase.

Description	Useful Life	Quantity	Estimated Cost
5,000 gallon above ground cylindrical double wall fire guard storage tanks	20 years	2	\$315,445
		Subtotal	\$ 315,445

* List the number of items and provide a brief description (i.e. two-way or stereo radio, computer hardware/software, etc.)

Preventative Maintenance Request

FDOT Control #	Description of Maintenance Expense	Estimated Cost
	Subtotal	\$

\$ + \$ + \$ = \$

Vehicle Subtotal	Plus	Equipment Subtotal	Plus	Preventative Maintenance Subtotal	Equals	Capital Project Cost Total
------------------	------	--------------------	------	-----------------------------------	--------	----------------------------

\$ 573,878 * 0.8 = \$ 459,103

Capital Project Cost Total	Multiplied by	80%	Equals	Federal Request Form 424, Block 18 (a)
----------------------------	---------------	-----	--------	--

BUS INVENTORY

Location	SCAT	Year	Asset Mgmt	Fuel	Model	Engine	Transmission	VIN Number	Plate	Length	Doors	Seats & WC Positions	Lift	Fare Box	Camera	Sign	Grant Purchased	Eligible Retire Date	Scheduled Retire Date	Life Miles 09/25/2020
South	2211	2011	3330185	Dsl	Glaval Titan II	6.6L Duramax	GM Hydro	1G89G5AL4A1181855	TC6928	23'	1	14+6	Braun	Diamond	Apollo 4	None	FTA	2016	2020	211,606
South	2212	2011	3330189	Dsl	Glaval Titan II	6.6L Duramax	GM Hydro	1G89G5AL2A1183460	TC6933	23'	1	14+6	Braun	Diamond	Apollo 4	None	FTA	2016	2022	237,140
North	2213	2011	3330186	Dsl	Glaval Titan II	6.6L Duramax	GM Hydro	1G89G5AL3A1183600	TC6927	23'	1	14+6	Braun	Diamond	Apollo 4	None	FTA	2016	2020	238,206
South	2214	2011	3330190	Dsl	Glaval Titan II	6.6L Duramax	GM Hydro	1G89G5AL8A1183687	TC6934	23'	1	14+6	Braun	Diamond	Apollo 4	None	FTA	2016	2023	226,979
South	2215	2011	3330187	Dsl	Glaval Titan II	6.6L Duramax	GM Hydro	1G89G5AL7A1183860	TC6931	23'	1	14+6	Braun	Diamond	Apollo 4	None	FTA	2016	2020	247,848
South	2216	2011	3330191	Dsl	Glaval Titan II	6.6L Duramax	GM Hydro	1G89G5AL5A1184151	TC6930	23'	1	14+6	Braun	Diamond	Apollo 4	None	FTA	2016	2020	261,762
North	2218	2011	3330192	Dsl	Glaval Titan II	6.6L Duramax	GM Hydro	1G89G5ALXA1184241	TC6932	23'	1	14+6	Braun	Diamond	Apollo 4	None	FTA	2016	2021	194,159
South	2321	2012	3330210	Dsl	Glaval Titan II	6.6L Duramax	GM Hydro	1G86G5BL2C1161026	TC9765	23'	1	15+4	Braun	Diamond	Apollo 4	None	FTA	2017	2021	246,676
South	2322	2012	3330211	Dsl	Glaval Titan II	6.6L Duramax	GM Hydro	1G86G5BLXC1180732	TC9766	23'	1	15+4	Braun	Diamond	Apollo 4	None	FTA	2017	2020	245,159
South	2324	2012	3330214	Dsl	Glaval Titan II	6.6L Duramax	GM Hydro	1G86G5BL2C1180658	TC9768	23'	1	15+4	Braun	Diamond	Apollo 4	None	FTA	2017	2022	239,072
South	2325	2012	3330213	Dsl	Glaval Titan II	6.6L Duramax	GM Hydro	1G86G5BL2C1181051	TC9769	23'	1	15+4	Braun	Diamond	Apollo 4	None	FTA	2017	2020	254,387
North	2326	2012	3330215	Dsl	Glaval Titan II	6.6L Duramax	GM Hydro	1G86G5BL7C1181062	TC9770	23'	1	15+4	Braun	Diamond	Apollo 4	None	FTA	2017	2020	275,382
North	2327	2012	3330212	Dsl	Glaval Titan II	6.6L Duramax	GM Hydro	1G86G5BLXC1181542	TC9771	23'	1	15+4	Braun	Diamond	Apollo 4	None	FTA	2017	2022	232,628
South	2332	2012	3330217	Dsl	Glaval Titan II	6.6L Duramax	GM Hydro	1G86G5BL3C1184749	TC9774	23'	1	15+4	Braun	Diamond	Apollo 4	None	FTA	2017	2020	235,109
North	2401	2019	3330248	Gas	Ford E450 Turtle Top	6.8L V10	Torqueshift 6 Speed	1FDFF4F53KDC43868	TH7756	24'	1	14+4	Braun NCL1000	Diamond	Apollo HD 7	None	5310	2024	2026	12,482
North	2402	2019	3330249	Gas	Ford E450 Turtle Top	6.8L V10	Torqueshift 6 Speed	1FDFF4F55KDC43869	TH7754	24'	1	14+4	Braun NCL1000	Diamond	Apollo HD 7	None	5310	2024	2026	11,425
North	2403	2019	3330250	Gas	Ford E450 Turtle Top	6.8L V10	Torqueshift 6 Speed	1FDFF4F51KDC43870	TH7755	24'	1	14+4	Braun NCL1000	Diamond	Apollo HD 7	None	5310	2024	2026	9,747
North	2811	2013	3330219	Dsl	Champion Int'l -Def	MaxxFace 7	Allison	SWEXWSKK2DH418829	TD0735	28'	1	20+6	Braun	Diamond	Apollo 4	Twin Vision	FTA	2018	2023	190,180
North	2812	2013	3330226	Dsl	Champion Int'l -Def	MaxxFace 7	Allison	SWEXWSKK6DH418834	TD0734	28'	1	20+6	Braun	Diamond	Apollo 4	Twin Vision	FTA	2018	2021	189,510
North	2813	2013	3330220	Dsl	Champion Int'l -Def	MaxxFace 7	Allison	SWEXWSKK8DH418835	TD0728	28'	1	20+6	Braun	Diamond	Apollo 4	Twin Vision	FTA	2018	2022	187,484
North	2814	2013	3330221	Dsl	Champion Int'l -Def	MaxxFace 7	Allison	SWEXWSKK2DH418832	TD0733	28'	1	20+6	Braun	Diamond	Apollo 4	Twin Vision	FTA	2018	2022	191,933
North	2816	2013	3330224	Dsl	Champion Int'l -Def	MaxxFace 7	Allison	SWEXWSKK0DH418828	TD0727	28'	1	20+6	Braun	Diamond	Apollo 4	Twin Vision	FTA	2018	2023	186,751
North	2817	2013	3330222	Dsl	Champion Int'l -Def	MaxxFace 7	Allison	SWEXWSKK0DH418831	TD0732	28'	1	20+6	Braun	Diamond	Apollo 4	Twin Vision	FTA	2018	2021	217,876

BUS INVENTORY

Location	SCAT	Year	Asset Mgmt	Fuel	Model	Engine	Transmission	VIN Number	Plate	Length	Doors	Seats & WC Positions	Lift	Fare Box	Camera	Sign	Grant Purchased	Eligible Retire Date	Scheduled Retire Date	Life Miles
South	2818	2013	3330225	Dsl	Champion Int'l -Def	MaxxForce 7	Allison	5WEXWSKXOH418836	TD0731	28'	1	20+6	Braun	Diamond	Apollo 4	Twin Vision	FTA	2018	2020	201,181
South	2819	2013	3330218	Dsl	Champion Int'l -Def	MaxxForce 7	Allison	5WEXWSKXOH418830	TD0730	28'	1	20+6	Braun	Diamond	Apollo 4	Twin Vision	FTA	2018	2021	194,148
North	3021	2018	580331	Dsl	Gillig LF	CUM ISL	Allison	15GGE2718J3093398	TG2607	30'	1	27+3	Lift-U	GFI	Apollo HD 8	Twin Vision	FTA	2030	2032	137,764
South	3022	2018	580330	Dsl	Gillig LF	CUM ISL	Allison	15GGE271XJ3093399	TG2605	30'	1	27+3	Lift-U	GFI	Apollo HD 8	Twin Vision	FTA	2030	2032	79,033
South	3023	2018	580329	Dsl	Gillig LF	CUM ISL	Allison	15GGE2712J3093400	TG2606	30'	1	27+3	Lift-U	GFI	Apollo HD 8	Twin Vision	FTA	2030	2032	97,766
South	3024	2018	580332	Dsl	Gillig LF	CUM ISL	Allison	15GGE2714J3093401	TG2604	30'	1	27+3	Lift-U	GFI	Apollo HD 8	Twin Vision	FTA	2030	2032	83,384
South	3031	2019	3330245	Dsl	Freightliner Turtle Top	CUM 6.7L	Allison B220	4UZADPFD3LCLY5757	TH2660	30'	1	20+4	Braun NCL1000	Diamond	Apollo HD 7	Luminator	FTA	2024	2027	19,046
South	3032	2019	3330247	Dsl	Freightliner Turtle Top	CUM 6.7L	Allison B220	4UZADPFD1LCLY5756	TH7771	30'	1	20+4	Braun NCL1000	Diamond	Apollo HD 7	Luminator	FTA	2024	2027	13,655
South	3033	2019	3330255	Dsl	Freightliner Turtle Top	CUM 6.7L	Allison B222	4UZADPFD7LCLY5759	TH9737	30'	1	20+4	Braun NCL1002	Diamond	Apollo HD 9	Luminator	FTA	2024	2027	1,654
South	3034	2019	3330254	Dsl	Freightliner Turtle Top	CUM 6.7L	Allison B221	4UZADPFD5LCLY5758	TH9751	30'	1	20+4	Braun NCL1001	Diamond	Apollo HD 8	Luminator	FTA	2024	2027	1,414
North	3505	2020	3330246	Dsl	Gillig LF Trolley	CUM LD 280HP	Allison B400R	15GGB2717J3194010	TH8299	35'	2	28+3	Lift-U LU18	GFI	Apollo HD 8	Luminator	FTA	2032	2034	3,543
North	3506	2020	3330251	Dsl	Gillig LF Trolley	CUM LD 280HP	Allison B400R	15GGB2719J3194011	T10202	35'	2	28+3	Lift-U LU18	GFI	Apollo HD 8	Luminator	FTA	2032	2034	4,303
South	3510	2007	3330172	Dsl	Gillig LF	CUM ISL	Allison	15GGB27147J1078460	TA9658	35'	2	30+2	Lift-U	GFI	Apollo HD 8	Luminator	FTA	2019	2022	589,661
North	3511	2007	3330173	Dsl	Gillig LF	CUM ISL	Allison	15GGB27167J1078461	TA9659	35'	2	30+2	Lift-U	GFI	Apollo HD 8	Luminator	FTA	2016	2021	769,635
South	3512	2007	3330174	Dsl	Gillig LF	CUM ISL	Allison	15GGB27187J1078462	TA9660	35'	2	30+2	Lift-U	GFI	Apollo HD 8	Luminator	FTA	2019	2022	654,751
North	3513	2007	3330175	Dsl	Gillig LF	CUM ISL	Allison	15GGB271X7J1078463	TA9661	35'	2	30+2	Lift-U	GFI	Apollo HD 8	Luminator	FTA	2016	2021	713,076
North	3520	2007	3330176	Dsl	Gillig LF	CUM ISL	Allison	15GGB2717J1078464	TB2428	35'	1	33+4	Lift-U	GFI	Apollo HD 8	Luminator	FTA	2019	2022	614,762
South	3521	2007	3330177	Dsl	Gillig LF	CUM ISL	Allison	15GGB27137J1078465	TB2429	35'	1	33+4	Lift-U	GFI	Apollo HD 8	Luminator	FTA	2019	2022	617,692
North	3531	2011	3330193	Dsl	Gillig LF	CUM ISL	Allison	15GGB27118J1179917	TC3180	35'	2	30+2	Lift-U	GFI	Apollo HD 8	Twin Vision	FTA	2023	2022	613,683
South	3532	2011	3330194	Dsl	Gillig LF	CUM ISL	Allison	15GGB27138J1179918	TC3181	35'	2	30+2	Lift-U	GFI	Apollo HD 8	Twin Vision	FTA	2023	2024	447,509
North	3533	2011	3330195	Dsl	Gillig LF	CUM ISL	Allison	15GGB27158J1179919	TC3182	35'	2	30+2	Lift-U	GFI	Apollo HD 8	Twin Vision	FTA	2023	2025	442,354
North	3534	2011	3330196	Dsl	Gillig LF	CUM ISL	Allison	15GGB27118J1179920	TC3183	35'	2	30+2	Lift-U	GFI	Apollo HD 8	Twin Vision	FTA	2023	2024	463,088
South	3535	2011	3330197	Dsl	Gillig LF	CUM ISL	Allison	15GGB27138J1179921	TC3184	35'	2	30+2	Lift-U	GFI	Apollo HD 8	Twin Vision	FTA	2023	2022	576,221
North	3536	2011	3330198	Dsl	Gillig LF	CUM ISL	Allison	15GGB27158J1179922	TC3185	35'	2	30+2	Lift-U	GFI	Apollo HD 8	Twin Vision	FTA	2023	2024	458,875

BUS INVENTORY

9/25/2020

Location	SCAT	Year	Asset Mgmt	Fuel	Model	Engine	Transmission	VIN Number	Plate	Length	Doors	Seats & WC Positions	Lift	Fare Box	Camera	Sign	Grant Purchased	Eligible Retire Date	Scheduled Retire Date	Life Miles 09/25/2020
North	3541	2011	3330199	Dsl	Gillig LF	CUM ISL	Allison	15GGB2717B1179923	TC3186	35'	1	30+4	Lift-U	GFI	Apollo HD 8	Twin Vision	FTA	2023	2023	474,882
South	3542	2011	3330200	Dsl	Gillig LF	CUM ISL	Allison	15GGB2719B1179924	TC3187	35'	1	30+4	Lift-U	GFI	Apollo HD 8	Twin Vision	FTA	2023	2023	479,262
North	3551	2011	3330201	Dsl	Gillig LF	CUM ISL	Allison	15GGB2719B1180118	TC8400	35'	2	30+2	Lift-U	GFI	Apollo HD 8	Twin Vision	FTA	2023	2024	466,013
North	3552	2011	3330202	Dsl	Gillig LF	CUM ISL	Allison	15GGB2710B1180119	TC8401	35'	2	30+2	Lift-U	GFI	Apollo HD 8	Twin Vision	FTA	2023	2023	500,146
South	3553	2011	3330203	Dsl	Gillig LF	CUM ISL	Allison	15GGB2717B1180120	TC8402	35'	2	30+2	Lift-U	GFI	Apollo HD 8	Twin Vision	FTA	2023	2023	532,432
South	3554	2011	3330204	Dsl	Gillig LF	CUM ISL	Allison	15GGB2719B1180121	TC8403	35'	2	30+2	Lift-U	GFI	Apollo HD 8	Twin Vision	FTA	2023	2023	563,497
South	3555	2011	3330205	Dsl	Gillig LF	CUM ISL	Allison	15GGB2710B1180122	TC8404	35'	2	30+2	Lift-U	GFI	Apollo HD 8	Twin Vision	FTA	2023	2025	459,902
South	3556	2011	3330206	Dsl	Gillig LF	CUM ISL	Allison	15GGB2712B1180123	TC8405	35'	2	30+2	Lift-U	GFI	Apollo HD 8	Twin Vision	FTA	2023	2023	525,973
North	3561	2013	3330227	Dsl	Gillig LF	CUM ISL	Allison	15GGB2715D1182774	TD5615	35'	2	31+2	Lift-U	GFI	Apollo HD 8	Twin Vision	FTA	2025	2026	423,649
North	3562	2013	3330230	Dsl	Gillig LF	CUM ISL	Allison	15GGB2717D1182775	TD5616	35'	2	31+2	Lift-U	GFI	Apollo HD 8	Twin Vision	FTA	2025	2026	452,094
South	3571	2015	3330234	Dsl	Gillig LF	CUM ISL	Allison	15GGB2718F1185350	TE0157	35'	2	29+3	Lift-U	GFI	Apollo HD 8	Twin Vision	FTA	2027	2027	235,150
North	3581	2016	3330236	Dsl	Gillig LF	CUM ISL	Allison	15GGB2718G1189187	TF3565	35'	2	29+3	Lift-U	GFI	Apollo HD 8	Twin Vision	FTA	2028	2028	268,809
North	3582	2016	3330237	Dsl	Gillig LF	CUM ISL	Allison	15GGB271XG1189188	TF3566	35'	2	29+3	Lift-U	GFI	Apollo HD 8	Twin Vision	FTA	2028	2028	220,739
South	3583	2016	3330238	Dsl	Gillig LF	CUM ISL	Allison	15GGB271G1189189	TF3564	35'	2	29+3	Lift-U	GFI	Apollo HD 8	Twin Vision	FTA	2028	2028	301,867
South	3584	2016	3330239	Dsl	Gillig LF	CUM ISL	Allison	15GGB2718G1189190	TF3563	35'	2	29+3	Lift-U	GFI	Apollo HD 8	Twin Vision	FTA	2028	2028	262,466
South	3585	2016	3330240	Dsl	Gillig LF	CUM ISL	Allison	15GGB271XG1189191	TF3573	35'	2	29+3	Lift-U	GFI	Apollo HD 8	Twin Vision	FTA	2028	2028	277,332
North	4010	2007	3330178	Dsl	Gillig LF	CUM ISL	Allison	15GGD271271078466	TB2430	40'	2	34+2	Lift-U	GFI	Apollo HD 8	Luminator	FTA	2019	2021	660,488
North	4011	2007	3330179	Dsl	Gillig LF	CUM ISL	Allison	15GGD271471078467	TB2431	40'	2	34+2	Lift-U	GFI	Apollo HD 8	Luminator	FTA	2016	2021	765,922
North	4021	2011	3330207	Dsl	Gillig LF	CUM ISL	Allison	15GGD271B1180124	TC8406	40'	2	37+2	Lift-U	GFI	Apollo HD 8	Twin Vision	FTA	2023	2023	506,310
South	4022	2011	3330208	Dsl	Gillig LF	CUM ISL	Allison	15GGD2719B1180125	TC8407	40'	2	37+2	Lift-U	GFI	Apollo HD 8	Twin Vision	FTA	2023	2023	546,217
North	4031	2013	3330229	Dsl	Gillig LF	CUM ISL	Allison	15GGD2719D1182772	TD5613	40'	2	38+2	Lift-U	GFI	Apollo HD 8	Twin Vision	FTA	2025	2025	554,443
South	4032	2013	3330228	Dsl	Gillig LF	CUM ISL	Allison	15GGD2710D1182773	TD5614	40'	2	38+2	Lift-U	GFI	Apollo HD 8	Twin Vision	FTA	2025	2026	411,332
North	4041	2015	3330232	Dsl	Gillig LF	CUM ISL	Allison	15GGD2715F1185347	TE0155	40'	2	35+3	Lift-U	GFI	Apollo HD 8	Twin Vision	FTA	2027	2027	434,098
North	4042	2015	3330233	Dsl	Gillig LF	CUM ISL	Allison	15GGD2717F1185348	TE0156	40'	2	35+4	Lift-U	GFI	Apollo HD 8	Twin Vision	FTA	2027	2027	360,394

BUS INVENTORY

Location	SCAT	Year	Asset Mgmt	Fuel	Model	Engine	Transmission	VIN Number	Plate	Length	Doors	Seats & WC Positions	Lift	Fare Box	Camera	Sign	Grant Purchased	Eligible Retire Date	Scheduled Retire Date	Life Miles 09/25/2020
South	4043	2015	3330231	Dsl	Gillig LF	CUM ISL	Allison	15GGD2719F1185349	TE0154	40'	2	35+3	Lift-U	GFI	Apollo HD8	Twin Vision	FTA	2027	2027	296,058

Clut.#	Clut. Name	Inventory #	Serial #	Asset #	Asset Name	Location	Description	Asset msn no. text	Year	Acq. Value	Imp.Cctr	Canal	Inv.Date
20600	Transit Services	20255141000	A40153015956	747731	RADIO MOBILE XG-25M HARRIS	25500	UNASSIGNED LOCATION DMT_2	OUT FOR REPAIR CU	2017	3,378.74	963420	1	02/04/2021
20600	Transit Services	01980150000	82805354953	842018	COMPUTER TABLET SURFACE P10.4 MICROSOFT	40003	ASSET /SAD-PO RECORDS W/SE WENNER WAY	JOE CONNORS	2017	1,535.04	963420	1	02/05/2021
20600	Transit Services	20437717000	A401100034260	747014	RADIO PORTABLE P5400 HARRIS	40073	ASSET /SAD-PO RECORDS W/SE WENNER WAY	PATRICIA 2	2012	2,770.07	963420	1	02/06/2021
20600	Transit Services	20437717000	A40110003468	747018	RADIO PORTABLE P5400 HARRIS	40003	ASSET /SAD-PO RECORDS W/SE WENNER WAY	P2	2012	2,770.07	963420	1	02/06/2021
20600	Transit Services	20234650600	0004271	870406	MOBILE RADIO - M7100 IP	40900	SCATS	BUS 2813	2005	3,074.50	963420	1	01/23/2021
20600	Transit Services	20234650600	9087165	731127	RADIO MOBILE M7100 806-874M1Z	40900	SCATS	BUS 2817	2006	3,255.55	963420	1	01/23/2021
20600	Transit Services	20238760000	9087210	731130	RADIO MOBILE M7100 806-874M1Z	40900	SCATS	BUS 2327	2006	3,255.55	963420	1	01/23/2021
20600	Transit Services	20248110000	93131733	736500	RADIO MOBILE M7100 IP MACOM	40900	SCATS	EXPLORER RADIO UNDER MAT IN CARGO AREA	2008	3,500.00	963420	1	01/23/2021
20600	Transit Services	20248124000	9072659	736513	RADIO MOBILE M7100 IP MACOM	40900	SCATS	BUS 3511	2008	3,500.00	963420	1	01/23/2021
20600	Transit Services	20251440000	A401100068337	747430	RADIO MOBILE M7300 HARRIS	40900	SCATS	BUS 3543	2013	4,432.22	963420	1	01/23/2021
20600	Transit Services	20251460000	A40110008535	747432	RADIO MOBILE M7300 HARRIS	40900	SCATS	BUS 3562	2013	4,432.22	963420	1	01/23/2021
20600	Transit Services	20251470000	A401100082013	747433	RADIO MOBILE M7300 HARRIS	40900	SCATS	BUS 4031	2013	4,493.22	963420	1	01/23/2021
20600	Transit Services	20251560000	A40110007885	747434	RADIO MOBILE M7300 HARRIS	40900	SCATS	BUS 3538	2014	4,408.57	963420	1	01/23/2021
20600	Transit Services	20251610000	A40110007884	747437	RADIO MOBILE M7300 HARRIS	40900	SCATS	BUS 3536	2014	4,408.57	963420	1	01/23/2021
20600	Transit Services	20251620000	A40110007878	747408	RADIO MOBILE M7300 HARRIS	40900	SCATS	BUS 2814	2014	4,408.57	963420	1	01/23/2021
20600	Transit Services	20251670000	A40110007883	747460	RADIO MOBILE M7300 HARRIS	40900	SCATS	BUS 4023	2014	4,408.57	963420	1	01/23/2021
20600	Transit Services	20252395000	A401330006818	747576	RADIO MOBILE XG-25M HARRIS	40900	SCATS	BUS 3553	2015	3,705.55	963420	1	01/23/2021
20600	Transit Services	20252906000	A40153006817	747577	RADIO MOBILE XG-25M HARRIS	40900	SCATS	BUS 3552	2015	3,705.55	963420	1	01/23/2021
20600	Transit Services	20252980000	A40153006859	747579	RADIO MOBILE XG-25M HARRIS	40900	SCATS	BUS 4042	2015	3,705.55	963420	1	01/23/2021
20600	Transit Services	20253000000	A40153006861	747581	RADIO MOBILE XG-25M HARRIS	40900	SCATS	BUS 2811	2015	3,705.55	963420	1	01/23/2021
20600	Transit Services	20253010000	A40153006863	747581	RADIO MOBILE XG-25M HARRIS	40900	SCATS	BUS 2812	2015	3,705.55	963420	1	01/23/2021
20600	Transit Services	20253020000	A40153006865	747582	RADIO MOBILE XG-25M HARRIS	40900	SCATS	TRUCK 1017	2015	3,705.55	963420	1	01/23/2021
20600	Transit Services	20253030000	569	747584	RADIO MOBILE XG-25M HARRIS	40900	SCATS	BUS 2816	2015	3,705.55	963420	1	01/23/2021
20600	Transit Services	20253050000	A40153006868	747587	RADIO MOBILE XG-25M HARRIS	40900	SCATS	BUS 3543	2015	3,705.55	963420	1	01/23/2021
20600	Transit Services	20254160000	A40153008172	746724	RADIO MOBILE XG-25M HARRIS	40900	SCATS	BUS 2213	2016	3,780.60	963420	1	01/23/2021
20600	Transit Services	20254180000	A40153008174	746726	RADIO MOBILE XG-25M HARRIS	40900	SCATS	BUS 2218	2016	3,780.60	963420	1	01/23/2021
20600	Transit Services	20254190000	A40153008175	746737	RADIO MOBILE XG-25M HARRIS	40900	SCATS	BUS 2218	2016	3,780.60	963420	1	01/23/2021
20600	Transit Services	20254200000	A40153008181	746738	RADIO MOBILE XG-25M HARRIS	40900	SCATS	BUS 4010	2016	3,780.60	963420	1	01/23/2021
20600	Transit Services	20254210000	A40153008182	746739	RADIO MOBILE XG-25M HARRIS	40900	SCATS	BUS 3582	2016	3,780.60	963420	1	01/23/2021
20600	Transit Services	20254240000	A40153015945	747730	RADIO MOBILE XG-25M HARRIS	40900	SCATS	BUS 4011	2017	3,878.74	963420	1	01/23/2021
20600	Transit Services	20254240000	A40153015947	747732	RADIO MOBILE XG-25M HARRIS	40900	SCATS	BUS 3540	2017	3,878.74	963420	1	01/23/2021
20600	Transit Services	20254240000	A40153016032	747736	RADIO MOBILE XG-25M HARRIS	40900	SCATS	BUS 3551	2017	3,878.74	963420	1	01/23/2021
20600	Transit Services	20254270000	A40153016013	747737	RADIO MOBILE XG-25M HARRIS	40900	SCATS	BUS 4011	2017	3,878.74	963420	1	01/23/2021
20600	Transit Services	20254270000	A40153016013	747737	RADIO MOBILE XG-25M HARRIS	40900	SCATS	VAN 1031	2017	3,878.74	963420	1	01/23/2021
20600	Transit Services	20254270000	A40153020727	746854	RADIO MOBILE XG-25M HARRIS	40900	SCATS	BUS 3011	2018	3,891.20	963420	1	01/23/2021
20600	Transit Services	20254270000	A40153020728	746859	RADIO MOBILE XG-25M HARRIS	40900	SCATS	VAN 1031	2018	3,891.20	963420	1	01/23/2021
20600	Transit Services	20254270000	A40153020729	746861	RADIO MOBILE XG-25M HARRIS	40900	SCATS	VAN 1031	2018	3,891.20	963420	1	01/23/2021
20600	Transit Services	20254270000	A40153020730	746862	RADIO MOBILE XG-25M HARRIS	40900	SCATS	2402	2020	3,997.27	963420	1	01/23/2021
20600	Transit Services	20254270000	A40153020731	746863	RADIO MOBILE XG-25M HARRIS	40900	SCATS	2402	2020	3,997.27	963420	1	01/23/2021
20600	Transit Services	20254270000	A40153020732	746864	RADIO MOBILE XG-25M HARRIS	40900	SCATS	2402	2020	3,997.27	963420	1	01/23/2021
20600	Transit Services	20254270000	A40153020733	746865	RADIO MOBILE XG-25M HARRIS	40900	SCATS	2402	2020	3,997.27	963420	1	01/23/2021
20600	Transit Services	20254270000	A40153020734	746866	RADIO MOBILE XG-25M HARRIS	40900	SCATS	2402	2020	3,997.27	963420	1	01/23/2021
20600	Transit Services	20254270000	A40153020735	746867	RADIO MOBILE XG-25M HARRIS	40900	SCATS	2402	2020	3,997.27	963420	1	01/23/2021
20600	Transit Services	20254270000	A40153020736	746868	RADIO MOBILE XG-25M HARRIS	40900	SCATS	2402	2020	3,997.27	963420	1	01/23/2021
20600	Transit Services	20254270000	A40153020737	746869	RADIO MOBILE XG-25M HARRIS	40900	SCATS	2402	2020	3,997.27	963420	1	01/23/2021
20600	Transit Services	20254270000	A40153020738	746870	RADIO MOBILE XG-25M HARRIS	40900	SCATS	2402	2020	3,997.27	963420	1	01/23/2021
20600	Transit Services	20254270000	A40153020739	746871	RADIO MOBILE XG-25M HARRIS	40900	SCATS	2402	2020	3,997.27	963420	1	01/23/2021
20600	Transit Services	20254270000	A40153020740	746872	RADIO MOBILE XG-25M HARRIS	40900	SCATS	2402	2020	3,997.27	963420	1	01/23/2021
20600	Transit Services	20254270000	A40153020741	746873	RADIO MOBILE XG-25M HARRIS	40900	SCATS	2402	2020	3,997.27	963420	1	01/23/2021
20600	Transit Services	20254270000	A40153020742	746874	RADIO MOBILE XG-25M HARRIS	40900	SCATS	2402	2020	3,997.27	963420	1	01/23/2021
20600	Transit Services	20254270000	A40153020743	746875	RADIO MOBILE XG-25M HARRIS	40900	SCATS	2402	2020	3,997.27	963420	1	01/23/2021
20600	Transit Services	20254270000	A40153020744	746876	RADIO MOBILE XG-25M HARRIS	40900	SCATS	2402	2020	3,997.27	963420	1	01/23/2021
20600	Transit Services	20254270000	A40153020745	746877	RADIO MOBILE XG-25M HARRIS	40900	SCATS	2402	2020	3,997.27	963420	1	01/23/2021
20600	Transit Services	20254270000	A40153020746	746878	RADIO MOBILE XG-25M HARRIS	40900	SCATS	2402	2020	3,997.27	963420	1	01/23/2021
20600	Transit Services	20254270000	A40153020747	746879	RADIO MOBILE XG-25M HARRIS	40900	SCATS	2402	2020	3,997.27	963420	1	01/23/2021
20600	Transit Services	20254270000	A40153020748	746880	RADIO MOBILE XG-25M HARRIS	40900	SCATS	2402	2020	3,997.27	963420	1	01/23/2021
20600	Transit Services	20254270000	A40153020749	746881	RADIO MOBILE XG-25M HARRIS	40900	SCATS	2402	2020	3,997.27	963420	1	01/23/2021
20600	Transit Services	20254270000	A40153020750	746882	RADIO MOBILE XG-25M HARRIS	40900	SCATS	2402	2020	3,997.27	963420	1	01/23/2021
20600	Transit Services	20254270000	A40153020751	746883	RADIO MOBILE XG-25M HARRIS	40900	SCATS	2402	2020	3,997.27	963420	1	01/23/2021
20600	Transit Services	20254270000	A40153020752	746884	RADIO MOBILE XG-25M HARRIS	40900	SCATS	2402	2020	3,997.27	963420	1	01/23/2021
20600	Transit Services	20254270000	A40153020753	746885	RADIO MOBILE XG-25M HARRIS	40900	SCATS	2402	2020	3,997.27	963420	1	01/23/2021
20600	Transit Services	20254270000	A40153020754	746886	RADIO MOBILE XG-25M HARRIS	40900	SCATS	2402	2020	3,997.27	963420	1	01/23/2021
20600	Transit Services	20254270000	A40153020755	746887	RADIO MOBILE XG-25M HARRIS	40900	SCATS	2402	2020	3,997.27	963420	1	01/23/2021
20600	Transit Services	20254270000	A40153020756	746888	RADIO MOBILE XG-25M HARRIS	40900	SCATS	2402	2020	3,997.27	963420	1	01/23/2021
20600	Transit Services	20254270000	A40153020757	746889	RADIO MOBILE XG-25M HARRIS	40900	SCATS	2402	2020	3,997.27	963420	1	01/23/2021
20600	Transit Services	20254270000	A40153020758	746890	RADIO MOBILE XG-25M HARRIS	40900	SCATS	2402	2020	3,997.27	963420	1	01/23/2021
20600	Transit Services	20254270000	A40153020759	746891	RADIO MOBILE XG-25M HARRIS	40900	SCATS	2402	2020	3,997.27	963420	1	01/23/2021
20600	Transit Services	20254270000	A40153020760	746892	RADIO MOBILE XG-25M HARRIS	40900	SCATS	2402	2020	3,997.27	963420	1	01/23/2021
20600	Transit Services	20254270000	A40153020761	746893	RADIO MOBILE XG-25M HARRIS	40900	SCATS	2402	2020	3,997.27	963420	1	01/23/2021
20600	Transit Services	20254270000	A40153020762	746894	RADIO MOBILE XG-25M HARRIS	40900	SCATS	2402	2020	3,997.27	963420	1	01/23/2021
20600	Transit Services	20254270000	A40153020763	746895	RADIO MOBILE XG-25M HARRIS	40900	SCATS	2402	2020	3,997.27	963420	1	01/23/2021
20600	Transit Services	20254270000	A40153020764	746896	RADIO MOBILE XG-25M HARRIS	40900	SCATS	2402	2020	3,997.27	963420	1	01/23/2021
20600	Transit Services	20254270000	A40153020765	746897	RADIO MOBILE XG-25M HARRIS	40900	SCATS	2402	2020	3,997.27	963420	1	01/23/2021
20600	Transit Services	20254270000	A40153020766	746898	RADIO MOBILE XG-25M HARRIS	40900	SCATS	2402	2020	3,997.27	963420	1	01/23/2021
20600	Transit Services	20254270000	A40153020767	746899	RADIO MOBILE XG-25M HARRIS	40900	SCATS	2402	2020	3,997.27	963420	1	01/23/2021
20600	Transit Services												

20600	Transit Services	21-067-6000	11400410060014	835410	DIGITAL VIDEO RECORDING SYSTEM WITH CAMERA	40900	SCATS	BUS 2213	2010	3,556.00	363020	1	01/23/2021
20600	Transit Services	21-067-6000	11400410060015	835410	DIGITAL VIDEO RECORDING SYSTEM WITH CAMERA	40900	SCATS	BUS 2816	2010	3,556.00	363020	1	01/23/2021
20600	Transit Services	21-067-6000	130941140700007	745894	DIGITAL VIDEO RECORDING SYSTEM WITH CAMERA	40900	SCATS	BUS 4841	2015	8,142.00	363020	1	01/23/2021
20600	Transit Services	2511161000	12713113070234	838616	CAMERA BUS DIGITAL ROAD RUNNER 8	40900	SCATS	BUS 3561	2014	7,742.80	363020	1	01/23/2021
20600	Transit Services	2511164000	12713113070702	838640	CAMERA BUS DIGITAL ROAD RUNNER 8	40900	SCATS	BUS 3562	2014	7,486.00	363020	1	01/23/2021
20600	Transit Services	2511261000	150081371	842514	CAMERA MOBILE RECORDER HD 8 ROADRUNNER APPLO	40900	SCATS	BUS 3581	2016	6,656.77	363020	1	01/23/2021
20600	Transit Services	2511265000	151427105091112	842716	CAMERA MOBILE RECORDER HD 8 ROADRUNNER APPLO	40900	SCATS	BUS 3582	2016	9,138.00	363020	1	01/23/2021
20600	Transit Services	2511470000	151517100500087	845108	CAMERA MOBILE RECORDER HD 8 ROADRUNNER	40900	SCATS	BUS 3536	2018	10,952.84	363020	1	01/23/2021
20600	Transit Services	2511470000	151517100500087	845108	CAMERA MOBILE RECORDER HD 8 ROADRUNNER	40900	SCATS	BUS 3536	2018	10,952.84	363020	1	01/23/2021
20600	Transit Services	2511470000	151517100500087	845108	CAMERA MOBILE RECORDER HD 8 ROADRUNNER	40900	SCATS	BUS 3536	2018	10,952.84	363020	1	01/23/2021
20600	Transit Services	2511470000	151517100500087	845108	CAMERA MOBILE RECORDER HD 8 ROADRUNNER	40900	SCATS	BUS 3536	2018	10,952.84	363020	1	01/23/2021
20600	Transit Services	2511470000	151517100500087	845108	CAMERA MOBILE RECORDER HD 8 ROADRUNNER	40900	SCATS	BUS 3536	2018	10,952.84	363020	1	01/23/2021
20600	Transit Services	2511470000	151517100500087	845108	CAMERA MOBILE RECORDER HD 8 ROADRUNNER	40900	SCATS	BUS 3536	2018	10,952.84	363020	1	01/23/2021
20600	Transit Services	2511470000	151517100500087	845108	CAMERA MOBILE RECORDER HD 8 ROADRUNNER	40900	SCATS	BUS 3536	2018	10,952.84	363020	1	01/23/2021
20600	Transit Services	2511470000	151517100500087	845108	CAMERA MOBILE RECORDER HD 8 ROADRUNNER	40900	SCATS	BUS 3536	2018	10,952.84	363020	1	01/23/2021
20600	Transit Services	2511470000	151517100500087	845108	CAMERA MOBILE RECORDER HD 8 ROADRUNNER	40900	SCATS	BUS 3536	2018	10,952.84	363020	1	01/23/2021
20600	Transit Services	2511470000	151517100500087	845108	CAMERA MOBILE RECORDER HD 8 ROADRUNNER	40900	SCATS	BUS 3536	2018	10,952.84	363020	1	01/23/2021
20600	Transit Services	2511470000	151517100500087	845108	CAMERA MOBILE RECORDER HD 8 ROADRUNNER	40900	SCATS	BUS 3536	2018	10,952.84	363020	1	01/23/2021
20600	Transit Services	2511470000	151517100500087	845108	CAMERA MOBILE RECORDER HD 8 ROADRUNNER	40900	SCATS	BUS 3536	2018	10,952.84	363020	1	01/23/2021
20600	Transit Services	2511470000	151517100500087	845108	CAMERA MOBILE RECORDER HD 8 ROADRUNNER	40900	SCATS	BUS 3536	2018	10,952.84	363020	1	01/23/2021
20600	Transit Services	2511470000	151517100500087	845108	CAMERA MOBILE RECORDER HD 8 ROADRUNNER	40900	SCATS	BUS 3536	2018	10,952.84	363020	1	01/23/2021
20600	Transit Services	2511470000	151517100500087	845108	CAMERA MOBILE RECORDER HD 8 ROADRUNNER	40900	SCATS	BUS 3536	2018	10,952.84	363020	1	01/23/2021
20600	Transit Services	2511470000	151517100500087	845108	CAMERA MOBILE RECORDER HD 8 ROADRUNNER	40900	SCATS	BUS 3536	2018	10,952.84	363020	1	01/23/2021
20600	Transit Services	2511470000	151517100500087	845108	CAMERA MOBILE RECORDER HD 8 ROADRUNNER	40900	SCATS	BUS 3536	2018	10,952.84	363020	1	01/23/2021
20600	Transit Services	2511470000	151517100500087	845108	CAMERA MOBILE RECORDER HD 8 ROADRUNNER	40900	SCATS	BUS 3536	2018	10,952.84	363020	1	01/23/2021
20600	Transit Services	2511470000	151517100500087	845108	CAMERA MOBILE RECORDER HD 8 ROADRUNNER	40900	SCATS	BUS 3536	2018	10,952.84	363020	1	01/23/2021
20600	Transit Services	2511470000	151517100500087	845108	CAMERA MOBILE RECORDER HD 8 ROADRUNNER	40900	SCATS	BUS 3536	2018	10,952.84	363020	1	01/23/2021
20600	Transit Services	2511470000	151517100500087	845108	CAMERA MOBILE RECORDER HD 8 ROADRUNNER	40900	SCATS	BUS 3536	2018	10,952.84	363020	1	01/23/2021
20600	Transit Services	2511470000	151517100500087	845108	CAMERA MOBILE RECORDER HD 8 ROADRUNNER	40900	SCATS	BUS 3536	2018	10,952.84	363020	1	01/23/2021
20600	Transit Services	2511470000	151517100500087	845108	CAMERA MOBILE RECORDER HD 8 ROADRUNNER	40900	SCATS	BUS 3536	2018	10,952.84	363020	1	01/23/2021
20600	Transit Services	2511470000	151517100500087	845108	CAMERA MOBILE RECORDER HD 8 ROADRUNNER	40900	SCATS	BUS 3536	2018	10,952.84	363020	1	01/23/2021
20600	Transit Services	2511470000	151517100500087	845108	CAMERA MOBILE RECORDER HD 8 ROADRUNNER	40900	SCATS	BUS 3536	2018	10,952.84	363020	1	01/23/2021
20600	Transit Services	2511470000	151517100500087	845108	CAMERA MOBILE RECORDER HD 8 ROADRUNNER	40900	SCATS	BUS 3536	2018	10,952.84	363020	1	01/23/2021
20600	Transit Services	2511470000	151517100500087	845108	CAMERA MOBILE RECORDER HD 8 ROADRUNNER	40900	SCATS	BUS 3536	2018	10,952.84	363020	1	01/23/2021
20600	Transit Services	2511470000	151517100500087	845108	CAMERA MOBILE RECORDER HD 8 ROADRUNNER	40900	SCATS	BUS 3536	2018	10,952.84	363020	1	01/23/2021
20600	Transit Services	2511470000	151517100500087	845108	CAMERA MOBILE RECORDER HD 8 ROADRUNNER	40900	SCATS	BUS 3536	2018	10,952.84	363020	1	01/23/2021
20600	Transit Services	2511470000	151517100500087	845108	CAMERA MOBILE RECORDER HD 8 ROADRUNNER	40900	SCATS	BUS 3536	2018	10,952.84	363020	1	01/23/2021
20600	Transit Services	2511470000	151517100500087	845108	CAMERA MOBILE RECORDER HD 8 ROADRUNNER	40900	SCATS	BUS 3536	2018	10,952.84	363020	1	01/23/2021
20600	Transit Services	2511470000	151517100500087	845108	CAMERA MOBILE RECORDER HD 8 ROADRUNNER	40900	SCATS	BUS 3536	2018	10,952.84	363020	1	01/23/2021
20600	Transit Services	2511470000	151517100500087	845108	CAMERA MOBILE RECORDER HD 8 ROADRUNNER	40900	SCATS	BUS 3536	2018	10,952.84	363020	1	01/23/2021
20600	Transit Services	2511470000	151517100500087	845108	CAMERA MOBILE RECORDER HD 8 ROADRUNNER	40900	SCATS	BUS 3536	2018	10,952.84	363020	1	01/23/2021
20600	Transit Services	2511470000	151517100500087	845108	CAMERA MOBILE RECORDER HD 8 ROADRUNNER	40900	SCATS	BUS 3536	2018	10,952.84	363020	1	01/23/2021
20600	Transit Services	2511470000	151517100500087	845108	CAMERA MOBILE RECORDER HD 8 ROADRUNNER	40900	SCATS	BUS 3536	2018	10,952.84	363020	1	01/23/2021
20600	Transit Services	2511470000	151517100500087	845108	CAMERA MOBILE RECORDER HD 8 ROADRUNNER	40900	SCATS	BUS 3536	2018	10,952.84	363020	1	01/23/2021
20600	Transit Services	2511470000	151517100500087	845108	CAMERA MOBILE RECORDER HD 8 ROADRUNNER	40900	SCATS	BUS 3536	2018	10,952.84	363020	1	01/23/2021
20600	Transit Services	2511470000	151517100500087	845108	CAMERA MOBILE RECORDER HD 8 ROADRUNNER	40900	SCATS	BUS 3536	2018	10,952.84	363020	1	01/23/2021
20600	Transit Services	2511470000	151517100500087	845108	CAMERA MOBILE RECORDER HD 8 ROADRUNNER	40900	SCATS	BUS 3536	2018	10,952.84	363020	1	01/23/2021
20600	Transit Services	2511470000	151517100500087	845108	CAMERA MOBILE RECORDER HD 8 ROADRUNNER	40900	SCATS	BUS 3536	2018	10,952.84	363020	1	01/23/2021
20600	Transit Services	2511470000	151517100500087	845108	CAMERA MOBILE RECORDER HD 8 ROADRUNNER	40900	SCATS	BUS 3536	2018	10,952.84	363020	1	01/23/2021
20600	Transit Services	2511470000	151517100500087	845108	CAMERA MOBILE RECORDER HD 8 ROADRUNNER	40900	SCATS	BUS 3536	2018	10,952.84	363020	1	01/23/2021
20600	Transit Services	2511470000	151517100500087	845108	CAMERA MOBILE RECORDER HD 8 ROADRUNNER	40900	SCATS	BUS 3536	2018	10,952.84	363020	1	01/23/2021
20600	Transit Services	2511470000	151517100500087	845108	CAMERA MOBILE RECORDER HD 8 ROADRUNNER	40900	SCATS	BUS 3536	2018	10,952.84	363020	1	01/23/2021
20600	Transit Services	2511470000	151517100500087	845108	CAMERA MOBILE RECORDER HD 8 ROADRUNNER	40900	SCATS	BUS 3536	2018	10,952.84	363020	1	01/23/2021
20600	Transit Services	2511470000	151517100500087	845108	CAMERA MOBILE RECORDER HD 8 ROADRUNNER	40900	SCATS	BUS 3536	2018	10,952.84	363020	1	01/23/2021
20600	Transit Services	2511470000	151517100500087	845108	CAMERA MOBILE RECORDER HD 8 ROADRUNNER	40900	SCATS	BUS 3536	2018	10,952.84	363020	1	01/23/2021
20600	Transit Services	2511470000	151517100500087	845108	CAMERA MOBILE RECORDER HD 8 ROADRUNNER	40900	SCATS	BUS 3536	2018	10,952.84	363020	1	01/23/2021
20600	Transit Services	2511470000	151517100500087	845108	CAMERA MOBILE RECORDER HD 8 ROADRUNNER	40900	SCATS	BUS 3536	2018	10,952.84	363020	1	01/23/2021
20600	Transit Services	2511470000	151517100500087	845108	CAMERA MOBILE RECORDER HD 8 ROADRUNNER	40900	SCATS	BUS 3536	2018	10,952.84	363020	1	01/23/2021
20600	Transit Services	2511470000	151517100500087	845108	CAMERA MOBILE RECORDER HD 8 ROADRUNNER	40900	SCATS	BUS 3536	2018	10,952.84	363020	1	01/23/2021
20600	Transit Services	2511470000	151517100500087	845108	CAMERA MOBILE RECORDER HD 8 ROADRUNNER	40900	SCATS	BUS 3536	2018	10,952.84	363020	1	01/23/2021
20600	Transit Services	2511470000	151517100500087	845108	CAMERA MOBILE RECORDER HD 8 ROADRUNNER	40900	SCATS	BUS 3536	2018	10,952.84	363020	1	01/23/2021
20600	Transit Services	2511470000	151517100500087	845108	CAMERA MOBILE RECORDER HD 8 ROADRUNNER	40900	SCATS	BUS 3536	2018	10,952.84	363020	1	01/23/2021
20600	Transit Services	2511470000	151517100500087	845108	CAMERA MOBILE RECORDER HD 8 ROADRUNNER	40900	SCATS	BUS 3536	2018	10,952.84	363020	1	01/23/2021
20600	Transit Services	2511470000	151517100500087	845108	CAMERA MOBILE RECORDER HD 8 ROADRUNNER	40900	SCATS	BUS 3536	2018	10,952.84	363020	1	01/23/2021
20600	Transit Services	2511470000	151517100500087	845108	CAMERA MOBILE RECORDER HD 8 ROADRUNNER	40900	SCATS	BUS 3536	2018	10,952.84	363020	1	01/23/2021
20600	Transit Services	2511470000	151517100500087	845108	CAMERA MOBILE RECORDER HD 8 ROADRUNNER	40900	SCATS	BUS 3536	2018	10,952.84	363020	1	01/23/2021
20600	Transit Services	2511470000	151517100500087	845108	CAMERA MOBILE RECORDER HD 8 ROADRUNNER	40900	SCATS	BUS 3536	2018	10,952.84	363020	1	01/23/2021
20600	Transit Services	2511470000	151517100500087	845108	CAMERA MOBILE RECORDER HD 8 ROADRUNNER	40900	SCATS	BUS 3536	2018	10,952.84	363020	1	01/23/2021
20600	Transit Services	2511470000	151517100500087	845108	CAMERA MOBILE RECORDER HD 8 ROADRUNNER	40900	SCATS	BUS 3536	2018	10,952.84	363020	1	01/23/2021
20600	Transit Services	2511470000	151517100500087	845108	CAMERA MOBILE RECORDER HD 8 ROADRUNNER	40900	SCATS	BUS 3536	2018	10,952.84	363020	1	01/23/2021
20600	Transit Services	2511470000	151517100500087	845108	CAMERA MOBILE RECORDER HD 8 ROADRUNNER	40900	SCATS	BUS 3536	2018	10,952.84	363020	1	01/23/2021
20600	Transit Services	2511470000	151517100500087	845108	CAMERA MOBILE RECORDER HD 8 ROADRUNNER	40900	SCATS	BUS 3536	2018	10,952.84	363020	1	01/23/2021
20600	Transit Services	2511470000	151517100500087	845108	CAMERA MOBILE RECORDER HD 8 ROADRUNNER	40900	SCATS	BUS 3536	2018	10,952.84	363020	1	01/23/2021
20600	Transit Services	2511470000	151517100500087	845108	CAMERA MOBILE RECORDER HD 8 ROADRUNNER	40900	SCATS	BUS 3536	2018	10,952.84	363020	1	01/23/2021
20600	Transit Services	2511470000	1515171005										

OFFICIAL RECEIPT OF PROPERTY
CUST 206-00 TRANSIT SERVICES[illegible]

20600	Transit Services	20437/2006	A4011B00353C2	740115	RADIO PORTABLE P5-400 HARRIS	40903	SCATS COCOA OFFICE	FIRST VEHICLE IN OFFICE ON COUNTER	2012	2,770.07	363020	1	01/27/2021
20600	Transit Services	21405/4000	1119003100501373	835383	DIGITAL VIDEO RECORDING SYSTEM W/6 CAMERAS	40903	SCATS COCOA OFFICE	ALLSONS OFFICE	2010	5,171.00	363020	1	01/27/2021
20600	Transit Services	21405/4000	11467010064	835383	DIGITAL VIDEO RECORDING SYSTEM W/4 CAMERAS	40903	SCATS COCOA OFFICE	ALLSONS OFFICE	2010	3,556.00	363020	1	01/27/2021
20600	Transit Services	21406/35000	12720012060061	838677	MOBILE DVR W/50FT/2000 FT. ROADRUNNER	40903	SCATS COCOA OFFICE	ALLSONS OFFICE	2013	5,898.83	363020	1	01/27/2021
20600	Transit Services	217015/7000	9610	270584	RADAR SYSTEM (HAWK) FIELD STALLER	40903	SCATS COCOA OFFICE	SHAGGOS OFFICE IN PARK BLUE NYLON BAG	1984	3,510.00	363020	2	01/29/2021
20600	Transit Services	251116/3000	17223130701014	838647	CAMERA BUS DIGITAL ROAD RUNNER 8	40903	SCATS COCOA OFFICE	ALL BONS OFFICE	2014	7,762.80	363020	1	01/27/2021
20600	Transit Services	251116/3000	17223130701017	838648	CAMERA BUS DIGITAL ROAD RUNNER 8	40903	SCATS COCOA OFFICE	ALLSONS OFFICE	2014	7,762.80	363020	1	01/27/2021
20600	Transit Services	251126/000	3141427160590072	847171	CAMERA BUS DIGITAL RECORDER HD 8 ROADRUNNER APPOLO	40903	SCATS COCOA OFFICE	ALLSONS OFFICE	2016	9,130.00	363020	1	01/27/2021
20600	Transit Services	4505021000	188824	770875	CONVEYOR COIN MAT-S12C/MONEY SYSTEMS TECH	40903	SCATS COCOA OFFICE	IN SECURE COUNTING BLDG.	2012	7,750.00	363020	1	01/27/2021
20600	Transit Services	4505021000	1590201	770166	DRILL PRESS 15 WILTON	40903	SCATS COCOA OFFICE	BAY AREA	1982	0.00	363020	2	01/27/2021
20600	Transit Services	4505021000	1590201	770166	DRILL PRESS 15 WILTON	40903	SCATS COCOA OFFICE	SOUTH SIDE OF BUILDING	1986	2,850.00	363020	2	01/27/2021
20600	Transit Services	5140613000	3078067612	740132	COMPRESSOR AIR INGENSOLL RAND	40903	SCATS COCOA OFFICE	IN BUS BAY	2014	2,940.00	363020	1	01/27/2021
20600	Transit Services	5180421000	77007976	740424	JACK FLOOR 10 TON FS-200 GRAY	40903	SCATS COCOA OFFICE	IN BUS BAY	2017	2,980.97	363020	1	01/27/2021
20600	Transit Services	5180421000	78308622	747500	JACK HOIST 55-TON 12000 LB GRAY	40903	SCATS COCOA OFFICE	BAITAGE/FENCED AREA	2017	1,592.85	363020	1	01/27/2021
20600	Transit Services	5180431000	784033209	747450	JACK TRANSMISSION HTD-1000 GRAY	40903	SCATS COCOA OFFICE	BAY AREA	1992	5,302.00	363020	2	01/27/2021
20600	Transit Services	5180431000	784033209	747450	JACK TRANSMISSION HTD-1000 GRAY	40903	SCATS COCOA OFFICE	IN BUS BAY	2017	3,107.00	363020	1	01/27/2021
20600	Transit Services	5810350000	1202426878	747820	CRANE OVERHEAD HTD CAPACITY YALE	40903	SCATS COCOA OFFICE	IN BUS BY BUS BAYS	2019	2,800.00	363020	1	01/27/2021
20600	Transit Services	6840639000	144010004030006	770862	FLOOR SCRUBBER W/L BEHND 100VAC DAYTON	40903	SCATS COCOA OFFICE	IN SECURE COUNTING BLDG.	2003	5,587.00	363020	1	01/27/2021
20600	Transit Services	6840639000	144010004030006	770862	FLOOR SCRUBBER W/L BEHND 100VAC DAYTON	40903	SCATS COCOA OFFICE	IN SECURE COUNTING BLDG.	2003	5,587.00	363020	1	01/27/2021
20600	Transit Services	6840639000	144010004030006	770862	FLOOR SCRUBBER W/L BEHND 100VAC DAYTON	40903	SCATS COCOA OFFICE	IN SECURE COUNTING BLDG.	2003	5,587.00	363020	1	01/27/2021
20600	Transit Services	6840639000	144010004030006	770862	FLOOR SCRUBBER W/L BEHND 100VAC DAYTON	40903	SCATS COCOA OFFICE	IN SECURE COUNTING BLDG.	2003	5,587.00	363020	1	01/27/2021
20600	Transit Services	6840639000	144010004030006	770862	FLOOR SCRUBBER W/L BEHND 100VAC DAYTON	40903	SCATS COCOA OFFICE	IN SECURE COUNTING BLDG.	2003	5,587.00	363020	1	01/27/2021
20600	Transit Services	6840639000	144010004030006	770862	FLOOR SCRUBBER W/L BEHND 100VAC DAYTON	40903	SCATS COCOA OFFICE	IN SECURE COUNTING BLDG.	2003	5,587.00	363020	1	01/27/2021
20600	Transit Services	6840639000	144010004030006	770862	FLOOR SCRUBBER W/L BEHND 100VAC DAYTON	40903	SCATS COCOA OFFICE	IN SECURE COUNTING BLDG.	2003	5,587.00	363020	1	01/27/2021

20000	Transit Services	2025-423000	A40153008184	746741	RADIO MOBILE XG25M HARRIS	SCATS - MELBOURNE	51100	BUS 3584	2016	3,780.60	35920	1	01/24/2021
20000	Transit Services	2025-424000	A40153008185	746730	RADIO MOBILE XG25M HARRIS	SCATS - MELBOURNE	51100	BUS 3585	2016	3,780.40	35920	1	01/24/2021
20000	Transit Services	2025-439000	A40153015944	747729	RADIO MOBILE XG-25M HARRIS	SCATS - MELBOURNE	51100	BUS 3554	2017	3,878.14	36320	1	01/24/2021
20000	Transit Services	2025-434000	A401530159518	747735	RADIO MOBILE XG-25M HARRIS	SCATS - MELBOURNE	51100	BUS 3551	2017	3,878.74	36320	1	01/24/2021
20000	Transit Services	2025-44000	A40153001959	747734	RADIO MOBILE XG-25M HARRIS	SCATS - MELBOURNE	51100	BUS 3553	2017	3,878.73	36320	1	01/24/2021
20000	Transit Services	2025-45000	A40153015560	747735	RADIO MOBILE XG-25M HARRIS	SCATS - MELBOURNE	51100	BUS 3512	2017	3,878.73	36320	1	01/24/2021
20000	Transit Services	2025-49000	A401530218602	748655	RADIO MOBILE XG25M HARRIS	SCATS - MELBOURNE	51100	BUS 3624	2018	3,891.20	36300	1	01/24/2021
20000	Transit Services	2025-51000	A40153020739	748655	RADIO MOBILE XG25M HARRIS	SCAT 1042	51100	SCAT 1042	2018	3,891.20	36300	1	01/24/2021
20000	Transit Services	2025-52000	A40153020737	748657	RADIO MOBILE XG25M HARRIS	SCATS - MELBOURNE	51100	BUS 3022	2018	3,891.20	36300	1	01/24/2021
20000	Transit Services	2025-53000	A40153020604	748658	RADIO MOBILE XG25M HARRIS	SCATS - MELBOURNE	51100	BUS 3022	2018	3,891.20	36300	1	01/24/2021
20000	Transit Services	2025-55000	A40153020728	748662	RADIO MOBILE XG25M HARRIS	SCATS - MELBOURNE	51100	BUS 3022	2018	3,891.20	36300	1	01/24/2021
20000	Transit Services	2025-57000	A40153020729	748663	RADIO MOBILE XG25M HARRIS	SCATS - MELBOURNE	51100	BUS 3022	2018	3,891.20	36300	1	01/24/2021
20000	Transit Services	2140552000	11440410660043	853385	DIGITAL VIDEO RECORDING SYSTEM W/4 CAMERAS	SCATS - MELBOURNE	51100	BUS 2214	2010	3,556.00	36300	1	01/24/2021
20000	Transit Services	2140552000	11440410660013	853387	DIGITAL VIDEO RECORDING SYSTEM W/4 CAMERAS	SCATS - MELBOURNE	51100	BUS 2332	2010	3,556.00	36300	1	01/24/2021
20000	Transit Services	2140552000	11440410660042	853389	DIGITAL VIDEO RECORDING SYSTEM W/4 CAMERAS	SCATS - MELBOURNE	51100	BUS 2332	2010	3,556.00	36300	1	01/24/2021
20000	Transit Services	2140552000	11435510660115	853391	DIGITAL VIDEO RECORDING SYSTEM W/4 CAMERAS	SCATS - MELBOURNE	51100	BUS 2215	2010	3,556.00	36300	1	01/24/2021
20000	Transit Services	2140552000	11440410660031	853393	DIGITAL VIDEO RECORDING SYSTEM W/4 CAMERAS	SCATS - MELBOURNE	51100	BUS 2216	2010	3,556.00	36300	1	01/24/2021
20000	Transit Services	2140552000	11435510660113	853395	DIGITAL VIDEO RECORDING SYSTEM W/4 CAMERAS	SCATS - MELBOURNE	51100	BUS 2332	2010	3,556.00	36300	1	01/24/2021
20000	Transit Services	2140552000	11435510660119	853396	DIGITAL VIDEO RECORDING SYSTEM W/4 CAMERAS	SCATS - MELBOURNE	51100	BUS 2332	2010	3,556.00	36300	1	01/24/2021
20000	Transit Services	2140552000	11435510660111	853397	DIGITAL VIDEO RECORDING SYSTEM W/4 CAMERAS	SCATS - MELBOURNE	51100	BUS 2332	2010	3,556.00	36300	1	01/24/2021
20000	Transit Services	2140552000	11435510660119	853398	DIGITAL VIDEO RECORDING SYSTEM W/4 CAMERAS	SCATS - MELBOURNE	51100	BUS 2332	2010	3,556.00	36300	1	01/24/2021
20000	Transit Services	2140552000	11440410660035	853399	DIGITAL VIDEO RECORDING SYSTEM W/4 CAMERAS	SCATS - MELBOURNE	51100	BUS 2332	2010	3,556.00	36300	1	01/24/2021
20000	Transit Services	2140552000	1144041066003	853400	DIGITAL VIDEO RECORDING SYSTEM W/4 CAMERAS	SCATS - MELBOURNE	51100	BUS 2332	2010	3,556.00	36300	1	01/24/2021
20000	Transit Services	2140552000	11440410660050	853401	DIGITAL VIDEO RECORDING SYSTEM W/4 CAMERAS	SCATS - MELBOURNE	51100	BUS 2332	2010	3,556.00	36300	1	01/24/2021
20000	Transit Services	2140552000	11440410660050	853402	DIGITAL VIDEO RECORDING SYSTEM W/4 CAMERAS	SCATS - MELBOURNE	51100	BUS 2332	2010	3,556.00	36300	1	01/24/2021
20000	Transit Services	2140552000	11440410660050	853403	DIGITAL VIDEO RECORDING SYSTEM W/4 CAMERAS	SCATS - MELBOURNE	51100	BUS 2332	2010	3,556.00	36300	1	01/24/2021
20000	Transit Services	2140552000	11440410660050	853404	DIGITAL VIDEO RECORDING SYSTEM W/4 CAMERAS	SCATS - MELBOURNE	51100	BUS 2332	2010	3,556.00	36300	1	01/24/2021
20000	Transit Services	2140552000	11440410660050	853405	DIGITAL VIDEO RECORDING SYSTEM W/4 CAMERAS	SCATS - MELBOURNE	51100	BUS 2332	2010	3,556.00	36300	1	01/24/2021
20000	Transit Services	2140552000	11440410660050	853406	DIGITAL VIDEO RECORDING SYSTEM W/4 CAMERAS	SCATS - MELBOURNE	51100	BUS 2332	2010	3,556.00	36300	1	01/24/2021
20000	Transit Services	2140552000	11440410660050	853407	DIGITAL VIDEO RECORDING SYSTEM W/4 CAMERAS	SCATS - MELBOURNE	51100	BUS 2332	2010	3,556.00	36300	1	01/24/2021
20000	Transit Services	2140552000	11440410660050	853408	DIGITAL VIDEO RECORDING SYSTEM W/4 CAMERAS	SCATS - MELBOURNE	51100	BUS 2332	2010	3,556.00	36300	1	01/24/2021
20000	Transit Services	2140552000	11440410660050	853409	DIGITAL VIDEO RECORDING SYSTEM W/4 CAMERAS	SCATS - MELBOURNE	51100	BUS 2332	2010	3,556.00	36300	1	01/24/2021
20000	Transit Services	2140552000	11440410660050	853410	DIGITAL VIDEO RECORDING SYSTEM W/4 CAMERAS	SCATS - MELBOURNE	51100	BUS 2332	2010	3,556.00	36300	1	01/24/2021
20000	Transit Services	2140552000	11440410660050	853411	DIGITAL VIDEO RECORDING SYSTEM W/4 CAMERAS	SCATS - MELBOURNE	51100	BUS 2332	2010	3,556.00	36300	1	01/24/2021
20000	Transit Services	2140552000	11440410660050	853412	DIGITAL VIDEO RECORDING SYSTEM W/4 CAMERAS	SCATS - MELBOURNE	51100	BUS 2332	2010	3,556.00	36300	1	01/24/2021
20000	Transit Services	2140552000	11440410660050	853413	DIGITAL VIDEO RECORDING SYSTEM W/4 CAMERAS	SCATS - MELBOURNE	51100	BUS 2332	2010	3,556.00	36300	1	01/24/2021
20000	Transit Services	2140552000	11440410660050	853414	DIGITAL VIDEO RECORDING SYSTEM W/4 CAMERAS	SCATS - MELBOURNE	51100	BUS 2332	2010	3,556.00	36300	1	01/24/2021
20000	Transit Services	2140552000	11440410660050	853415	DIGITAL VIDEO RECORDING SYSTEM W/4 CAMERAS	SCATS - MELBOURNE	51100	BUS 2332	2010	3,556.00	36300	1	01/24/2021
20000	Transit Services	2140552000	11440410660050	853416	DIGITAL VIDEO RECORDING SYSTEM W/4 CAMERAS	SCATS - MELBOURNE	51100	BUS 2332	2010	3,556.00	36300	1	01/24/2021
20000	Transit Services	2140552000	11440410660050	853417	DIGITAL VIDEO RECORDING SYSTEM W/4 CAMERAS	SCATS - MELBOURNE	51100	BUS 2332	2010	3,556.00	36300	1	01/24/2021
20000	Transit Services	2140552000	11440410660050	853418	DIGITAL VIDEO RECORDING SYSTEM W/4 CAMERAS	SCATS - MELBOURNE	51100	BUS 2332	2010	3,556.00	36300	1	01/24/2021
20000	Transit Services	2140552000	11440410660050	853419	DIGITAL VIDEO RECORDING SYSTEM W/4 CAMERAS	SCATS - MELBOURNE	51100	BUS 2332	2010	3,556.00	36300	1	01/24/2021
20000	Transit Services	2140552000	11440410660050	853420	DIGITAL VIDEO RECORDING SYSTEM W/4 CAMERAS	SCATS - MELBOURNE	51100	BUS 2332	2010	3,556.00	36300	1	01/24/2021
20000	Transit Services	2140552000	11440410660050	853421	DIGITAL VIDEO RECORDING SYSTEM W/4 CAMERAS	SCATS - MELBOURNE	51100	BUS 2332	2010	3,556.00	36300	1	01/24/2021
20000	Transit Services	2140552000	11440410660050	853422	DIGITAL VIDEO RECORDING SYSTEM W/4 CAMERAS	SCATS - MELBOURNE	51100	BUS 2332	2010	3,556.00	36300	1	01/24/2021
20000	Transit Services	2140552000	11440410660050	853423	DIGITAL VIDEO RECORDING SYSTEM W/4 CAMERAS	SCATS - MELBOURNE	51100	BUS 2332	2010	3,556.00	36300	1	01/24/2021
20000	Transit Services	2140552000	11440410660050	853424	DIGITAL VIDEO RECORDING SYSTEM W/4 CAMERAS	SCATS - MELBOURNE	51100	BUS 2332	2010	3,556.00	36300	1	01/24/2021
20000	Transit Services	2140552000	11440410660050	853425	DIGITAL VIDEO RECORDING SYSTEM W/4 CAMERAS	SCATS - MELBOURNE	51100	BUS 2332	2010	3,556.00	36300	1	01/24/2021
20000	Transit Services	2140552000	11440410660050	853426	DIGITAL VIDEO RECORDING SYSTEM W/4 CAMERAS	SCATS - MELBOURNE	51100	BUS 2332	2010	3,556.00	36300	1	01/24/2021
20000	Transit Services	2140552000	11440410660050	853427	DIGITAL VIDEO RECORDING SYSTEM W/4 CAMERAS	SCATS - MELBOURNE	51100	BUS 2332	2010	3,556.00	36300	1	01/24/2021
20000	Transit Services	2140552000	11440410660050	853428	DIGITAL VIDEO RECORDING SYSTEM W/4 CAMERAS	SCATS - MELBOURNE	51100	BUS 2332	2010	3,556.00	36300	1	01/24/2021
20000	Transit Services	2140552000	11440410660050	853429	DIGITAL VIDEO RECORDING SYSTEM W/4 CAMERAS	SCATS - MELBOURNE	51100	BUS 2332	2010	3,556.00	36300	1	01/24/2021
20000	Transit Services	2140552000	11440410660050	853430	DIGITAL VIDEO RECORDING SYSTEM W/4 CAMERAS	SCATS - MELBOURNE	51100	BUS 2332	2010	3,556.00	36300	1	01/24/2021
20000	Transit Services	2140552000	11440410660050	853431	DIGITAL VIDEO RECORDING SYSTEM W/4 CAMERAS	SCATS - MELBOURNE	51100	BUS 2332	2010	3,556.00	36300	1	01/24/2021
20000	Transit Services	2140552000	11440410660050	853432	DIGITAL VIDEO RECORDING SYSTEM W/4 CAMERAS	SCATS - MELBOURNE	51100	BUS 2332	2010	3,556.00	36300	1	01/24/2021
20000	Transit Services	2140552000	11440410660050	853433	DIGITAL VIDEO RECORDING SYSTEM W/4 CAMERAS	SCATS - MELBOURNE	51100	BUS 2332	2010	3,556.00	36300	1	01/24/2021
20000	Transit Services	2140552000	11440410660050	853434	DIGITAL VIDEO RECORDING SYSTEM W/4 CAMERAS	SCATS - MELBOURNE	51100	BUS 2332	2010	3,556.00	36300	1	01/24/2021
20000	Transit Services	2140552000	11440410660050	853435	DIGITAL VIDEO RECORDING SYSTEM W/4 CAMERAS	SCATS - MELBOURNE	51100	BUS 2332	2010	3,556.00	36300	1	01/24/2021
20000	Transit Services	2140552000	11440410660050	853436	DIGITAL VIDEO RECORDING SYSTEM W/4 CAMERAS	SCATS - MELBOURNE	51100	BUS 2332	2010	3,556.00	36300	1	01/24/2021
20000	Transit Services	2140552000	11440410660050	853437	DIGITAL VIDEO RECORDING SYSTEM W/4 CAMERAS	SCATS - MELBOURNE	51100	BUS 2332	2010	3,556.00	36300	1	01/24/2021
20000	Transit Services	2140552000	11440410660050	853438	DIGITAL VIDEO RECORDING SYSTEM W/4 CAMERAS	SCATS - MELBOURNE	51100	BUS 2332	2010	3,556.00	36300	1	01/24/2021
20000	Transit Services	2140552000	11440410660050	853439	DIGITAL VIDEO RECORDING SYSTEM W/4 CAMERAS	SCATS - MELBOURNE	51100	BUS 2332	2010	3,556.00	36300	1	01/24/2021
20000	Transit Services	2140552000	11440410660050	853440	DIGITAL VIDEO RECORDING SYSTEM W/4 CAMERAS	SCATS - MELBOURNE	51100	BUS 2332	2010	3,556.00	36300	1	01/24/2021
20000	Transit Services	2140552000	11440410660050	853441	DIGITAL VIDEO RECORDING SYSTEM W/4 CAMERAS	SCATS - MELBOURNE	51100	BUS 2332	2010	3,556.00	36300	1	01/24/2021
20000	Transit Services	2140552000	11440410660050	853442	DIGITAL VIDEO RECORDING SYSTEM W/4 CAMERAS	SCATS - MELBOURNE	51100	BUS 2332	2010	3,556.00	36300	1	01/24/2021
20000	Transit Services	2140552000	11440410660050	853443	DIGITAL VIDEO RECORDING SYSTEM W/4 CAMERAS	SCATS - MELBOURNE	51100	BUS 2332	2010	3,556.00	36300	1	01/24/2021
20000	Transit Services	2140552000	11440410660050	853444	DIGITAL VIDEO RECORDING SYSTEM W/4 CAMERAS	SCATS - MELBOURNE	51100	BUS 2332	2010	3,556.00	36300	1	01/24/2021
20000	Transit Services	2140552000	11440410660050	853445	DIGITAL VIDEO RECORDING SYSTEM W/4 CAMERAS	SCATS - MELBOURNE	51100	BUS 2332	2010	3,556.00	36300	1	01/24/2021
20000	Transit Services	2140552000	11440410660050	853446	DIGITAL VIDEO RECORDING SYSTEM W/4 CAMERAS	SCATS - MELBOURNE	51100	BUS 2332	2010	3,556.00	36300	1	01/24/2021
20000	Transit Services	2140552000	11440410660050	853447	DIGITAL VIDEO RECORDING SYSTEM W/4 CAMERAS	SCATS - MELBOURNE	51100	BUS 2332	2010	3,556.00	36300	1	01/24/2021
20000	Transit Services	2140552000	11440410660050	853448	DIGITAL VIDEO RECORDING SYSTEM W/4 CAMERAS	SCATS - MELBOURNE	51100	BUS 2332	2010	3,556.00	36300	1	01/24/2021
20000	Transit Services	2140552000	11440410660050	853449	DIGITAL VIDEO RECORDING SYSTEM W/4 CAMERAS	SCATS - MELBOURNE	51100	BUS 2332	2010	3,556.00	36300	1	01/24/2021
20000	Transit Services	2140552000	11440410660050	853450	DIGITAL VIDEO RECORDING SYSTEM W/4 CAMERAS	SCATS - MELBOURNE	51100	BUS 2332	2010	3,556.00	36300	1	01/24/2021
20000</													

26000	Transit Services	3330172000	15GGB7-71 47 1078465	580134	BUS 2007 35 2 WHEELCHAIR GILLIG	SCATS - MELBOURNE	51100	51100	BUS 3510	2007	344,330.00	563620	1	01/24/2021
26000	Transit Services	3330172000	15GGB7-187 1078465	580136	BUS 2007 35 2 WHEELCHAIR GILLIG	SCATS - MELBOURNE	51100	51100	BUS 3512	2007	344,330.00	563620	1	01/24/2021
26000	Transit Services	3330172000	15GGB7-71 37 1078465	580137	BUS 2007 35 2 WHEELCHAIR GILLIG	SCATS - MELBOURNE	51100	51100	BUS 3513	2007	344,330.00	563600	1	01/24/2021
26000	Transit Services	3330172000	15GGB7-71 37 1078465	580140	BUS 2007 35 2 WHEELCHAIR GILLIG	SCATS - MELBOURNE	51100	51100	BUS 3521	2007	343,789.00	563620	1	01/24/2021
26000	Transit Services	3330185000	1G8KGSAL44 1181655	580155	BUS 2011 MODEL CTB712123F GLAVAL BUS	SCATS - MELBOURNE	51100	51100	BUS 2711	2011	69,000.00	363720	1	01/24/2021
26000	Transit Services	3330187000	1G8KGS5AL7A1183680	580157	BUS 2011 MODEL CTB712123F GLAVAL BUS	SCATS - MELBOURNE	51100	51100	BUS 2715	2011	89,000.00	363720	1	01/24/2021
26000	Transit Services	3330189000	1G8K5AL5A1183460	580159	BUS 2011 MODEL CTB712123F GLAVAL BUS	SCATS - MELBOURNE	51100	51100	BUS 2712	2011	88,000.00	363720	1	01/24/2021
26000	Transit Services	3330191000	1G8K5AL5A1183460	580160	BUS 2011 MODEL CTB712123F GLAVAL BUS	SCATS - MELBOURNE	51100	51100	BUS 2214	2011	88,000.00	363720	1	01/24/2021
26000	Transit Services	3330191000	1G8K5AL5A1183460	580161	BUS 2011 MODEL CTB712123F GLAVAL BUS	SCATS - MELBOURNE	51100	51100	BUS 2214	2011	88,000.00	363720	1	01/24/2021
26000	Transit Services	3330191000	1G8K5AL5A1183460	580162	BUS 2011 MODEL CTB712123F GLAVAL BUS	SCATS - MELBOURNE	51100	51100	BUS 2214	2011	88,000.00	363720	1	01/24/2021
26000	Transit Services	3330191000	1G8K5AL5A1183460	580163	BUS 2011 MODEL CTB712123F GLAVAL BUS	SCATS - MELBOURNE	51100	51100	BUS 2214	2011	88,000.00	363720	1	01/24/2021
26000	Transit Services	3330191000	1G8K5AL5A1183460	580164	BUS 2011 MODEL CTB712123F GLAVAL BUS	SCATS - MELBOURNE	51100	51100	BUS 2214	2011	88,000.00	363720	1	01/24/2021
26000	Transit Services	3330191000	1G8K5AL5A1183460	580165	BUS 2011 MODEL CTB712123F GLAVAL BUS	SCATS - MELBOURNE	51100	51100	BUS 2214	2011	88,000.00	363720	1	01/24/2021
26000	Transit Services	3330191000	1G8K5AL5A1183460	580166	BUS 2011 MODEL CTB712123F GLAVAL BUS	SCATS - MELBOURNE	51100	51100	BUS 2214	2011	88,000.00	363720	1	01/24/2021
26000	Transit Services	3330191000	1G8K5AL5A1183460	580167	BUS 2011 MODEL CTB712123F GLAVAL BUS	SCATS - MELBOURNE	51100	51100	BUS 2214	2011	88,000.00	363720	1	01/24/2021
26000	Transit Services	3330191000	1G8K5AL5A1183460	580168	BUS 2011 MODEL CTB712123F GLAVAL BUS	SCATS - MELBOURNE	51100	51100	BUS 2214	2011	88,000.00	363720	1	01/24/2021
26000	Transit Services	3330191000	1G8K5AL5A1183460	580169	BUS 2011 MODEL CTB712123F GLAVAL BUS	SCATS - MELBOURNE	51100	51100	BUS 2214	2011	88,000.00	363720	1	01/24/2021
26000	Transit Services	3330191000	1G8K5AL5A1183460	580170	BUS 2011 MODEL CTB712123F GLAVAL BUS	SCATS - MELBOURNE	51100	51100	BUS 2214	2011	88,000.00	363720	1	01/24/2021
26000	Transit Services	3330191000	1G8K5AL5A1183460	580171	BUS 2011 MODEL CTB712123F GLAVAL BUS	SCATS - MELBOURNE	51100	51100	BUS 2214	2011	88,000.00	363720	1	01/24/2021
26000	Transit Services	3330191000	1G8K5AL5A1183460	580172	BUS 2011 MODEL CTB712123F GLAVAL BUS	SCATS - MELBOURNE	51100	51100	BUS 2214	2011	88,000.00	363720	1	01/24/2021
26000	Transit Services	3330191000	1G8K5AL5A1183460	580173	BUS 2011 MODEL CTB712123F GLAVAL BUS	SCATS - MELBOURNE	51100	51100	BUS 2214	2011	88,000.00	363720	1	01/24/2021
26000	Transit Services	3330191000	1G8K5AL5A1183460	580174	BUS 2011 MODEL CTB712123F GLAVAL BUS	SCATS - MELBOURNE	51100	51100	BUS 2214	2011	88,000.00	363720	1	01/24/2021
26000	Transit Services	3330191000	1G8K5AL5A1183460	580175	BUS 2011 MODEL CTB712123F GLAVAL BUS	SCATS - MELBOURNE	51100	51100	BUS 2214	2011	88,000.00	363720	1	01/24/2021
26000	Transit Services	3330191000	1G8K5AL5A1183460	580176	BUS 2011 MODEL CTB712123F GLAVAL BUS	SCATS - MELBOURNE	51100	51100	BUS 2214	2011	88,000.00	363720	1	01/24/2021
26000	Transit Services	3330191000	1G8K5AL5A1183460	580177	BUS 2011 MODEL CTB712123F GLAVAL BUS	SCATS - MELBOURNE	51100	51100	BUS 2214	2011	88,000.00	363720	1	01/24/2021
26000	Transit Services	3330191000	1G8K5AL5A1183460	580178	BUS 2011 MODEL CTB712123F GLAVAL BUS	SCATS - MELBOURNE	51100	51100	BUS 2214	2011	88,000.00	363720	1	01/24/2021
26000	Transit Services	3330191000	1G8K5AL5A1183460	580179	BUS 2011 MODEL CTB712123F GLAVAL BUS	SCATS - MELBOURNE	51100	51100	BUS 2214	2011	88,000.00	363720	1	01/24/2021
26000	Transit Services	3330191000	1G8K5AL5A1183460	580180	BUS 2011 MODEL CTB712123F GLAVAL BUS	SCATS - MELBOURNE	51100	51100	BUS 2214	2011	88,000.00	363720	1	01/24/2021
26000	Transit Services	3330191000	1G8K5AL5A1183460	580181	BUS 2011 MODEL CTB712123F GLAVAL BUS	SCATS - MELBOURNE	51100	51100	BUS 2214	2011	88,000.00	363720	1	01/24/2021
26000	Transit Services	3330191000	1G8K5AL5A1183460	580182	BUS 2011 MODEL CTB712123F GLAVAL BUS	SCATS - MELBOURNE	51100	51100	BUS 2214	2011	88,000.00	363720	1	01/24/2021
26000	Transit Services	3330191000	1G8K5AL5A1183460	580183	BUS 2011 MODEL CTB712123F GLAVAL BUS	SCATS - MELBOURNE	51100	51100	BUS 2214	2011	88,000.00	363720	1	01/24/2021
26000	Transit Services	3330191000	1G8K5AL5A1183460	580184	BUS 2011 MODEL CTB712123F GLAVAL BUS	SCATS - MELBOURNE	51100	51100	BUS 2214	2011	88,000.00	363720	1	01/24/2021
26000	Transit Services	3330191000	1G8K5AL5A1183460	580185	BUS 2011 MODEL CTB712123F GLAVAL BUS	SCATS - MELBOURNE	51100	51100	BUS 2214	2011	88,000.00	363720	1	01/24/2021
26000	Transit Services	3330191000	1G8K5AL5A1183460	580186	BUS 2011 MODEL CTB712123F GLAVAL BUS	SCATS - MELBOURNE	51100	51100	BUS 2214	2011	88,000.00	363720	1	01/24/2021
26000	Transit Services	3330191000	1G8K5AL5A1183460	580187	BUS 2011 MODEL CTB712123F GLAVAL BUS	SCATS - MELBOURNE	51100	51100	BUS 2214	2011	88,000.00	363720	1	01/24/2021
26000	Transit Services	3330191000	1G8K5AL5A1183460	580188	BUS 2011 MODEL CTB712123F GLAVAL BUS	SCATS - MELBOURNE	51100	51100	BUS 2214	2011	88,000.00	363720	1	01/24/2021
26000	Transit Services	3330191000	1G8K5AL5A1183460	580189	BUS 2011 MODEL CTB712123F GLAVAL BUS	SCATS - MELBOURNE	51100	51100	BUS 2214	2011	88,000.00	363720	1	01/24/2021
26000	Transit Services	3330191000	1G8K5AL5A1183460	580190	BUS 2011 MODEL CTB712123F GLAVAL BUS	SCATS - MELBOURNE	51100	51100	BUS 2214	2011	88,000.00	363720	1	01/24/2021
26000	Transit Services	3330213000	1G8K5AL5A1183460	580221	BUS 2012 GNF14128 CUTAWAY GLAVAL	SCATS - MELBOURNE	51100	51100	BUS 2019	2012	350,887.00	363600	1	01/24/2021
26000	Transit Services	3330213000	1G8K5AL5A1183460	580222	BUS 2012 GNF14128 CUTAWAY GLAVAL	SCATS - MELBOURNE	51100	51100	BUS 2019	2012	350,887.00	363600	1	01/24/2021
26000	Transit Services	3330213000	1G8K5AL5A1183460	580223	BUS 2012 GNF14128 CUTAWAY GLAVAL	SCATS - MELBOURNE	51100	51100	BUS 2019	2012	350,887.00	363600	1	01/24/2021
26000	Transit Services	3330213000	1G8K5AL5A1183460	580224	BUS 2012 GNF14128 CUTAWAY GLAVAL	SCATS - MELBOURNE	51100	51100	BUS 2019	2012	350,887.00	363600	1	01/24/2021
26000	Transit Services	3330213000	1G8K5AL5A1183460	580225	BUS 2012 GNF14128 CUTAWAY GLAVAL	SCATS - MELBOURNE	51100	51100	BUS 2019	2012	350,887.00	363600	1	01/24/2021
26000	Transit Services	3330213000	1G8K5AL5A1183460	580226	BUS 2012 GNF14128 CUTAWAY GLAVAL	SCATS - MELBOURNE	51100	51100	BUS 2019	2012	350,887.00	363600	1	01/24/2021
26000	Transit Services	3330213000	1G8K5AL5A1183460	580227	BUS 2012 GNF14128 CUTAWAY GLAVAL	SCATS - MELBOURNE	51100	51100	BUS 2019	2012	350,887.00	363600	1	01/24/2021
26000	Transit Services	3330213000	1G8K5AL5A1183460	580228	BUS 2012 GNF14128 CUTAWAY GLAVAL	SCATS - MELBOURNE	51100	51100	BUS 2019	2012	350,887.00	363600	1	01/24/2021
26000	Transit Services	3330213000	1G8K5AL5A1183460	580229	BUS 2012 GNF14128 CUTAWAY GLAVAL	SCATS - MELBOURNE	51100	51100	BUS 2019	2012	350,887.00	363600	1	01/24/2021
26000	Transit Services	3330213000	1G8K5AL5A1183460	580230	BUS 2012 GNF14128 CUTAWAY GLAVAL	SCATS - MELBOURNE	51100	51100	BUS 2019	2012	350,887.00	363600	1	01/24/2021
26000	Transit Services	3330213000	1G8K5AL5A1183460	580231	BUS 2012 GNF14128 CUTAWAY GLAVAL	SCATS - MELBOURNE	51100	51100	BUS 2019	2012	350,887.00	363600	1	01/24/2021
26000	Transit Services	3330213000	1G8K5AL5A1183460	580232	BUS 2012 GNF14128 CUTAWAY GLAVAL	SCATS - MELBOURNE	51100	51100	BUS 2019	2012	350,887.00	363600	1	01/24/2021
26000	Transit Services	3330213000	1G8K5AL5A1183460	580233	BUS 2012 GNF14128 CUTAWAY GLAVAL	SCATS - MELBOURNE	51100	51100	BUS 2019	2012	350,887.00	363600	1	01/24/2021
26000	Transit Services	3330213000	1G8K5AL5A1183460	580234	BUS 2012 GNF14128 CUTAWAY GLAVAL	SCATS - MELBOURNE	51100	51100	BUS 2019	2012	350,887.00	363600	1	01/24/2021
26000	Transit Services	3330213000	1G8K5AL5A1183460	580235	BUS 2012 GNF14128 CUTAWAY GLAVAL	SCATS - MELBOURNE	51100	51100	BUS 2019	2012	350,887.00	363600	1	01/24/2021
26000	Transit Services	3330213000	1G8K5AL5A1183460	580236	BUS 2012 GNF14128 CUTAWAY GLAVAL	SCATS - MELBOURNE	51100	51100	BUS 2019	2012	350,887.00	363600	1	01/24/2021
26000	Transit Services	3330213000	1G8K5AL5A1183460	580237	BUS 2012 GNF14128 CUTAWAY GLAVAL	SCATS - MELBOURNE	51100	51100	BUS 2019	2012	350,887.00	363600	1	01/24/2021
26000	Transit Services	3330213000	1G8K5AL5A1183460	580238	BUS 2012 GNF14128 CUTAWAY GLAVAL	SCATS - MELBOURNE	51100	51100	BUS 2019	2012	350,887.00	363600	1	01/24/2021
26000	Transit Services	3330213000	1G8K5AL5A1183460	580239	BUS 2012 GNF14128 CUTAWAY GLAVAL	SCATS - MELBOURNE	51100	51100	BUS 2019	2012	350,887.00	363600	1	01/24/2021
26000	Transit Services	3330213000	1G8K5AL5A1183460	580240	BUS 2012 GNF14128 CUTAWAY GLAVAL	SCATS - MELBOURNE	51100	51100	BUS 2019	2012	350,887.00	363600	1	01/24/2021
26000	Transit Services	3330213000	1G8K5AL5A1183460	580241	BUS 2012 GNF14128 CUTAWAY GLAVAL	SCATS - MELBOURNE	51100	51100	BUS 2019	2012	350,887.00	363600	1	01/24/2021
26000	Transit Services	3330213000	1G8K5AL5A1183460	580242	BUS 2012 GNF14128 CUTAWAY GLAVAL	SCATS - MELBOURNE	51100	51100	BUS 2019	2012	350,887.00	363600	1	01/24/2021
26000	Transit Services	3330213000	1G8K5AL5A1183460	580243	BUS 2012 GNF14128 CUTAWAY GLAVAL	SCATS - MELBOURNE	51100	51100	BUS 2019	2012	350,887.00	363600	1	01/24/2021
26000	Transit Services	3330213000	1G8K5AL5A1183460	580244	BUS 2012 GNF14128 CUTAWAY GLAVAL	SCATS - MELBOURNE	51100	51100	BUS 2019	2012	350,887.00	363600	1	01/24/2021
26000	Transit Services	3330213000	1G8K5AL5A1183460	580245	BUS 2012 GNF14128 CUTAWAY GLAVAL	SCATS - MELBOURNE	51100	51100	BUS 2019	2012	350,887.00	363600	1	01/24/2021
26000	Transit Services	3330213000	1G8K5AL5A1183460	580246	BUS 2012 GNF14128 CUTAWAY GLAVAL	SCATS - MELBOURNE	51100	51100	BUS 2019	2012	350,887.00	363600	1	01/24/2021
26000	Transit Services	3330213000	1G8K5AL5A1183460	580247	BUS 2012 GNF14128 CUTAWAY GLAVAL	SCATS - MELBOURNE	51100	51100	BUS 2019	2012	35			

1202161/2

OFFICIAL RECEIPT OF PROPERTY
CUST 206-00 TRANSIT SERVICES[illegible]

I, Scott Nelson, hereby acknowledge receipt for the attached property which is in my custody and located as indicated on this report.

SIGNATURE OF CUSTODIAN Scott Allen DATE 2/13/21

Vincent, Merrill

ASSET MANAGEMENT

DATE _____

PART III – MANAGERIAL CAPABILITY

Exhibit I: FDOT Certification and Assurances

Brevard County Board of County Commissioners d/b/a Space Coast Area Transit certifies and assures to the Florida Department of Transportation regarding its Application under U.S.C. Section 5310 dated *6th* day of *May, 2021*.

- 1 It shall adhere to all Certifications and Assurances made to the federal government in its Application.
- 2 It shall comply with Florida Statutes:
 - Section 341.051–Administration and financing of public transit and intercity bus service programs and projects
 - Section 341.061 (2)–Transit Safety Standards; Inspections and System Safety Reviews
 - Section 252.42 – Government equipment, services and facilities: In the event of any emergency, the division may make available any equipment, services, or facilities owned or organized by the state or its political subdivisions for use in the affected area upon request of the duly constituted authority of the area or upon the request of any recognized and accredited relief agency through such duly constituted authority.
- 3 It shall comply with Florida Administrative Code **(Does not apply to Section 5310 only recipients)**:
 - Rule Chapter 14-73–Public Transportation
 - Rule Chapter 14-90–Equipment and Operational Safety Standards for Bus Transit Systems
 - Rule Chapter 14-90.0041–Medical Examination for Bus System Driver
 - Rule Chapter 41-2–Commission for the Transportation Disadvantaged
- 4 It shall comply with FDOT’s:
 - Bus Transit System Safety Program Procedure No. 725-030-009
(Does not apply to Section 5310 only recipients)
 - Transit Vehicle Inventory Management Procedure No. 725-030-025
 - Public Transportation Vehicle Leasing Procedure No. 725-030-001
 - Guidelines for Acquiring Vehicles
 - Procurement Guidance for Transit Agencies Manual
- 5 It has the fiscal and managerial capability and legal authority to file the application. Local matching funds will be available to purchase vehicles/equipment at the time an order is placed.
- 6 It will carry adequate insurance to maintain, repair, or replace project vehicles/equipment in the event of loss or damage due to an accident or casualty.
- 7 It will maintain project vehicles/equipment in good working order for the useful life of the vehicles/equipment.

- 8 It will return project vehicles/equipment to FDOT if, for any reason, they are no longer needed or used for the purpose intended.
- 9 It recognizes FDOT's authority to remove vehicles/equipment from its premises, at no cost to FDOT, if FDOT determines the vehicles/equipment are not used for the purpose intended, improperly maintained, uninsured, or operated unsafely.
- 10 It will not enter into any lease of project vehicles/equipment or contract for transportation services with any third party without prior approval of FDOT.
- 11 It will notify FDOT within **24 hours** of any accident or casualty involving project vehicles/equipment and submit related reports as required by FDOT.
- 12 It will notify FDOT and request assistance if a vehicle should become unserviceable.
- 13 It will submit an annual financial audit report to FDOT (FDOTSingleAudit@dot.state.fl.us), if required.
- 14 It will undergo a triennial review and inspection by FDOT to determine compliance with the baseline requirements. If found not in compliance, it must send a progress report to the local FDOT District office on a quarterly basis outlining the agency's progress towards compliance.

May 4, 2021

Date



Signature of Authorized Representative

Rita Pritchett, Chair

Typed Name and Title of Authorized Representative

As approved by the Board on 5/4/2021.

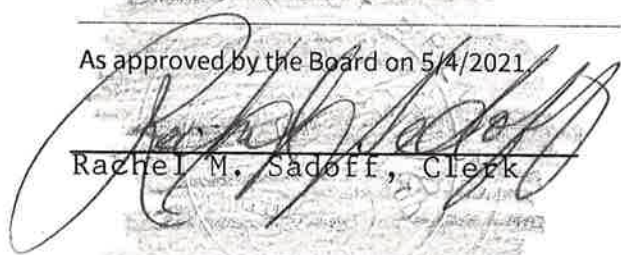

Rachel M. Sadoff, Clerk

Exhibit J: Standard Lobbying Certification

The undersigned Brevard County Board of County Commissioners d/b/a Space Coast Area Transit certifies, to the best of his or her knowledge and belief, that:

- 1 No Federal appropriated funds have been paid or will be paid, by or on behalf of the undersigned, to any person for influencing or attempting to influence an officer or employee of an agency, a Member of Congress, an officer or employee of Congress, or an employee of a Member of Congress in connection with the awarding of any Federal contract, the making of any Federal grant, the making of any Federal loan, the entering into of any cooperative agreement, and the extension, continuation, renewal, amendment, or modification of any Federal contract, grant, loan, or cooperative agreement.
- 2 If any funds other than Federal appropriated funds have been paid or will be paid to any person for making lobbying contacts to an officer or employee of any agency, a Member of Congress, an officer or employee of Congress, or an employee of a Member of Congress in connection with this Federal contract, grant, loan, or cooperative agreement, the undersigned shall complete and submit Standard Form--LLL, "Disclosure Form to Report Lobbying," (a copy of the form can be obtained from **FDOT's website**) in accordance with its instructions [as amended by "Government wide Guidance for New Restrictions on Lobbying," 61 Fed. Reg. 1413 (1/19/96). Note: Language in paragraph (2) herein has been modified in accordance with Section 10 of the Lobbying Disclosure Act of 1995 (P.L. 104-65, to be codified at 2 U.S.C. 1601, et seq.)]
- 3 The undersigned shall require that the language of this certification be included in the award documents for all sub-awards at all tiers (including subcontracts, sub-grants, and contracts under grants, loans, and cooperative agreements) and that all sub-recipients shall certify and disclose accordingly.

This certification is a material representation of fact upon which reliance was placed when this transaction was made or entered into. Submission of this certification is a prerequisite for making or entering into this transaction imposed by 31, U.S.C. § 1352 (as amended by the Lobbying Disclosure Act of 1995). Any person who fails to file the required certification shall be subject to a civil penalty of not less than \$10,000 and not more than \$100,000 for each such failure.

NOTE: Pursuant to 31 U.S.C. § 1352(c)(1)-(2)(A), any person who makes a prohibited expenditure or fails to file or amend a required certification or disclosure form shall be subject to a civil penalty of not less than \$10,000 and not more than \$100,000 for each such expenditure or failure.

Brevard County Board of County Commissioners d/b/a Space Coast Area Transit, certifies or affirms the truthfulness and accuracy of each statement of its certification and disclosure, if any. In addition, the Contractor understands and agrees that the provisions of 31 U.S.C. A 3801, et seq., apply to this certification and disclosure, if any.

May 4, 2021

_____ **Date**

_____ **Signature of Contractor's Authorized Official**

Terry Jordan, Interim Transit Services Director

_____ **Typed Name and Title of Authorized Representative**

Exhibit K: Leasing Certification**Memorandum for FTA 5310**

May 4, 2021

Date:

Brevard County Board of County Commissioners d/b/a Space Coast Area Transit

From:**Signature**

Terry Jordan, Interim Transit Services Director

Typed Name and Title of Authorized Representative

Brevard County Board of County Commissioners d/b/a Space Coast Area Transit

Typed Agency Name

To: Florida Department of Transportation, District Office Modal Development Office/Public Transit

Subject: FFY21/SFY22 GRANT APPLICATION TO THE FEDERAL TRANSIT ADMINISTRATION, OPERATING OR CAPITAL ASSISTANCE FOR ENHANCED MOBILITY OF SENIORS AND INDIVIDUALS WITH DISABILITIES PROGRAM, 49 UNITED STATES CODE SECTION 5310

Leasing:

Will the Brevard County Board of County Commissioners, as applicant to the Federal Transit Admin Section 5310 Program, lease the proposed vehicle(s) or equipment out to a third-party?

☒ No

☐ Yes

If yes, specify to whom:

NOTE: It is the responsibility of the applicant agency to ensure District approval of all lease agreements.

Exhibit L: Certification of Equivalent Service**CERTIFICATION OF EQUIVALENT SERVICE**

Brevard County Board of County Commissioners certifies that its demand responsive service offered to individuals with disabilities, including individuals who use wheelchairs, is equivalent to the level and quality of service offered to individuals without disabilities. Such service, when viewed in its entirety, is provided in the most integrated setting feasible and is equivalent with respect to:

- 1 Response time;
- 2 Fares;
- 3 Geographic service area;
- 4 Hours and days of service;
- 5 Restrictions on trip purpose;
- 6 Availability of information and reservation capability; and
- 7 Constraints on capacity or service availability.

In accordance with 49 CFR Part 37, public entities operating demand responsive systems for the general public which receive financial assistance under 49 U.S.C. 5310 and 5311 of the Federal Transit Administration (FTA) funds must file this certification with the appropriate state program office before procuring any inaccessible vehicle. Such public entities not receiving FTA funds shall also file the certification with the appropriate state office program. Such public entities receiving FTA funds under any other section of the FTA Programs must file the certification with the appropriate FTA regional office. This certification is valid for no longer than one year from its date of filing. Non-public transportation systems that serve their own clients, such as social service agencies, are required to complete this form.

Executed this 4th day of May, 2021

Terry Jordan, Interim Transit Services Director

Typed Name and Title of Authorized Representative

Signature of Authorized Representative

Form 424: Application for Federal Assistance

Attach the completed Form 424 here. You may insert the completed form as a PDF in TransCIP. Applicants must ensure that the federal amount requested in the application is consistent with the amount included in Section 18 of Form 424.

Exhibit M: Federal Certifications and Assurances

Please attach Federal Certifications and Assurances signature page and the page listing the certification categories here. You may insert the signed certifications and assurances as a PDF in TransCIP.

Exhibit N: Transportation Operating Procedure (TOP)**(Applies to Section 5310-only Applicants)**

Attach the agency's most recent TOP, if not already on file with your District Office. If no revisions were completed, the returning grant recipient should submit the TOP approval letter issued by the local FDOT District. If an applicant is a first-time applicant, then the applicant should submit a commitment letter stating that a compliant TOP will be developed prior to award; no official award will be made by FDOT until the applicant has a fully adopted and FDOT approved TOP. Upon request, FDOT will provide technical assistance concerning the development of a TOP.

Exhibit O: Title VI Plan

Attach one or more of the following, as applicable:

- **Title VI Program/Plan Concurrence Letter** issued by the FDOT District office
- **Letter from the applicant's Authorized Representative** certifying that the requested federal funds will be used to support services in compliance with an adopted Title VI Plan previously approved by and on file with FDOT.
- **First-Time Applicants** - Commitment letter stating that a compliant Title VI Plan will be developed prior to award.

Exhibit P: Protection of the Environment

Required **if the proposed project is for the construction of facilities**. Please see Grant Application Instruction Manual for details.

Exhibit Q: Triennial Review – Corrective Action Plan (CAP) Closeout

Required if the agency's latest Triennial Review included a Corrective Action Plan. Please submit a copy of the corrective action plan and/or letter of compliance.

Application for Federal Assistance SF-424

* 1. Type of Submission:

- ☐ Preapplication
☒ Application
☐ Changed/Corrected Application

* 2. Type of Application:

- ☒ New
☐ Continuation
☐ Revision

* If Revision, select appropriate letter(s):

* Other (Specify):

* 3. Date Received:

05/04/202

4. Applicant Identifier:

5a. Federal Entity Identifier:

5b. Federal Award Identifier:

State Use Only:

6. Date Received by State:

7. State Application Identifier:

8. APPLICANT INFORMATION:

* a. Legal Name: Brevard County Board of County Commissioners

* b. Employer/Taxpayer Identification Number (EIN/TIN):

59-6000523

* c. Organizational DUNS:

8301721930000

d. Address:

* Street1:

401 S. Varr Ave

Street2:

* City:

Cocoa

County/Parish:

Brevard

* State:

FL: Florida

Province:

* Country:

USA: UNITED STATES

* Zip / Postal Code:

32922-8632

e. Organizational Unit:

Department Name:

Transit Services

Division Name:

f. Name and contact information of person to be contacted on matters involving this application:

Prefix:

Mr.

* First Name:

Terry

Middle Name:

* Last Name:

Jordan

Suffix:

Title:

Interim Transit Services Director

Organizational Affiliation:

* Telephone Number:

321-635-7815

Fax Number:

321-633-1905

* Email:

Terry.Jordan@brevardfl.gov

Application for Federal Assistance SF-424

*** 9. Type of Applicant 1: Select Applicant Type:**

B: County Government

Type of Applicant 2: Select Applicant Type:

Type of Applicant 3: Select Applicant Type:

* Other (specify):

*** 10. Name of Federal Agency:**

Federal Transit Administration

11. Catalog of Federal Domestic Assistance Number:

5310

CFDA Title:

Enhanced Mobility of Seniors & Individuals with Disabilities

*** 12. Funding Opportunity Number:**

5310

* Title:

Enhanced Mobility of Seniors & Individuals with Disabilities

13. Competition Identification Number:

Title:

14. Areas Affected by Project (Cities, Counties, States, etc.):

Brevard County

Add Attachment

Delete Attachment

View Attachment

*** 15. Descriptive Title of Applicant's Project:**

Purchase of Capital Equipment to Enhance the Mobility of Seniors and Individuals with Disabilities

Attach supporting documents as specified in agency instructions.

Add Attachments

Delete Attachments

View Attachments

Application for Federal Assistance SF-424**16. Congressional Districts Of:*** a. Applicant * b. Program/Project

Attach an additional list of Program/Project Congressional Districts if needed.

17. Proposed Project:* a. Start Date: * b. End Date: **18. Estimated Funding (\$):**

* a. Federal	<input type="text" value="\$ 459,103"/>
* b. Applicant	<input type="text"/>
* c. State	<input type="text" value="\$ 57,388"/>
* d. Local	<input type="text" value="\$ 57,388"/>
* e. Other	<input type="text"/>
* f. Program Income	<input type="text"/>
* g. TOTAL	<input type="text" value="\$573,878"/>

*** 19. Is Application Subject to Review By State Under Executive Order 12372 Process?**☒ a. This application was made available to the State under the Executive Order 12372 Process for review on ☐ b. Program is subject to E.O. 12372 but has not been selected by the State for review.☐ c. Program is not covered by E.O. 12372.*** 20. Is the Applicant Delinquent On Any Federal Debt? (If "Yes," provide explanation in attachment.)**☐ Yes ☒ No

If "Yes", provide explanation and attach

21. *By signing this application, I certify (1) to the statements contained in the list of certifications** and (2) that the statements herein are true, complete and accurate to the best of my knowledge. I also provide the required assurances** and agree to comply with any resulting terms if I accept an award. I am aware that any false, fictitious, or fraudulent statements or claims may subject me to criminal, civil, or administrative penalties. (U.S. Code, Title 218, Section 1001)

☒ ** I AGREE

** The list of certifications and assurances, or an internet site where you may obtain this list, is contained in the announcement or agency specific instructions.

Authorized Representative:

Prefix:	<input type="text"/>	* First Name:	<input type="text" value="Rita"/>
Middle Name:	<input type="text"/>		
* Last Name:	<input type="text" value="Pritchett"/>		
Suffix:	<input type="text"/>		

* Title: * Telephone Number: Fax Number: * Email:

* Signature of Authorized Representative:

RITA PRITCHETT

* Date Signed:

* As approved by the Board on 5/4/2021

Exhibit M: Federal Certifications and Assurances

Certifications and Assurances

Fiscal Year 2021

FEDERAL FISCAL YEAR 2021 CERTIFICATIONS AND ASSURANCES FOR FTA ASSISTANCE PROGRAMS

(Signature pages alternate to providing Certifications and Assurances in TrAMS.)

Name of Applicant: Brevard County Board of County Commissioners d/b/a Space Coast Area Transit

The Applicant certifies to the applicable provisions of categories 01–21. X

Or,

The Applicant certifies to the applicable provisions of the categories it has selected:

Category	Certification
01 Certifications and Assurances Required of Every Applicant	<hr/>
02 Public Transportation Agency Safety Plans	<hr/>
03 Tax Liability and Felony Convictions	<hr/>
04 Lobbying	<hr/>
05 Private Sector Protections	<hr/>
06 Transit Asset Management Plan	<hr/>
07 Rolling Stock Buy America Reviews and Bus Testing	<hr/>
08 Urbanized Area Formula Grants Program	<hr/>
09 Formula Grants for Rural Areas	<hr/>
10 Fixed Guideway Capital Investment Grants and the Expedited Project Delivery for Capital Investment Grants Pilot Program	<hr/>
11 Grants for Buses and Bus Facilities and Low or No Emission Vehicle Deployment Grant Programs	<hr/>

Certifications and Assurances

Fiscal Year 2021

- 12 Enhanced Mobility of Seniors and Individuals with Disabilities Programs
- 13 State of Good Repair Grants
- 14 Infrastructure Finance Programs
- 15 Alcohol and Controlled Substances Testing
- 16 Rail Safety Training and Oversight
- 17 Demand Responsive Service
- 18 Interest and Financing Costs
- 19 Construction Hiring Preferences
- 20 Cybersecurity Certification for Rail Rolling Stock and Operations
- 21 Tribal Transit Programs

FEDERAL FISCAL YEAR 2021 FTA CERTIFICATIONS AND ASSURANCES SIGNATURE

PAGE

(Required of all Applicants for federal assistance to be awarded by FTA in FY 2021)

AFFIRMATION OF APPLICANT

Name of the Applicant: Brevard County Board of County Commissioners d/b/a Space Coast Area Transit

BY SIGNING BELOW, on behalf of the Applicant, I declare that it has duly authorized me to make these Certifications and Assurances and bind its compliance. Thus, it agrees to comply with all federal laws, regulations, and requirements, follow applicable federal guidance, and comply with the Certifications and Assurances as indicated on the foregoing page applicable to each application its Authorized Representative makes to the Federal Transit Administration (FTA) in federal fiscal year 2021, irrespective of whether the individual that acted on his or her Applicant's behalf continues to represent it.

FTA intends that the Certifications and Assurances the Applicant selects on the other side of this document should apply to each Award for which it now seeks, or may later seek federal assistance to be awarded during federal fiscal year 2021.


The Applicant affirms the truthfulness and accuracy of the Certifications and Assurances it has selected in the statements submitted with this document and any other submission made to FTA, and acknowledges that the Program Fraud Civil Remedies Act of 1986, 31 U.S.C. § 3801 *et seq.*, and implementing U.S. DOT regulations, "Program Fraud Civil Remedies," 49 CFR part 31, apply to any certification, assurance or submission made to

Certifications and Assurances

Fiscal Year 2021

FTA. The criminal provisions of 18 U.S.C. § 1001 apply to any certification, assurance, or submission made in connection with a federal public transportation program authorized by 49 U.S.C. chapter 53 or any other statute

In signing this document, I declare under penalties of perjury that the foregoing Certifications and Assurances, and any other statements made by me on behalf of the Applicant are true and accurate.

Signature 

Date: As approved by the Board on 02/23/2021

Name Rita Pritchett, Chair

Authorized Representative of Applicant

AFFIRMATION OF APPLICANT'S ATTORNEY

For (Name of Applicant): Brevard County Board of County Commissioners d/b/a Space Coast Area Transit

As the undersigned Attorney for the above-named Applicant, I hereby affirm to the Applicant that it has authority under state, local, or tribal government law, as applicable, to make and comply with the Certifications and Assurances as indicated on the foregoing pages. I further affirm that, in my opinion, the Certifications and Assurances have been legally made and constitute legal and binding obligations on it.

I further affirm that, to the best of my knowledge, there is no legislation or litigation pending or imminent that might adversely affect the validity of these Certifications and Assurances, or of the performance of its FTA assisted Award.

Signature 

Date: 1/29/2021

Name Robin Rogers, Assistant County Attorney

Attorney for Applicant

Each Applicant for federal assistance to be awarded by FTA must provide an Affirmation of Applicant's Attorney pertaining to the Applicant's legal capacity. The Applicant may enter its electronic signature in lieu of the Attorney's signature within TrAMS, provided the Applicant has on file and uploaded to TrAMS this hard-copy Affirmation, signed by the attorney and dated this federal fiscal year.



Exhibit O: Title VI Plan

U. S. Department
of Transportation
**Federal Transit
Administration**

REGION 4
Alabama, Florida,
Georgia, Kentucky,
Mississippi, North
Carolina, South Carolina,
Tennessee, Puerto Rico,
and the US Virgin Islands

230 Peachtree, NW Suite 1400
Atlanta, GA 30303

April 13, 2020

Scott Nelson, Director
Brevard County, FL, Recipient ID: 1029
401 S VARR AVE
COCOA, FL 32922

Re: Triennial Title VI Program Update

Dear Scott Nelson, Director,

The Federal Transit Administration (FTA) has received and reviewed Brevard County, FL's initial Title VI program submitted on 3/31/2020. This Title VI program will be effective until March 31, 2023. The Department of Transportation (DOT) requires recipients of DOT funds to demonstrate compliance with Title VI of the Civil Rights Act of 1964 through regular compliance reports. The Federal Transit Administration's (FTA) Circular 4702.1B, "Title VI Requirements and Guidelines for Federal Transit Administration Grantees" sets forth the information that should be included in these updates, and requires they be submitted as Title VI programs every three years.

FTA's review of your Title VI program considered all elements required by the Department of Transportation regulations found at 49 CFR Part 21, as outlined in Circular 4702.1B. The Review Assessment attached to this letter identifies the specific areas reviewed, any concerns, and relevant reviewer comments. To assure you are implementing Title VI program requirements in accordance with the regulations, you must promptly address and correct any concerns identified with a "no" in the Review Assessment. Your program status is now *Concur*. ***Please note that your next triennial Title VI program submission is due to FTA by no later than April 1, 2023.*** Please retain documentation as needed to demonstrate the corrections noted have been addressed. FTA typically verifies corrections have been made and implemented at the next oversight opportunity, but can request this information at any time.

For Everyone: Your Title VI program demonstrates your agency has the procedures and resources to ensure public transportation services are provided in a nondiscriminatory manner, as required by Title VI of the Civil Rights Act of 1964. FTA's review and concurrence on a Title VI program does not relieve recipients from the requirements and responsibilities outlined in Circular 4702.1B or of the DOT Title VI regulation at 49 CFR part 21. You must properly implement your program to ensure nondiscriminatory service, including full and fair participation in public transportation decision-making, and meaningful access to transit-related programs and activities by persons with limited English proficiency. If you use contractors or have subrecipients, you must monitor their compliance with Title VI. You can find these

monitoring responsibilities in Chapter 2, Section 6 (Contractors) and Chapter 3, Section 12 (Subrecipients) in the FTA Title VI Circular. As a basic requirement for Title VI compliance, you must develop a language assistance plan (LAP). Your LAP must include a Four Factor Analysis—you can find information on this analysis in Chapter 3, Section 6 of the FTA Title VI Circular. If you believe that your agency only serves an English-speaking population, you still must complete a Four Factor Analysis to demonstrate this.

For 200/50 Recipients: Prior to implementing any major service changes or any fare change, transit agencies operating more than 50 vehicles in large urbanized areas must complete an equity analysis, and submit it for board review and approval. You can find more information on SAFE Analyses in Chapter 4, Section 7 of the FTA Title VI Circular. Large transit agencies must also collect and report demographic data, including data gathered through rider surveys, and monitor transit service relative to system-wide service standards and service policies. If you need technical assistance with you Service and Fare Equity (SAFE) Analysis, please contact your Regional Civil Rights Officer.

For State DOTs: Your Title VI program must include a demographic profile of your state that includes the locations of minority populations. You must also submit additional data and information as outlined in Chapter 5, Section 2 of the FTA Title VI Circular. If you pass through funds to any Metropolitan Planning Organizations (MPO), then you must collect Title VI programs from them on a schedule that you determine.

For MPOs: Your Title VI program must include a demographic profile of your metropolitan area that includes the locations of minority populations. You must also submit additional data and information as outlined in Chapter 6, Section 2 of the FTA Title VI Circular. FTA is committed to providing technical assistance to help correct your Title VI program and to implement your program consistent with the regulations and guidance.

FTA is committed to providing technical assistance to help correct your Title VI program and to implement your program consistent with the regulations and guidance. In order to preserve paper, we are issuing this letter electronically via email and it is attached to your profile in TrAMS. In the attached document, you will see the results of your Title VI Program Review. Please do not hesitate to contact me directly at 404-865-5639 or at sarah.majdiak@dot.gov if you have any questions or would like to talk further about Title VI or any of your other Civil Rights programs.

Sincerely,

Sarah Majdiak/s/
Civil Rights Officer, Region 4

cc: Yvette G. Taylor, FTA Region 4, Regional Administrator
Monica McCallum, FTA Civil Rights, Director of Regional Operations

Exhibit Q: Triennial Review – Corrective Action Plan (CAP) Closeout

From: [Foster, Doretha \(FTA\)](#)
To: [Lively, Cathy](#)
Cc: [Powell, David \(FTA\)](#); [Buckley, Robert \(FTA\)](#); [Taylor, Yvette \(FTA\)](#); [Whyte, Dudley \(FTA\)](#); [McCallum, Monica \(FTA\)](#); [Sun, Nicholas \(FTA\)](#); [Hill, Dwight CTR \(FTA\)](#); [White, Christopher \(FTA\)](#)
Subject: Brevard County FY19 Triennial Review Findings - CLOSED
Date: Monday, June 22, 2020 2:39:41 PM

[EXTERNAL EMAIL] DO NOT CLICK links or attachments unless you recognize the sender and know the content is safe.

Dear Ms. Lively:

Corrective action submitted by Brevard County has been closed.

The following are comments on the corrective actions submitted from the FTA Region 4 Civil Rights Office:

Corrective Action: DBE11-1: Unreported transit vehicle purchases:

- Submit to the FTA regional civil rights officer an implemented process to ensure that future awards of FTA-funded transit vehicle purchases are reported timely to the FTA Office of Civil Rights.

FTA Office of Civil Rights Response:

- Sufficient documentation has been submitted to close this finding.

Please let me know if you have any further questions about this finding.

Sincerely,

Dee Foster | Civil Rights Officer, FTA Region IV
Federal Transit Administration | U.S. Department of Transportation
Phone: (404) 865-5633 | email: Doretha.foster@dot.gov

From: White, Christopher (FTA)
To: Lively, Cathy
Cc: Foster, Dorcha (FTA)
Subject: RE: Brevard County 2019 Comprehensive Review - Corrective Actions
Date: Monday, June 22, 2020 10:29:24 AM
Attachments: image008.png

[EXTERNAL EMAIL] DO NOT CLICK links or attachments unless you recognize the sender and know the content is safe.

Type	Fiscal Year	Grantee FTA Office	Grantee	Status(2016 or Older)	Status(2017 or Newer)	Finding	Open Date	Due Date	Close Date	Repeat Finding	Review Area	Linked to ERM	Review Canceled	Review Entered in Error	Functions		
Triennial	2019	TRO-04	Brevard County Co. The	Open	Open	DBE11-1 - Unreported transit vehicle purchases					12/03/2019	05/29/2020	No	Disadvantaged Business Enterprise	NO	No	No

Hello Ms. Lively,

I am in the midst of documenting the Brevard Co, FY 2019 Triennial Review (TR) Findings (along with several other FY 2019 reviews) for closeout/annotating as much in our Oversight Tracking (OTrak) database in advance of subsequently generating a review closeout letter for my Director's signature.

Based on a quick review of the files/correspondence received from Brevard Co., it appears I have everything that's needed to complete that action; I'm admittedly playing 'catch up' on these tasks, so much apologize for the delay (as we are dealing with a new normal given the COVID-19 climate that we've continued to operate in over the past 3 mos.) -- I've also cut & pasted the one (1) Civil Rights (CR) related finding that Ms. Dee Foster, our Regional Civil Rights Officer (RCRO) needs to review submittals for adequacy/weigh-in on closeout as well, so I will have to defer to her on that finding (see above).

I will commit to keep you apprised of status, esp, if there is anything else needed to closeout out the remaining TR Findings as well as send word when everything has been addressed such that a TR Closeout Letter will be forthcoming.

V/R,

Chris White
 FTA Region IV
 404-865-5619

From: Lively, Cathy [mailto:Cathy.Lively@brevardfl.gov]
Sent: Monday, June 22, 2020 9:24 AM
To: White, Christopher (FTA) <Christopher.White@dot.gov>; Powell, David (FTA) <david.powell@dot.gov>
Subject: RE: Brevard County 2019 Comprehensive Review - Corrective Actions

CAUTION: This email originated from outside of the Department of Transportation (DOT). Do not click on links or open attachments unless you recognize the sender and know the content is safe.

Good Morning Mr. White and Mr. Powell,

We have not received any further information on the status of our Brevard County 2019 Comprehensive Review.

Is it possible for us to receive an update?

Thank you for your time.

Best Regards,
 Cathy Lively

Cathy Lively, Manager of Administration
 Space Coast Area Transit
 401 South Varr Ave
 Cocoa, FL 32922
 (321) 635-7815 ext. 52932; Fax (321) 633-1905
Cathy.Lively@brevardfl.gov

Our Mission "To provide quality transportation services that meet the needs of the public and enhances the quality of life of the community."



"Under Florida law, e-mail addresses are public records. If you do not want your e-mail address released in response to a public records request, do not send electronic mail to this entity. Instead, contact this office by phone or in writing."

From: Lively, Cathy
Sent: Thursday, April 16, 2020 4:10 PM
To: christopher.white@dot.gov
Cc: david.powell@dot.gov
Subject: RE: Brevard County 2019 Comprehensive Review - Corrective Action

Good Afternoon Mr. White,

We are pleased to present to you our final corrective action item for P5-1 plan for our Federal Transit Administration Fiscal Year 2019 Comprehensive Review.

If you have any questions or need additional information please do not hesitate to reach out to us at (321) 635-7815.

Best Regards,
Cathy Lively

Cathy Lively, Special Projects Coordinator IV
Space Coast Area Transit
401 South Varr Ave
Cocoa, FL 32922
(321) 635-7815 ext. 52932; Fax (321) 633-1905
Cathy.Lively@brevardfl.gov

Our Mission "To provide quality transportation services that meet the needs of the public and enhances the quality of life of the community."



"Under Florida law, e-mail addresses are public records. If you do not want your e-mail address released in response to a public records request, do not send electronic mail to this entity. Instead, contact this office by phone or in writing."

END OF APPLICATION

5310 Grant Application Revised on September 14, 2020

Revised by: Erin Schepers, Grant Programs Administrator

FDOT Public Transit Office

605 Suwannee Street (MS 26)

Tallahassee, Florida 32399-0450

Work Phone: 850-414-4526

Email: erin.schepers@dot.state.fl.us