



Agenda Report

2725 Judge Fran Jamieson
Way
Viera, FL 32940

Consent

F.1.

12/17/2024

Subject:

Approval RE: Disbursement of Educational Facilities Impact Fees (District 1-5)

Fiscal Impact:

Fiscal Year 2024-2025 Disbursements to the School Board are currently budgeted at \$22,379,010, contingent on the actual collection amounts.

As of September 30th, 2024, the collections in the North and South Impact Fee District are as follows:

- North District - \$1,545,947.86
- South District-\$3,872,619.49.

These collection amounts match the disbursement request, allowing for \$5,418,567.35 to be disbursed to the School Board.

Dept/Office:

Planning and Development Department

Requested Action:

It is requested that the Board of County Commissioners authorize the disbursement of Educational Impact fees in the amount of \$5,418,567.35 to the School Board of Brevard County in accordance with the terms of an interlocal agreement and authorize the Budget Office to execute necessary Budget Change Requests to implement this disbursement.

Summary Explanation and Background:

On September 30, 2024 the Impact Fee Advisory Committees for the North and South Educational Facilities Impact Fee Benefit Districts met and, by unanimous vote, adopted funding recommendations for consideration by the School Board. The Impact Fee Advisory Committees consist of one representative from each following: the Brevard County School Board, Brevard County, and each municipality within the Benefit District that has entered an interlocal agreement with the County to participate in the Educational Facilities Impact Fee Program.

The School Board approved the funding recommendations on November 19, 2024 to include the below projects-

- South Benefit District to South Area Capacity (classroom additions and/or new schools) - \$3,872,619.49
- North Benefit District to Separate Day School (planned at Kennedy Middle School) - \$1,545,947.86

Clerk to the Board Instructions:



Kimberly Powell, Clerk to the Board, 400 South Street • P.O. Box 999, Titusville, Florida 32781-0999

Telephone: (321) 637-2001

Fax: (321) 264-6972

Kimberly.Powell@brevardclerk.us

December 18, 2024

M E M O R A N D U M

TO: Tad Calkins, Planning and Development Director

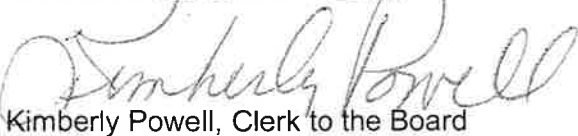
RE: Item F.1., Approval for Disbursement of Educational Facilities Impact Fees

The Board of County Commissioners, in regular session on December 17, 2024, authorized the disbursement of Educational Impact fees in the amount of \$5,418,567.35 to the School Board of Brevard County in accordance with the terms of an Interlocal Agreement; and authorized the Budget Office to execute necessary Budget Change Requests to implement this disbursement.

Your continued cooperation is always appreciated.

Sincerely,

BOARD OF COUNTY COMMISSIONERS
RACHEL M. SADOFF, CLERK



Kimberly Powell, Clerk to the Board

/sm

cc: County Manager
Budget
Finance

School Board of Brevard County

2700 Judge Fran Jamieson Way • Viera, FL 32940-6699
Dr. Mark J. Rendell, Ed.D., Superintendent



November 20, 2024

Frank Abbate, Brevard County Manager
Brevard County Government Offices
2725 Judge Fran Jamieson Way, Building C
Viera, FL 32940

RE: Request #34 for Transfer of Educational Facilities Impact Fees

Dear Mr. Abbate,

Please transfer Educational Facilities Impact Fees collected through September 30, 2024, in the amount of \$5,418,567.35 to the School District as recommended by the Educational Facilities Impact Fee Benefit District Advisory Committees at its meeting on October 21, 2024, and approved by the School Board at its meeting on November 19, 2024. I have attached a copy of Board Agenda Item #30 for your reference and records.

Thank you in advance for your timely processing of this request. Please contact me if you have any questions or require additional information regarding this matter.

Sincerely,

David Lindemann, AICP
Director of Planning & Project Management

Enclosure: Agenda Item #30 Educational Impact Fee Allocation - QE September 30, 2024; October 19, 2024 School Board Meeting

Copy w/ attachments (via e-mail):

Susan Hann, P.E., Assistant Superintendent, Facilities Services
Cynthia Lesinski, Chief Financial Officer
Richard Miller, Director, Accounting Services
Wendy Knippel, Manager, Accounting Services
Keith Neterer, Budget & Financial Analysis Manager, Budget Office, Brevard County
Jeffery King, Support Services Manager, Planning & Development, Brevard County
Naomi Adkins-Hicks, Central Cashier Supervisor, Planning & Development, Brevard County

David Lindemann, AICP
Director of Planning & Project Management
Phone: (321) 633-1000 x11463 • FAX: (321) 633-4646



November 19, 2024, Organization of the Board with Oath of Office & School Board Meeting

Title

Educational Facilities Impact Fee Allocation - Quarter Ending September 30, 2024

Meeting Date(s)

Consent w/o Information - 11/19/2024

Consent Type

Without Information

Discussion

Brevard County collects educational facilities impact fees from residential development for construction of educational facilities or capital improvements that provide educational capacity in the Impact Fee Benefit District from which the funds were collected. The funds may be used on capacity projects identified in the Five-Year District Facilities Work Program.

The process by which funds are allocated to projects is outlined in the Interlocal Agreement between Brevard County and the School Board. Each Benefit District (North and South) has an Educational Facilities Impact Fee Benefit District Advisory Committee (IFBDAC) that includes the School Board, County and applicable municipal representatives. Approximately every quarter, the District Advisory Committees make a recommendation to the School Board. The School Board approves or modifies the recommendation and then submits the funding request to Brevard County for approval by the Board of County Commissioners. The process can take 2-4 months before the funds are received by the District.

The Board action requested allocates the impact fee revenue collected through the quarter ending September 30, 2024.

The Impact Fee Benefit District Advisory Committees met on October 21, 2024. The Committees' recommendations for new educational facilities impact fees through September 30, 2024 along with FY24 interest collected on school board accounts are summarized as follows:

- Allocate new impact fees collected in South Benefit District to South Area Capacity - \$3,872,619.49
- Allocate new impact fees collected in North Benefit District to Separate Day School - \$1,545,947.86
- Allocate interest on school board accounts in Benefit District 1 to South Area Capacity - \$5,635.53
- Allocate interest on school board accounts in South Benefit District to South Area Capacity - \$1,908,162.07
- Allocate interest on school board accounts in North Benefit District to Separate Day School - \$347,913.62

The South Area Capacity project is funding potential new capacity in the south area of the county. This category is set up to fund classroom additions and/or new schools, based on the Student Accommodation Plan and enrollment trends. The next group of projects includes classroom addition projects and/or new school projects in the Palm Bay area. The staff is preparing to present project recommendations at the December 3, 2024 School Board Work Session.

The North Benefit District impact fee allocation is funding the proposed Separate Day School (planned at Kennedy Middle School) currently in the design development phase.

Recommendation

Approve the recommendations of the Educational Facilities Impact Fee Benefit District Advisory Committees:

- Allocate new impact fees collected in South Benefit District to South Area Capacity - \$3,872,619.49
- Allocate new impact fees collected in North Benefit District to Separate Day School - \$1,545,947.86
- Allocate interest on school board accounts in Benefit District 1 to South Area Capacity - \$5,635.53
- Allocate interest on school board accounts in South Benefit District to South Area Capacity - \$1,908,162.07
- Allocate interest on school board accounts in North Benefit District to Separate Day School - \$347,913.62

Authorize the Superintendent, or designee, to request Brevard County approve the allocation request and disburse the Educational Impact Fees available through September 30, 2024.

Authority for Action

F.S. 1001.42

Involves Expenditure of Funds Directly in the Classroom

No

Source of Funding

Agenda Item will not Require the Expenditure of Funds

Financial Impact

FY	Amount	Budgeted	Fund	Cost Center	Project	Function	Object	Program

Legal Counsel Review

No

Contact

Susan Hann, P.E., Assistant Superintendent Facilities Services 633-1000 ext. 11446 David Lindemann, AICP, Director Planning and Project Management 633-1000 ext. 11463

Attachments

Educational Facilities Impact Fee Allocation Recommendation to School Board QE September 30 2024.pdf





Educational Facilities Impact Fee Benefit District Advisory Committees Meeting #34

Time: October 21, 2024, beginning at 2:30 P.M.

Location: Brevard Public Schools Educational Services Facility
2700 Judge Fran Jamieson Way, Viera, FL
School Board Meeting Room

Agenda

1. Call to Order / Roll Call
2. Pledge of Allegiance
3. Unofficial Summary of Reserved Impact Fees
4. Brevard County Collections Summary
5. BPS Summary of All Recommendations
6. Action on Recommendations by Benefit District
7. Next Meeting
 - Monday, January 27, 2025; 2:30 pm, School Board Facilities Conference Room
8. Additional Discussion
9. Adjournment

**With Recommendations at IFBDAC Meeting #34:
Unofficial Summary of School Board Impact Fees Received and Reserved
Advisory Committees Impact Fee Project Approvals**

Sum of PerAmount	Column Labels		South Area ES Capacity	North Elementary Capacity	North Area Capacity	Edgewood Robotics	South Area Capacity	Separate Day School	Grand Total
Row Labels	Central Area Secondary	South Area ES Capacity	North Elementary Capacity	North Area Capacity	Edgewood Robotics	South Area Capacity	Separate Day School	Grand Total	
10/1/2018		\$48,409.94						\$48,409.94	
6/7/2019		\$24,200.64						\$24,200.64	
11/22/2019	\$3,946,278.45	\$140,603.38						\$4,086,881.83	
3/13/2020	\$2,978,509.05	\$162,311.60						\$3,140,820.65	
10/9/2020	\$2,500,000.00	\$3,396,348.77						\$5,896,348.77	
1/21/2021	\$2,000,000.00	\$815,468.04	\$0.00					\$2,815,468.04	
3/19/2021	\$2,188,692.76	\$729,564.25	\$364,262.36					\$3,282,519.37	
6/25/2021	\$2,000,000.00	\$706,010.12						\$2,706,010.12	
7/12/2021		\$1,008,986.58						\$1,008,986.58	
10/8/2021	\$3,000,000.00		\$449,019.28					\$3,449,019.28	
12/17/2021	\$3,262,154.60							\$3,712,154.60	
1/10/2022		\$1,871,465.37	\$732,578.80					\$2,604,044.17	
3/25/2022	\$3,000,000.00		\$1,128,459.37					\$4,128,459.37	
6/3/2022	\$3,500,000.00		\$1,095,047.31					\$5,728,857.25	
9/30/2022	\$5,259,437.91		\$286,243.00					\$5,545,680.91	
12/2/2022	\$4,532,086.97		\$1,091,508.75					\$5,623,595.72	
1/9/2023		\$38,766.73						\$38,766.73	
2/24/2023	\$4,000,000.00		\$628,010.50					\$4,628,010.50	
5/26/2023	\$6,000,000.00		\$1,251,668.01					\$7,620,267.67	
9/1/2023	\$6,373,149.55							\$6,373,149.55	
12/8/2023	\$4,660,898.99							\$4,660,898.99	
3/5/2024	\$3,725,326.50							\$3,734,458.52	
5/31/2024	\$4,130,877.15							\$6,078,272.42	
10/18/2024								\$1,418,129.12	
180								\$6,847,549.45	
Grand Total	\$67,057,411.93	\$10,903,677.04	\$7,026,797.38	\$1,247,395.27	\$700,000.00	\$11,215,837.42	\$3,311,990.60	\$101,463,109.64	

Impact Fee North	
Cumulative Collections through 06/30/2025	
Brevard County	\$ 13,147,189.32
Cape Canaveral	\$ 68,342.80
Cocoa	\$ 6,412,969.20
Cocoa Beach	\$ 178,417.10
Rockledge	\$ 4,644,237.90
Satellite Beach	\$ *
Titusville	\$ 6,408,792.45
Interest Earned	\$ 268,573.33
Retained for Administration	\$ (129,567.89)
Total Revenues	\$ 30,998,954.21
Disbursements to School Board	\$ 29,453,006.35
Prior Year Refunds	
Total Expenditures	29,453,006.35
Available for Appropriation	\$ 1,545,947.86

Impact Fee South	
Cumulative Collections through 06/30/2025	
Brevard County	\$ 24,664,981.36
Indianalantic	\$ 77,385.50
Indian Harbour Beach	\$ 151,788.25
Malabar	\$ 676,624.70
Melbourne	\$ 8,073,537.38
Melbourne Beach	\$ 77,810.80
Melbourne Village	\$ 10,193.00
Palm Bay	\$ 61,768,756.00
Palm Shores	\$ 15,289.50
Satellite Beach	\$ 670,945.75
West Melbourne	\$ 12,096,640.80
Grant/Valkaria	\$ 3,843,008.60
Interest Earned	\$ 944,621.20
Retained for Administration	\$ (232,231.06)
Total Revenues	\$ 112,839,351.78
Disbursements to School Board	\$ 108,908,517.29
Prior Year Refunds	58,215.00
Total Expenditures	108,966,732.29
Available for Appropriation	\$ 3,872,619.49

Total - All Districts	
Cumulative Collections through 06/30/2025	
Brevard County	\$ 37,812,170.68
Cape Canaveral	\$ 68,342.80
Cocoa	\$ 6,412,969.20
Cocoa Beach	\$ 178,417.10
Indianalantic	\$ 77,385.50
Indian Harbour Beach	\$ 151,788.25
Malabar	\$ 676,624.70
Melbourne	\$ 8,073,537.38
Melbourne Beach	\$ 77,810.80
Melbourne Village	\$ 10,193.00
Palm Bay	\$ 61,768,756.00
Palm Shores	\$ 15,289.50
Rockledge	\$ 4,644,237.90
Satellite Beach	\$ 670,945.75
Titusville	\$ 6,408,792.45
West Melbourne	\$ 12,096,640.80
Grant/Valkaria	\$ 3,843,008.60
Interest Earned	\$ 1,213,194.53
Retained for Administration	\$ (361,798.95)
Total Revenues	\$ 143,838,305.99
Disbursements to School Board	\$ 138,361,523.64
Prior Year Refunds	\$ 58,215.00
Total Expenditures	\$ 138,419,738.64
Available for Appropriation	\$ 5,418,567.35

FISCAL YEAR 2024 SAP POSTINGS	
Cumulative Collections through 06/30/2025	
Brevard County	\$ 4,325,597.14
Cape Canaveral	\$ *
Cocoa	\$ 1,948,518.00
Cocoa Beach	\$ 48,512.50
Indianalantic	\$ 22,070.50
Indian Harbour Beach	\$ *
Malabar	\$ 81,544.00
Melbourne	\$ 682,907.50
Melbourne Beach	\$ 5,096.50
Melbourne Village	\$ *
Palm Bay	\$ 12,503,184.00
Palm Shores	\$ *
Rockledge	\$ 881,929.00
Satellite Beach	\$ 61,158.00
Titusville	\$ 1,182,388.00
West Melbourne	\$ 29,363.50
Grant/Valkaria	\$ 876,598.00
Interest Earned	\$ 269,207.25
Total Revenues	\$ 22,918,073.90
Disbursements to School Board	\$ 23,668,409.72
Prior Year Refunds	*
Other current charges	\$ 28,948.06
Total Expenditures	\$ 23,697,357.78

Available for Appropriation thru September 30th, 2024	
North District	\$ 1,545,947.86
South District	\$ 3,872,619.49
	\$ 5,418,567.35

Summary of All Recommendations - IFBDAC Meeting #34 - 10/21/2024

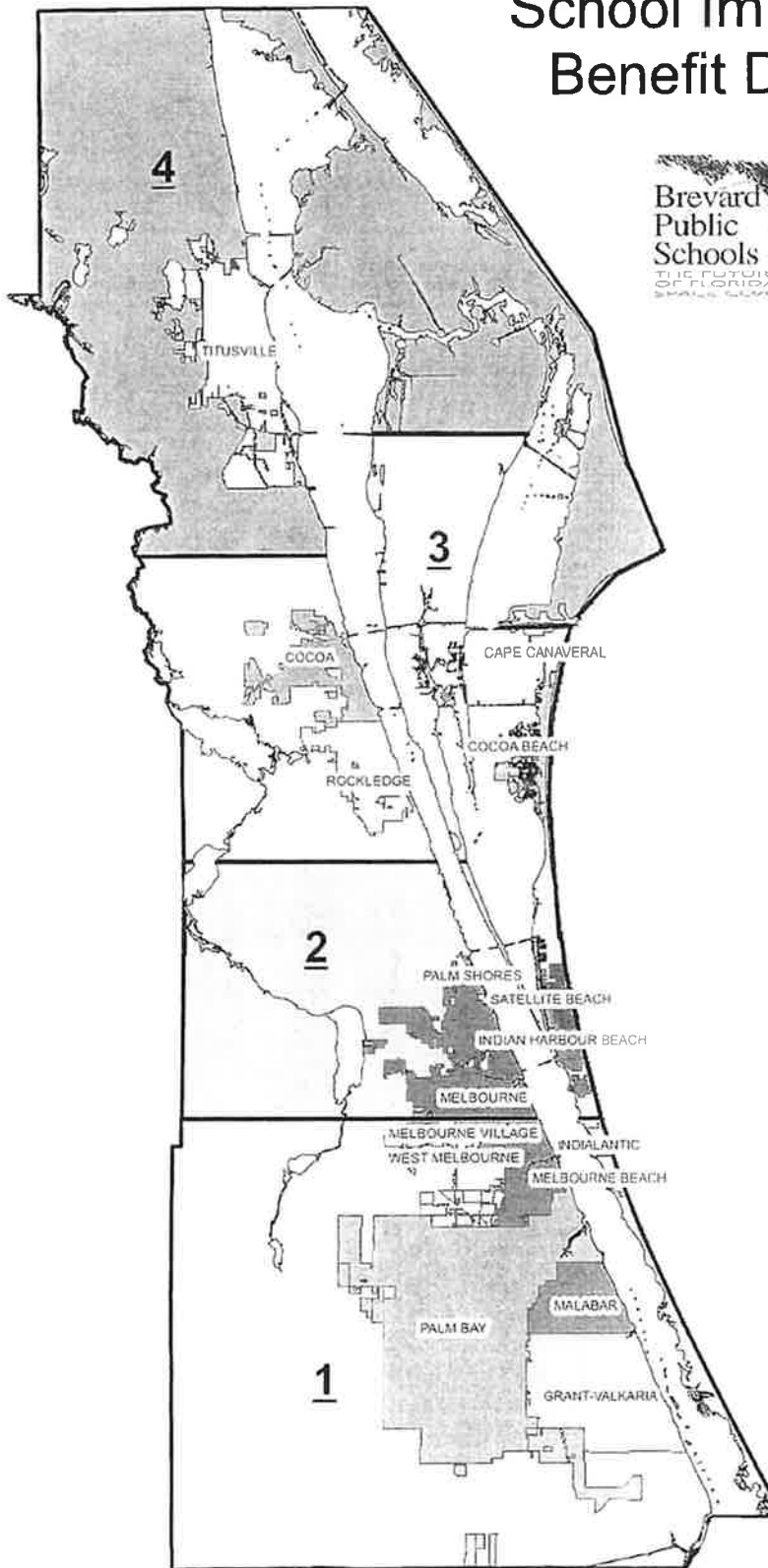
Recommend use of new impact fees accrued from 7/1/2024 through 9/31/2024 (amounts provided by Brevard County):

Benefit District	Impact Fees Available	IFAC Meeting	Amount Recommended	Project Recommended
South	\$3,872,619.49	10/21/2024	\$3,872,619.49	South Area Capacity
North	\$1,545,947.86	10/21/2024	\$1,545,947.86	Separate Day School
Total	\$5,418,567.35		\$5,418,567.35	

Recommend allocation of School Board interest on impact fee accounts for FY24:

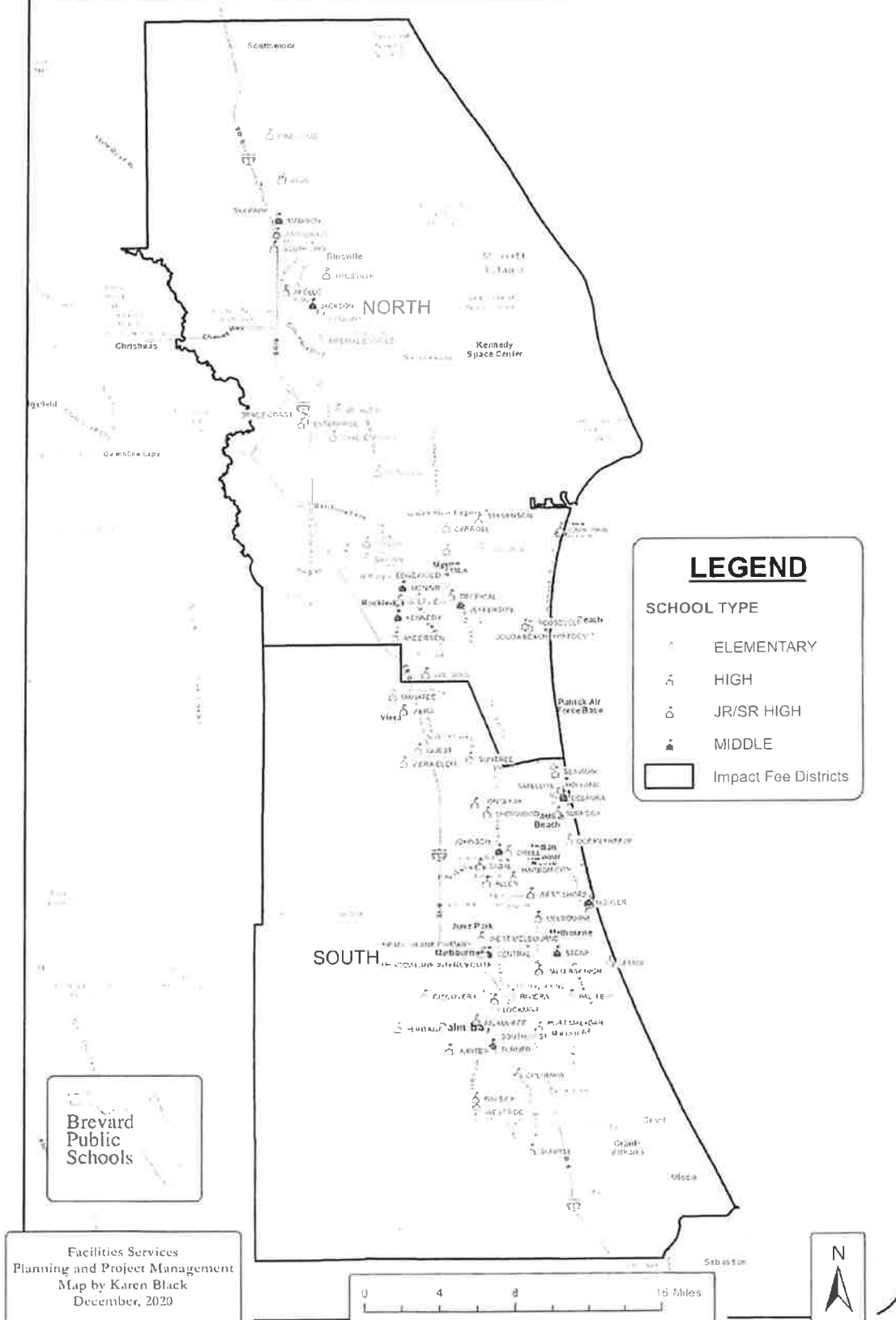
Benefit District	Previously Allocated	IFAC Meeting	Amount Recommended	Project Recommended
1	\$5,635.53	10/21/2024	\$5,635.53	South Area Capacity
South	\$1,908,162.07	10/21/2024	\$1,908,162.07	South Area Capacity
North	\$347,913.62	10/21/2024	\$347,913.62	Separate Day School
Total	\$2,261,711.22		\$2,261,711.22	

School Impact Fee Benefit Districts



Prepared By
Rick Bullinger and
Joy Standard
Facility Services
11 Apr 2011

Brevard County Educational Facilities Impact Fee Benefit Districts





**EDUCATIONAL IMPACT FEE
ADVISORY COMMITTEE MEETING #34
October 21, 2024
BENEFIT DISTRICT 1**

RECOMMENDATION 1	AMOUNT	VOTE
Recommend allocation of School Board interest from FY24 on Benefit District 1 impact fee accounts for use on South Area Capacity:	\$5,635.53	
Brevard County / Naomi Adkins-Hicks		Yes
Grant-Valkaria / Jason Mahaney		Yes
Indialantic / Michael Casey		Absent
Malabar / Lisa Morrell		Absent
Melbourne / Cindy Dittmer		Yes
Palm Bay / Althea Jefferson		Yes
West Melbourne / Christy Fischer		Yes
Brevard Public Schools / David Lindemann		Yes



**EDUCATIONAL IMPACT FEE
ADVISORY COMMITTEE MEETING #34
October 21, 2024
BENEFIT DISTRICT SOUTH**

RECOMMENDATION 1	AMOUNT	VOTE
Recommend use of new impact fees accrued from 7/1/2024 through 9/30/2024 for use on South Area Capacity:	\$3,872,619.49	
Brevard County / Naomi Adkins-Hicks		Yes
Grant-Valkaria / Jason Mahaney		Yes
Indialantic / Michael Casey		Absent
Indian Harbour Beach / John Coffey		Absent
Malabar / Lisa Morrell		Absent
Melbourne / Cindy Dittmer		Yes
Palm Bay / Althea Jefferson		Yes
Satellite Beach / Erica Ehly		Yes
West Melbourne / Christy Fischer		Yes
Brevard Public Schools / David Lindemann		Yes

RECOMMENDATION 2	AMOUNT	VOTE
Recommend allocation of School Board interest from FY24 on Benefit District South impact fee accounts for use on South Area Capacity:	\$1,908,162.07	
Brevard County / Naomi Adkins-Hicks		Yes
Grant-Valkaria / Jason Mahaney		Yes
Indialantic / Michael Casey		Absent
Indian Harbour Beach / John Coffey		Absent
Malabar / Lisa Morrell		Absent
Melbourne / Cindy Dittmer		Yes
Palm Bay / Althea Jefferson		Yes
Satellite Beach / Erica Ehly		Yes
West Melbourne / Christy Fischer		Yes
Brevard Public Schools / David Lindemann		Yes

**EDUCATIONAL IMPACT FEE
ADVISORY COMMITTEE MEETING #34
October 21, 2024
BENEFIT DISTRICT NORTH**

RECOMMENDATION 1	AMOUNT	VOTE
Recommend use of new impact fees accrued from 7/1/2024 through 9/30/2024 for use on Separate Day School:	\$1,545,947.86	
Brevard County / Naomi Adkins-Hicks		Yes
Cape Canaveral / Kyle Harris		Absent
Cocoa / Abigail Morgan		Yes
Cocoa Beach / Loren Wiltse		Absent
Rockledge / John Cooper		Absent
Titusville / Brad Parrish		Yes
Brevard Public Schools / David Lindemann		Yes

RECOMMENDATION 2	AMOUNT	VOTE
Recommend allocation of School Board interest from FY24 on Benefit District North impact fee accounts for use on Separate Day School:	\$347,913.62	
Brevard County / Keith Neterer		Yes
Cape Canaveral / Kyle Harris		Absent
Cocoa / Abigail Morgan		Yes
Cocoa Beach / Loren Wiltse		Absent
Rockledge / John Cooper		Absent
Titusville / Brad Parrish		Yes
Brevard Public Schools / David Lindemann		Yes

[illegible]

Impact Fee North	
Cumulative Collections through 06/30/2025	
Brevard County	\$ 13,147,189.32
Cape Canaveral	\$ 68,342.80
Cocoa	\$ 6,412,969.20
Cocoa Beach	\$ 178,417.10
Rockledge	\$ 4,644,237.90
Satellite Beach	\$ -
Titusville	\$ 6,408,792.45
Interest Earned	\$ 268,573.33
Retained for Administration	\$ (129,567.89)
Total Revenues	\$ 30,998,954.21
Disbursements to School Board	\$ 29,453,006.35
Prior Year Refunds	
Total Expenditures	29,453,006.35
Available for Appropriation	\$ 1,545,947.86

Impact Fee South	
Cumulative Collections through 06/30/2025	
Brevard County	\$ 24,864,981.36
Indianland	\$ 77,385.50
Indian Harbour Beach	\$ 151,788.25
Malabar	\$ 676,624.70
Melbourne	\$ 8,073,537.38
Melbourne Beach	\$ 77,810.80
Melbourne Village	\$ 10,193.00
Palm Bay	\$ 61,768,756.00
Palm Shores	\$ 15,289.50
Satellite Beach	\$ 670,945.75
West Melbourne	\$ 12,096,640.80
Grant/Valkaria	\$ 3,843,008.60
Interest Earned	\$ 944,621.20
Retained for Administration	\$ (232,231.06)
Total Revenues	\$ 112,839,351.78
Disbursements to School Board	
Prior Year Refunds	\$ 108,908,517.29
Total Expenditures	58,215.00
Available for Appropriation	108,966,732.29
	\$ 3,872,619.49

C:\Users\lufc-prod\AppData\Local\Temp\BCL Technologies\leasyPDF 8\@BCL@B814E4D4\@BCL@B814E4D4

Disbursements to School Board			
	Fund 1255 North	Fund 1256 South	Total
September 1, 2018	\$ 3,728,119.43	\$ 12,786,670.43	\$ 16,514,789.86
March 29, 2019	\$ 1,255,489.23	\$ 5,966,950.71	\$ 7,222,439.94
May 29, 2019	\$ 631,120.36	\$ 2,107,570.52	\$ 2,738,690.88
November 19, 2019	\$ 1,339,381.28	\$ 5,566,408.45	\$ 6,905,789.73
March 03, 2020	\$ 671,784.02	\$ 2,978,509.05	\$ 3,650,293.07
September 30, 2020	\$ 1,900,086.14	\$ 7,296,348.77	\$ 9,196,434.91
January 12, 2021	\$ 850,107.97	\$ 3,169,382.22	\$ 4,019,490.19
March 9, 2021	\$ 1,395,286.69	\$ 3,949,281.35	\$ 5,344,568.04
June 17, 2021	\$ 862,586.10	\$ 2,873,854.27	\$ 3,736,440.37
September 30, 2021	\$ 1,449,019.28	\$ 4,008,986.58	\$ 5,458,005.86
December 10, 2021	\$ 735,110.86	\$ 4,292,024.60	\$ 5,027,135.46
March 17, 2022	\$ 1,128,459.37	\$ 4,871,465.37	\$ 5,999,924.74
May 26, 2022	\$ 1,795,047.31	\$ 4,633,809.94	\$ 6,428,857.25
September 23, 2022	\$ 886,243.00	\$ 5,259,437.91	\$ 6,145,680.91
November 23, 2022	\$ 1,075,834.76	\$ 4,420,778.21	\$ 5,496,612.97
February 21, 2023	\$ 628,010.50	\$ 4,038,766.73	\$ 4,666,777.23
May 18, 2023	\$ 1,251,668.01	\$ 6,368,599.66	\$ 7,620,267.67
August 25, 2023	\$ 2,147,765.29	\$ 6,373,149.55	\$ 8,520,914.84
December 1, 2023	\$ 1,522,988.38	\$ 4,660,898.99	\$ 6,183,887.37
February 27, 2024	\$ 833,373.98	\$ 3,725,326.50	\$ 4,558,700.48
May 21, 2024	\$ 1,947,395.27	\$ 4,130,877.15	\$ 6,078,272.42
October 17th, 2024	\$ 1,418,129.12	\$ 5,429,420.33	\$ 6,847,549.45
Total	\$ 29,453,006.35	\$ 108,908,517.29	\$ 138,361,523.64
			\$ 138,361,523.64

Meeting

Item: Consent

Motion By: TA

2nd By: TG

Commissioner	District	Yes	No
Delaney	1	✓	
Vice Chair Goodson	2	✓	
Atkinson	3	✓	
Altman	5	✓	
Chair Feltner	4	✓	