

**F. Consent Agenda - Transit Services Department  
ITEM 17.**



**AGENDA REPORT  
April 23, 2019**

**Approval, Re: Section 5310 Grant, Enhanced Mobility of Seniors and  
Individuals with Disabilities, Application for Transit Services**

---

**SUBJECT:**

Approval of Authorizing Resolution, Grant Application, Execution of Follow Up Grant Agreement, re: FY2019 Space Coast Area Transit Section 5310 Formula Grant with the Florida Department of Transportation

**FISCAL IMPACT:**

FY2018-2019

\$528,709.60, Fund 4136, Cost Center 363425, FTA Section 5339 Funds

\$ 66,088.70, Fund 4140, Cost Center R30375, Sale of Surplus Equipment (Local Match)

\$ 66,088.70, will be met through FDOT Toll Revenue Credit. No exchange of funds occur.

**DEPT/OFFICE:**

Transit Services

**REQUESTED ACTION:**

It is requested that the Board of County Commissioners approve the following actions for the FY2019 Section 5310 Formula Grant for the Enhanced Mobility of Seniors and Individuals with Disabilities with the Florida Department of Transportation (FDOT) in the amount of \$528,710:

- the Chair to sign the Authorizing Resolution, Application for Federal Assistant SF424 and the FDOT Certification and Assurances,
- the use of Florida Department of Transportation (FDOT) Toll Revenue Credits,
- the Transit Director to sign the Grant Application Submittal Letter, Transportation Plan Certification, Proposed Budget, Standard Lobbying Certification, Leasing Certification, and Certification of Equivalent Service,
- authorize the Chair to execute the Grant Agreement contingent upon County Attorney and Risk Management approval,
- authorize the Transit Director to execute any additional follow-up documentation/resolutions and amendments necessary to secure these funds,
- authorize the County Manager to execute necessary budget change requests.

**SUMMARY EXPLANATION and BACKGROUND:**

Federal Transit Administration's (FTA) Section 5310, Formula Grant for Enhanced Mobility

of Seniors and Individuals with Disabilities provides formula funding to states to improve mobility for seniors and individuals with disabilities by removing barriers to transportation service and expanding transportation mobility options. This program supports transportation services planned, designed, and carried out to meet the special transportation needs of seniors and individuals with disabilities. The funds are distributed to states based on formulas for rural, small urban and large urban areas.

The grant will be used to purchase five new buses, three buses will be replaced in accordance with our Transit Asset Management Plan and two buses will be used for the expansion of two new paratransit routes, that are scheduled to start in October, 2019.

Florida Department of Transportation has developed an application process, award criteria and a contract management system to administer the program. Under the Section 5310 Program, at least 55% of program funds must be used on capital 5310 projects. The program is open to local governmental entities that operate a public transportation service and is eligible to receive direct grants under 5311 or 5307. Brevard County currently is eligible and receives 5307 grant funding.

Federal Transit Administration is now requiring Space Coast Area Transit (Brevard County) to maintain a Transit Asset Management Plan, so that all of our assets are kept in a state of good repair. As outlined in our Transit Asset Management Plan, we have scheduled target goals for replacement of our transit vehicles based on the Federal useful life of each vehicle type. This grant will allow Space Coast Area Transit to meet our target goals.

The total application amount is \$660,887, 80% (\$528,709.60) will be funded through the 5310 formula grant, 10% (\$66,088.70) is funded through the FDOT Toll Revenue Credits Program and 10% (\$66,088.70) will be funded by the County using monies received from the sales of Transit surplus vehicles.

**CLERK TO THE BOARD INSTRUCTIONS:**

**ATTACHMENTS:**

**Description**

- ▣ **Capital and Operating Assistance Application**



Tammy Rowe, Clerk to the Board, 400 South Street • P.O. Box 999, Titusville, Florida 32781-0999

Telephone: (321) 637-2001  
Fax: (321) 264-6972  
Tammy.Rowe@brevardclerk.us

April 24, 2019

**MEMORANDUM**

TO: Scott Nelson, Transit Services Director

RE: Item F.17., Authorizing Resolution, Grant Application, and Execution of Follow Up Agreement for FY 2019 Space Coast Area Transit Section 5310 Formula Grant with the Florida Department of Transportation (FDOT)

The Board of County Commissioners, in regular session on April 23, 2019, adopted Resolution No. 19-068; executed Application for Federal Assistance with FDOT; executed FDOT Certifications and Assurances; approved the use of FDOT Toll Revenue Credits; approved for you to sign the Grant Application Submittal Letter, Transportation Plan Certification, proposed Budget, Standard Lobbying Certification, Leasing Certification, and Certification of Equivalent Service; authorized the Chair to execute the Grant Agreement, contingent upon County Attorney and Risk Management approval; authorized you to execute any additional follow-up documentation/resolutions, and amendments necessary to secure these funds; and authorized the County Manager to execute necessary budget change requests. Enclosed are fully-executed Resolution, Grant Application, and Certifications and Assurances.

Your continued cooperation is always appreciated.

Sincerely,

BOARD OF COUNTY COMMISSIONERS  
SCOTT ELLIS, CLERK

*Tammy Rowe*

Tammy Rowe, Deputy Clerk

Encls. (3)

cc: Finance  
Budget

**RESOLUTION 19-068**

A RESOLUTION of the Brevard County Board of County Commissioners authorizing the signing and submission of a grant application and supporting documents and assurances to the Florida Department of Transportation, the acceptance of a grant award from the Florida Department of Transportation, and the purchase of vehicles and/or equipment and/or expenditure of grant funds pursuant to a grant award.

WHEREAS, Brevard County Board of County Commissioners has the authority to apply for and accept grants and make purchases and/or expend funds pursuant to grant awards made by the Florida Department of Transportation as authorized by Chapter 341, Florida Statutes and/or by the Federal Transit Administration Act of 1964, as amended;

NOW, THEREFORE, BE IT RESOLVED BY THE BREVARD COUNTY BOARD OF COUNTY COMMISSIONERS, FLORIDA:

This resolution applies to Federal Program under U.S.C. Section 5310.

The submission of grant application(s), supporting documents, and assurances to the Florida Department of Transportation is approved.

Scott Nelson, Transit Services Director, is authorized to sign the application, accept a grant award, purchase vehicles/equipment and/or expend grant funds pursuant to a grant award, unless specifically rescinded.

DULY PASSED AND ADOPTED THIS 23rd of APRIL, 2019.

Brevard County Board of County Commissioners

By

Kristine Isnardi, Chair

ATTEST:

As approved by the Board on April 23, 2019

Scott Ellis, Clerk

# Florida Department of Transportation

## 49 U.S.C. Section 5310

### Capital & Operating Assistance Application – SFY 2020

Formula Grants for the Enhanced Mobility of  
Seniors and Individuals with Disabilities

CFDA 20.513

Legal Applicant Name: Brevard County d/b/a Space Coast Area Transit

☒ First Time Applicant    ☐ Previous Applicant

Project Type and Service Area of this Application (check all that apply):

☒ Large Urban Service Area

☒ Small Urban Service Area

☐ Rural Service Area

# Table of Contents

<b>TABLE OF CONTENTS</b>	<b>2</b>
<b>PLEASE NOTE</b>	<b>4</b>
<b>APPLICANT INFORMATION</b>	<b>5</b>
<b>CHECKLIST</b>	<b>6</b>
<b>PART I – APPLICANT ELIGIBILITY</b>	<b>7</b>
Eligibility Questionnaire	7
Exhibit A: Cover Letter	8
Exhibit B: Governing Board's Resolution	10
Exhibit C: Coordinated Public Transit-Human Service Transportation Plan	12
Exhibit D: CTC Agreement or Certification	15
Exhibit E: Certification of Incorporation	NA
Exhibit F: Proof of Non-Profit Status	NA
Exhibit G: Local Clearinghouse Agency/RPC Cover Letter	NA
Exhibit H: Public Hearing Notice	24
<b>PART II - FUNDING REQUEST</b>	<b>26</b>
Form A-1: Current System Description	26
Form A-2: Fact Sheet	31
Form A-3: Proposed Project Summary	33
Form B-1: Financial Capacity – Proposed Budget for Transportation Program	41
Form B-2: Operations Phase- Estimate of Project Costs by Budget Category	60
Form B-3: Capital Request Form	61
Form C: Current Vehicle and Transportation Equipment Inventory Form	80
<b>PART III – MANAGERIAL CAPABILITY</b>	<b>83</b>
Exhibit I: FDOT Certification and Assurances	83
Exhibit J: Standard Lobbying Certification	85
Exhibit K: Leasing Certification	86
Exhibit L: Certification of Equivalent Service	87
Form 424: Application for Federal Assistance	89
Exhibit M: Federal Certifications and Assurances	92
Exhibit N: Transportation Operating Procedure (TOP)	File

Exhibit O: Title VI Plan

File

Exhibit P: Protection of the Environment

NA

Exhibit Q: Triennial Review - CAP Closeout

94

## **Please Note**

This grant application is color coded based on which type of award you are applying for.

Forms and exhibits in purple must be completed for **all** applications.

### **All Applications**

Forms and exhibits in red apply to capital applications, exclusively.

### **Capital Applications**

Forms and exhibits in blue apply to operating applications, exclusively.

### **Operating Applications**



# Applicant Information

<b>49 U.S.C. Section 5310, Formula Grants for the Enhanced Mobility of Seniors and Individuals with Disabilities:</b> <b>GRANT APPLICATION</b>			
Agency (Applicant) Legal Name: Brevard County Board of County Commissioners d/b/a Space Coast Area Transit			
Physical Address (No P.O. Box): 401 S. Varr Avenue, Cocoa FL 32922			
Applicant's County: Brevard If Applicant has offices in more than one county, list county where main office is located			
City: Cocoa	State: FL	Zip + 4 Code: 32922	Congressional District: 8 <sup>th</sup>
Federal Taxpayer ID Number: 85-8012621749C-1			
Applicant Fiscal period start and end dates: <u>October 1, 2019</u> to <u>September 30, 2020</u> <i>State Fiscal period from: July 1, 2019 to June 30, 2020</i>			
Applicant's DUNS Number: 8301721930000 <i>Unique 9-Digit number issued by Dun &amp; Bradstreet. May be obtained free of charge at: <a href="http://fedgov.dnb.com/webform">http://fedgov.dnb.com/webform</a></i>			
Project's Service Area: Brevard County <i>List the county or counties that will be served by the proposed project.</i>			
Executive Director: Scott Nelson		Grant Contact Person (if different than Executive Director): Karen Petters	
Telephone: 321-635-7815		Telephone: 321-635-7815	
Fax: 321-633-1905		Fax: 321-633-1905	
E-mail Address: Scott.Nelson@brevardfl.gov		Email Address: Karen.Petters@brevardfl.gov	
Current Vehicle Inventory: _____ Vans _____ Vans/Lifts _____ Sedans or Minivans Enter Number in Fleet 71 Buses/Cutaways _____ Other _____ N/A			
Authorizing Representative certifying to the information contained in this application is true and accurate. Signature (Authorizing Representative) [blue ink]: _____ Printed Name: <u>Scott Nelson</u> Title: <u>Transit Director</u> Email Address: <u>Scott.Nelson@brevardfl.gov</u> *Must attach a Resolution of Authority from your Board (original document) for the person signing ALL documents on behalf of your agency. See Exhibit B			

# Checklist

Each of the below items must be included with your Section 5310 Grant Application submittal in the same order as the checklist.

☒ Applicant Information

## **PART I - APPLICANT ELIGIBILITY**

☒ Application Checklist (this form)

☒ Eligibility Questionnaire

☒ Exhibit A: Cover Letter

☒ Exhibit B: Governing Board's Resolution

☒ Exhibit C: Coordinated Public Transit-Human Service Transportation Plan

☒ Exhibit D: CTC Agreement or Certification

☐ Exhibit E: Certification of Incorporation (*Required for all first-time private non-profit applicants*)

☐ Exhibit F: Proof of Non-Profit Status

☐ Exhibit G: Local Clearinghouse Agency/RPC Cover Letter (*Required if proposed project is for facilities*)

Date received: \_\_\_\_\_

☒ Exhibit H: Public Hearing Notice

## **PART II - FUNDING REQUEST**

☒ Form A-1: Current System Description

☒ Form A-2: Fact Sheet

☒ Organization Chart

☒ Form A-3: Proposed Project Summary

☒ Form B-1: Financial Capacity – Proposed Budget for Transportation Program

☒ Proof of Local Match

☐ Form B-2: Operations Phase- Estimate of Project Costs by Budget Category

☒ Form B-3: Capital Request

☒ Completed Sample Order Form(s)

☒ Form C: Current Vehicle and Transportation Equipment Inventory

## **PART III – REQUIRED DOCUMENTS**

☒ Exhibit I: FDOT Certification and Assurances

☒ Exhibit J: Standard Lobbying Certification

☒ Exhibit K: Leasing Certification

☒ Exhibit L: Certification of Equivalent Service

☒ Form 424: Application for Federal Assistance

☐ Exhibit M: Federal Certifications and Assurances

☒ Exhibit N: Transportation Operating Procedure (*Applies to Section 5310-only Applicants*)

☒ Exhibit O: Title VI Plan

☐ Exhibit P: Protection of the Environment (*Required if the proposed project is for facilities*)

☒ Exhibit Q: Triennial Review – CAP Closeout



## Exhibit A: Cover Letter

Administration Office  
401 S. Varr Avenue  
Cocoa, FL 32922  
Office: 321.635.7815  
Fax: 321.633.1905



STATE OF FLORIDA DEPARTMENT OF TRANSPORTATION  
GRANT APPLICATION

Brevard County Board of County Commissioners d/b/a Space Coast Area Transit submits this Application for the Section 5310 Program Grant and agrees to comply with all assurances and exhibits attached hereto and by this reference made a part thereof, as itemized in the Checklist for Application Completeness.

Brevard County Board of County Commissioners further agrees, in accordance with Sections 129.07 and 768.28, Florida Statutes) to indemnify, defend and hold harmless FDOT and all of its officers, agents and employees from any claim, loss, damage, cost, charge, or expense arising out of the non-compliance by the Agency, its officers, agents or employees, with any of the assurances stated in this Application.

This Application is submitted on this 23<sup>rd</sup> Day of April, 2019 with an original resolution or certified copy of the original resolution authorizing Scott Nelson, Transit Services Director, to sign the Application.

Brevard County Board of County Commissioners d/b/a Space Coast Area Transit  
*Agency Name*

\_\_\_\_\_  
*Signature (blue ink)*

Scott J. Nelson, Transit Services Director  
*Typed Name and Title of Authorized Representative*

April 23, 2019  
*Date*



RideLine 321.633.1878

321Transit.com

Vanpool 321.952.4562

Page 9 of 96

## **Exhibit B: Governing Board's Resolution**

## **Exhibit C: Coordinated Public Transit- Human Service Transportation Plan**

Administration Office  
401 S. Varr Avenue  
Cocoa, FL 32922  
Office: 321.635.7815  
Fax: 321.633.1905



COORDINATED PUBLIC TRANSIT – HUMAN SERVICE  
TRANSPORTATION PLAN  
CERTIFICATION

Brevard County Board of County Commissioners d/b/a Space Coast Area Transit certifies and assures to the Florida Department of Transportation regarding its application for assistance under 49 U.S.C. 5310 that this grant request is included in a coordinated plan compliant with Federal Transit Administration Circular FTA C9070.1G.

(a) The name of this coordinated plan:

Space Coast Area Transit Transportation Disadvantaged Service Plan

(b) The agency that adopted this coordinated plan:

Brevard County Local Coordinating Board for the Transportation Disadvantaged

(c) The date the coordinated plan was adopted:

November 16, 2015

(d) Section and page in the coordinated plan that identifies the project or need your agency is fulfilling:

Section 1 pages 1-6, 8-17, 24-33 and Section 2 pages 42-57

\_\_\_\_\_  
*Signature (blue ink)*

Scott J. Nelson, Transit Services Director  
*Typed Name and Title of Authorized Representative*

April 23, 2019  
*Date*



RideLine 321.633.1878

321Transit.com

Vanpool 321.952.4562

Page 13 of 96



#### Exhibit D: CTC Agreement or Certification

See Grant Application Instruction Manual for CTC Agreement requirements.

#### Exhibit E: Certification of Incorporation

All **first-time private non-profit applicants** must include a copy of their certification of incorporation here. You may insert the certification as a PDF or print and attach the document to your final application.

#### Exhibit F: Proof of Non-Profit Status

All **private non-profit applicants** must include proof of non-profit status here. You may insert the proof of status as a PDF or print and attach the document to your final application.

#### Exhibit G: Local Clearinghouse Agency/RPC Cover Letter

If **grant application is for facilities**, please include a copy of the cover letter submitted to the local clearinghouse agency or RPC. You may insert the letter as a PDF or print and attach the document to your final application.

#### Exhibit H: Public Hearing Notice

Attach a copy of the notice of public hearing and an affidavit of publication here, if **applicable (see instruction manual)**. You may insert the notice as a PDF or print and attach the document to your final application.

##### Public Notice-Sample

All interested parties within (Counties Affected) are hereby advised that (Public Agency) is applying to the Florida Department of Transportation for a capital grant under Section 5310 of the Federal Transit Act of 1991, as amended, for the purchase of (Description of Equipment) to be used for the provision of public transit services within (Defined Area of Operation).

This notice is to provide an opportunity for a Public Hearing for this project. This public notice is to ensure that this project and the contemplated services will not duplicate current or proposed services provided by existing transit or paratransit operators in the area.

This hearing will be conducted if and only if a written request for the hearing is received by (Specify due date).

Requests for a hearing must be addressed to (Public Agency Name and Address) and a copy sent to (Name and Address of Appropriate FDOT District Office).

All public notices must include the following language:

Florida Law and Title VI of the Civil Rights Act of 1964 Prohibits Discrimination in Public accommodation on the basis of race, color, religion, sex, national origin, handicap, or of marital status.

Persons believing they have been discriminated against on these conditions may file a complaint with the Florida Commission on Human Relations at 850-488-7082 or 800-342-8170 (voice messaging)

## Exhibit D: CTC Agreement or Certification

Contract # TD 1670

Effective: 7/1/16 to 6/30/21

STATE OF FLORIDA  
COMMISSION FOR THE TRANSPORTATION DISADVANTAGED  
**MEMORANDUM OF AGREEMENT**

This Memorandum of Agreement is between the COMMISSION FOR THE TRANSPORTATION DISADVANTAGED, hereby referred to as the "Commission," and

Brevard County Board of County Commissioners d/b/a Space Coast Area Transit, 401 South Varr

Avenue, Cocoa, FL 32922

the COMMUNITY TRANSPORTATION COORDINATOR, designated pursuant to Chapter 427, F.S., to serve the transportation disadvantaged for the community that includes the entire area of

BREVARD

county(ies), and hereafter referred to as the "Coordinator."

This Agreement is made in consideration of the mutual benefits to both parties; said consideration acknowledged hereto by the parties as good and valuable consideration.

The Parties Agree:

I. The Coordinator Shall:

- A. Become and remain totally apprised of all of the Transportation Disadvantaged resources available or planned in their designated service area. This knowledge will be used to plan, coordinate, and implement the most cost effective transportation disadvantaged transit system possible under the economic and other conditions that exist in the designated service area.
- B. Plan and work with Community Transportation Coordinators in adjacent and other areas of the state to coordinate the provision of community trips that might be handled at a lower overall cost to the community by another Coordinator. This includes honoring any Commission-approved statewide certification program that allows for intercounty transportation opportunities.
- C. Arrange for all services in accordance with Chapter 427, Florida Statutes, and Rule 41-2, FAC, and as further required by the Commission and the local Coordinating Board approved Transportation Disadvantaged Service Plan.
- D. Return any acquired profits or surplus funds originating through the course of business as the Coordinator that are beyond the amounts(s) specifically identified and approved in the accompanying Transportation Disadvantaged Service Plan. Such profits or funds shall be returned to the Coordinator's transportation system or to any subsequent Coordinator, as a total transportation system subsidy, to be applied to the immediate following operational year. The Coordinator will include similar language in all coordination contracts to assure that transportation disadvantaged related revenues are put back into transportation disadvantaged services.

E. Accomplish this Project by:

1. Developing a Transportation Disadvantaged Service Plan for approval by the local Coordinating Board and the Commission. Coordinators who are newly designated to a particular service area shall submit a local Coordinating Board approved Transportation Disadvantaged Service Plan, within 120 calendar days following the execution of the Coordinator's initial memorandum of agreement with the Commission, for approval by the Commission. All subsequent Transportation Disadvantaged Service Plans shall be submitted and approved with the corresponding memorandum of agreement. The approved Transportation Disadvantaged Service Plan will be implemented and monitored to provide for community-wide transportation services for purchase by non-sponsored transportation disadvantaged persons, contracting social service agencies, and other entities that use local, state, or federal government funds for the purchase of transportation for the transportation disadvantaged.
2. Maximizing the use of available public school transportation resources and public fixed route or fixed schedule transit services and assuring that private or public transit, paratransit operators, and school boards have been afforded a fair opportunity to participate to the maximum extent feasible in the planning process and in the development of the provisions of the Transportation Disadvantaged Service Plan for the transportation disadvantaged.
3. Providing or arranging 24-hour, 7-day per week transportation disadvantaged service as required in the designated service area by any Federal, State or Local Government agency sponsoring such services. The provision of said services shall be furnished in accordance with the prior notification requirements identified in the local Coordinating Board and Commission approved Transportation Disadvantaged Service Plan.
4. Complying with all local, state, and federal laws and regulations that apply to the provision of transportation disadvantaged services.
5. Submitting to the Commission an Annual Operating Report detailing demographic, operational, and financial data regarding coordination activities in the designated service area. The report shall be prepared on forms provided by the Commission and according to the instructions of said forms.

F. Comply with Audit and Record Keeping Requirements by:

1. Utilizing the Commission recognized Chart of Accounts defined in the *Transportation Accounting Consortium Model Uniform Accounting System for Rural and Specialized Transportation Providers* (uniform accounting system) for all transportation disadvantaged accounting and reporting purposes. Community Transportation Coordinators with existing and equivalent accounting systems are not required to adopt the Chart of Accounts in lieu of their existing Chart of Accounts but shall prepare all reports, invoices, and fiscal documents relating to the transportation disadvantaged functions and activities using the chart of accounts and accounting definitions as outlined in the above referenced manual.

2. Assuming the responsibility of invoicing for any transportation services arranged, unless otherwise stipulated by a purchase of service contract or coordination contract.
  3. Maintaining and filing with the Commission, local Coordinating Board, and all purchasing agencies/entities such progress, fiscal, inventory, and other reports as those entities may require during the period of this Agreement.
  4. Providing copies of finance and compliance audits to the Commission and local Coordinating Board as requested by the Commission or local Coordinating Board.
- G. Retain all financial records, supporting documents, statistical records, and any other documents pertinent to this Agreement for a period of five (5) years after termination of this Agreement. If an audit has been initiated and audit findings have not been resolved at the end of five (5) years, the records shall be retained until resolution of the audit findings. The Coordinator shall assure that these records shall be subject to inspection, review, or audit at all reasonable times by persons duly authorized by the Commission or this Agreement. They shall have full access to and the right to examine any of the said records and documents during the retention period.
- H. Comply with Safety Requirements by:
1. Complying with Section 341.061, F.S., and Rule 14-90, FAC, concerning System Safety; or complying with Chapter 234.051, F.S., regarding school bus safety requirements for those services provided through a school board; and
  2. Assuring compliance with local, state, and federal laws, and Commission policies relating to drug testing. Conduct drug and alcohol testing for safety sensitive job positions within the coordinated system regarding pre-employment, randomization, post-accident, and reasonable suspicion as required by the Federal Highway Administration and the Federal Transit Administration.
- I. Comply with Commission insurance requirements by maintaining at least minimum liability insurance coverage in the amount of \$200,000 for any one person and \$300,000 per occurrence at all times during the existence of this Agreement for all transportation services purchased or provided for the transportation disadvantaged through the Community Transportation Coordinator. Upon the execution of this Agreement, the Coordinator shall add the Commission as an additional **named insured** to all insurance policies covering vehicles transporting the transportation disadvantaged. In the event of any cancellation or changes in the limits of liability in the insurance policy, the insurance agent or broker shall notify the Commission. The Coordinator shall insure that contracting transportation operators and coordination contractors also maintain the same minimum liability insurance, or an equal governmental insurance program. Insurance coverage in excess of \$1 million per occurrence must be approved by the Commission and the local Coordinating Board before inclusion in the Transportation Disadvantaged Service Plan or in the justification of rates and fare structures. Such coverage may be provided by a self-insurance program established and operating under the laws of the State of Florida and written verification of insurance protection in accordance with Section 768.28, Florida Statutes, shall be provided to the Commission upon request.

- J. Safeguard information by not using or disclosing any information concerning a user of services under this Agreement for any purpose not in conformity with the local, state and federal regulations (45 CFR, Part 205.50), except upon order of a court, written consent of the recipient, or his/her responsible parent or guardian when authorized by law.
- K. Protect Civil Rights by:
1. Complying with state and federal laws including but not limited to laws regarding discrimination on the basis of sex, race, religion, age, disability, sexual orientation, or national origin. The Coordinator gives this assurance in consideration of and for the purpose of obtaining federal grants, loans, contracts (except contracts of insurance or guaranty), property, discounts, or other federal financial assistance to programs or activities receiving or benefiting from federal financial assistance and agreeing to complete a Civil Rights Compliance Questionnaire if so requested by the Commission.
  2. Agreeing that compliance with this assurance constitutes a condition of continued receipt of or benefit from federal financial assistance, and that it is binding upon the Coordinator, its successors, subcontractors, transferee, and assignees for the period during which such assistance is provided. Assure that all operators, subcontractors, subgrantee, or others with whom the Coordinator arranges to provide services or benefits to participants or employees in connection with any of its programs and activities are not discriminating against those participants or employees in violation of the above statutes, regulations, guidelines, and standards. In the event of failure to comply, the Coordinator agrees that the Commission may, at its discretion, seek a court order requiring compliance with the terms of this assurance or seek other appropriate judicial or administrative relief, to include assistance being terminated and further assistance being denied.
- L. To the extent allowed by Section 768.28, Florida Statutes, and only to the monetary and other limitations contained therein, indemnify and hold harmless the Commission and all of the Commission's members, officers, agents, and employees; purchasing agency/entity officers, agents, and employees; and the local, state, and federal governments from any claim, loss, damage, cost, charge or expense arising out of any act, action, neglect or omission by the Coordinator during the performance of this Agreement, whether direct or indirect, and whether to any person or property to which the Commission or said parties may be subject, except that neither the Coordinator nor any of its sub-contractors will be liable under this section for damages arising out of injury or damage to persons or property directly caused or resulting from the sole negligence of the Commission or any of its members, officers, agents or employees; purchasing agency/entity, officers, agents, and employees; and local, state, or federal governments. Nothing herein is intended to serve as a waiver of sovereign immunity by any agency/entity or Coordinator to which sovereign immunity may be applicable. Nothing herein shall be construed as consent by a state agency/entity or political subdivision of the State of Florida or the federal government to be sued by third parties in any matter arising out of any Agreement or contract. Notwithstanding the foregoing, pursuant to Section 768.28, Florida Statutes, no agency or subdivision of the state shall be required to indemnify, insure, or assume any liability for the Commission's negligence.

- M. Comply with standards and performance requirements of the Commission, the local Coordinating Board approved Transportation Disadvantaged Service Plan, and any purchase of service contracting agencies/entities. Failure to meet the requirements or obligations set forth in this MOA, and performance requirements established and monitored by the local Coordinating Board in the approved Transportation Disadvantaged Service Plan, shall be due cause for non-payment of reimbursement invoices until such deficiencies have been addressed or corrected to the satisfaction of the Commission.
- N. Comply with subcontracting requirements by executing or negotiating contracts for transportation services with Transportation Operators and Coordination Contractors, and assuring that the conditions of such contracts are maintained. The requirements of Part 1, Paragraph E.5. through M are to be included in all contracts, subcontracts, coordination contracts, and assignments made by the Coordinator for services under this Agreement. Said contracts, subcontracts, coordination contracts, and assignments will be reviewed and approved annually by the Coordinator and local Coordinating Board for conformance with the requirements of this Agreement.
- O. Comply with the following requirements concerning drivers and vehicles:
1. Drivers for paratransit services, including coordination contractors, shall be required to announce and identify themselves by name and company in a manner that is conducive to communications with the specific passenger, upon pickup of each rider, group of riders, or representative, guardian, or associate of the rider, except in situations where the driver regularly transports the rider on a recurring basis. Each driver must have photo identification that is in view of the passenger. Name patches, inscriptions or badges that affix to driver clothing are acceptable. For transit services, the driver photo identification shall be in a conspicuous location in the vehicle.
  2. The paratransit driver shall provide the passenger with boarding assistance, if necessary or requested, to the seating portion of the vehicle. The boarding assistance shall include opening the vehicle door, fastening the seat belt or utilization of wheelchair securement devices, storage of mobility assistive devices, and closing the vehicle door. In certain paratransit service categories, the driver may also be required to open and close doors to buildings, except in situations in which assistance in opening/closing building doors would not be safe for passengers remaining on the vehicle. Assisted access must be in a dignified manner. Drivers may not assist wheelchair up or down more than one step, unless it can be performed safely as determined by the passenger, guardian, and driver.
  3. All vehicles shall be equipped with two-way communications in good working order and be audible to the driver at all times to the base.
  4. All vehicles providing service within the coordinated system, shall have working air conditioners and heaters in each vehicle. Vehicles that do not have a working air conditioner or heater will be scheduled for repair or replacement as soon as possible.

P. Comply with other requirements as follows:

1. Transport an escort of a passenger and dependent children as locally negotiated and identified in the local Transportation Disadvantaged Service Plan.
2. Determine locally in the Transportation Disadvantaged Service Plan, the use, responsibility, and cost of child restraint devices.
3. Transport with the passenger at no additional charge, passenger property that can be carried by the passenger and/or driver in one trip and can be safely stowed on the vehicle. Additional requirements may be negotiated for carrying and loading rider property beyond this amount. Passenger property does not include wheelchairs, child seats, stretchers, secured oxygen, personal assistive devices, or intravenous devices.
4. Provide shelter, security, and safety of passengers at vehicle transfer points.
5. Post a local or other toll-free number for complaints or grievances inside each vehicle. The local complaint process shall be outlined as a section in the local Transportation Disadvantaged Service Plan including advising the dissatisfied person about the Commission's Ombudsman Program as a step within the process as approved by the local Coordinating Board.
6. Provide out-of-service-area trips, when determined locally and approved by the local Coordinating Board, except in instances where local ordinances prohibit such trips.
7. Keep interior of all vehicles free from dirt, grime, oil, trash, torn upholstery, damaged or broken seats, protruding metal or other objects or materials which could soil items placed in the vehicle or provide discomfort for the passenger.
8. Determine locally by the local Coordinating Board and provide in the local Transportation Disadvantaged Service Plan the billing requirements of the Community Transportation Coordinator. All bills shall be paid to subcontractors within 7 calendar days after receipt of said payment by the Coordinator, in accordance with Section 287.0585, Florida Statutes.
9. Maintain or have access to a passenger/trip database on each rider being transported within the system.
10. Provide each rider and escort, child, or personal care attendant adequate seating for paratransit services. No more passengers than the registered passenger seating capacity shall be scheduled or transported in a vehicle at any time. For transit services provided by transit vehicles, adequate seating or standing space will be provided to each rider and escort, child, or personal care attendant, and no more passengers than the registered passenger seating or standing capacity shall be scheduled or transported in a vehicle at any time.
11. First Aid shall be determined locally and provided in the local Transportation Disadvantaged Service Plan.



12. Cardiopulmonary Resuscitation shall be determined locally and provided in the local Transportation Disadvantaged Service Plan.

II. The Commission Shall:

- A. Recognize the Coordinator as the entity described in Section 427.011(5), Florida Statutes, and Rule 41-2.002(4), F.A.C.
- B. Attempt to insure that all entities with transportation disadvantaged funds will purchase transportation disadvantaged services through the Coordinator's system.

III. The Coordinator and the Commission Further Agree:

- A. Nothing in this Agreement shall require the Commission to observe or enforce compliance with any provision thereof, perform any other act or do any other thing in contravention of any applicable state law. If any of the provisions of this Agreement is found by a court of law to violate any applicable state law, the purchasing agency/entity will at once notify the Commission in writing in order that appropriate changes and modifications may be made by the Commission and the Coordinator to the end that the Coordinator may proceed as soon as possible with the provision of transportation services.
- B. If any part or provision of this Agreement is held invalid, the remainder of this Agreement shall be binding on the parties hereto.
- C. Termination Conditions:
  1. Termination at Will - This Agreement may be terminated by either party upon no less than thirty (30) days notice, without cause. Said notice shall be delivered by certified mail, return receipt required, or in person with proof of delivery.
  2. Termination for Breach - Unless the Coordinator's breach is waived by the Commission in writing, the Commission may, by written notice to the Coordinator, terminate this Agreement upon no less than twenty-four (24) hours notice. Said notice shall be delivered by certified mail, return receipt requested, or in person with proof of delivery. Waiver by the Commission of breach of any provision of this Agreement shall not be deemed to be a waiver of any other breach and shall not be construed to be a modification of the terms of this Agreement, and shall not act as a waiver or estoppel to enforcement of any provision of this Agreement. The provisions herein do not limit the Commission's right to remedies at law or to damages.
- D. This agreement will expire unless an extension is granted to the Coordinator in writing by the Commission, in accordance with Chapter 287, Florida Statutes.
- E. Renegotiations or Modifications of this Agreement shall only be valid when they have been reduced to writing, duly approved by the Commission, and signed by both parties hereto.

F. Notice and Contact:

The name and address of the contract manager for the Commission for this Agreement is: **Executive Director, 605 Suwannee Street, MS-49, Tallahassee, FL 32399-0450.** The representative/position of the Coordinator responsible for administration of the program under this Agreement is: Jim Liesenfelt, Transit Services Director, 401 South Varr Avenue

Cocoa, FL 32922

In the event that either party designates different representatives after execution of this Agreement, notice of the name and address of the new representative will be rendered in writing to the other party and said notification attached to originals of this Agreement.

This document has been reviewed in its entirety and approved by the local Coordinating Board at its official meeting held on April 25, 2016.

Martha Loring  
Coordinating Board Chairperson

WITNESS WHEREOF, the parties hereto have caused these presents to be executed.

COMMUNITY TRANSPORTATION  
COORDINATOR:

Brevard County Board of County Commissioners  
d/b/a Space Coast area Transit

Agency Name  
Jim Barfield

Typed Name of Authorized Individual

Signature: [Signature]

Chairman

Title: \_\_\_\_\_

As approved by the Board on May 17, 2016.

STATE OF FLORIDA, COMMISSION FOR  
THE TRANSPORTATION DISADVANTAGED:

Steven E. Holmes  
Typed Name of Authorized Individual

Signature: [Signature]

Title: Executive Director

Reviewed for Legal Form and Content by:

[Signature]  
Diana Yuan, Assistant County Attorney - Date 4/18/2016

ATTEST:

[Signature]  
SCOTT ELLIS, CLERK

## Exhibit H: Public Hearing Notice

## Exhibit H:

### Public Notice

All interested parties within Brevard County are hereby advised that Brevard County Board of County Commissioners d/b/a Space Coast Area Transit is applying to the Florida Department of Transportation for a capital grant under Section 5310 of the Federal Transit Act of 1991, as amended, for the purchase of transit buses to be used for the provision of public transit services within Brevard County.

This notice is to provide an opportunity for a Public Hearing for this project. The public notice is to ensure that this project and the contemplated services will not duplicate current or proposed services provided by existing transit or paratransit operators in the area.

This hearing will be conducted if and only if a written request for the hearing is received by April 23, 2019.

Requests for a hearing must be addressed to Space Coast Area Transit, 401 S. Varr Ave, Cocoa, FL 32922 and a copy sent to Florida Department of Transportation, District V Office, 420 W. Landstreet Rd, Orlando, FL 32824.

Florida Law and Title VI of the Civil Rights Act of 1964 Prohibits Discrimination in Public accommodation on the basis of race, color, religion, sex, national origin, handicap, or of marital status. Persons believing they have been discriminated against on these conditions may file a complaint with the Florida Commission on Human Relations at 850-488-7082 or 800-342-8270 (voice messaging).

---

#### **INSTRUCTIONS TO: FLORIDA TODAY NEWSPAPER LEGAL ADVERTISEMENTS**

***Please publish in the Legal Advertisements Section. Send proof of publication and invoice to: Space Coast Area Transit, 401 South Varr Avenue, Cocoa, FL 32922, Att: Cathy Lively. If you have any questions, please contact Cathy Lively at (321) 635-7815, x 52932 or Fax (321) 633-1905.***

## PART II - FUNDING REQUEST

### Form A-1: Current System Description

- (a) Please provide a brief general overview of the organization type (i.e., government authority, private non-profit, etc.) including its mission, program goals, and objectives (Maximum 300 words).

Brevard County Board of County Commissioners Transit Services Department, d/b/a as Space Coast Area Transit, provides transportation services for its 589,000 area residents plus visitors. It totaled 2,480,172 passenger trips in FY 2017-2018. The system operates 20 fixed routes with 29 buses Monday-Friday, 19 fixed routes with 23 buses on Saturday, and three fixed routes on Sunday. We also operate 31 demand-response routes Monday-Friday, eight on Saturday, and three on Sunday. Demand-response includes traditional paratransit, 14 contract routes to adult day training programs, and seniors at lunch. Demand-response service is provided in house, and the drivers and buses are used in both demand-response and fixed route modes. Our Volunteers in Motion program has eight vehicles in which volunteer drivers provide demand-response trips. Space Coast Area Transit also has a contracted vanpool program with 71 vans leased to commuters and social service agencies.

Space Coast Area Transit's mission is "To provide quality transportation services that meet the needs of the public and enhances the quality of life of the community." Our program goals are safe driving, passenger safety, excellent customer service, and on time performance.

Fixed route ridership grew by double digits every year from 2007-2015; yet the past three years the ridership has declined. It leveled off to a 0.34% drop in FY 2017-2018. Our goal as a system is to regain ridership growth with promotional events, training, and a large ITS purchase that will provide real time bus schedule information and other improvements. At the end of last fiscal year we added a new fixed route in southwest Brevard County. We received approval to add two additional paratransit routes to meet demand for transportation for the visually impaired and other disabled persons, and increasing kidney dialysis.

- (b) Please provide information below:

- Organizational structure (**attach an organizational chart at the end of this section**)
- Total number of employees in organization 142
- Total number of transportation-related employees in the organization 108

- (c) Who is responsible for insurance, training, management, and administration of the agency's transportation programs? (Maximum 100 words)

Ultimately the Transit Director is responsible for training, management and administration of the agencies transportation programs. Several members of our staff—including the Administrative Assistant, Manager of Operations and Maintenance, and Customer Service Manager also play an integral role in daily operations and management of these programs. Space Coast Area Transit is self-insured through the Brevard County Board of County Commissioners.

- (d) How are the operations of the transportation program currently funded? What are the sources of the funding (e.g., state, local, federal, private foundations, fares, other program fees)? (Maximum 200 words)

Space Coast Area Transit operations are funded through many transportation programs along with local funding. We utilize local funding as match to obtain the maximum funding from our grants. We receive grants from Federal Transit Administration (Section 5307, 5339, and 5310), Florida Department of Transportation (Block Grant, Corridor Grants), and Florida Commission for the Transportation Disadvantaged (Trip and Equipment, Planning Grants). Space Coast Area Transit also utilizes revenue from fares and advertising.

- (e) How does your agency ensure that passengers are eligible recipients of 5310-funded transportation service? (Maximum 200 words)

Space Coast Area Transit will ensure eligibility of demand-response passengers by first conducting a phone interview with the potential rider followed by them receiving and submitting a formal application for documentation and verification. This process is in compliance with the approval of the Florida Commission for the Transportation Disadvantaged. We also have an ADA Paratransit application process.

Fixed Route Service provides reduced fares to seniors 60+, disabled, veterans, and students. Medicare cards are accepted as proof for reduced fare. A Space Coast Area Transit reduced fare ID is issued upon production of the required documentation.

- (f) To what extent does your agency serve minority populations? Is your agency minority-owned? (Maximum 200 words)

Space Coast Area Transit is a local governmental agency that provides a fair and equitable service to all residents and visitors to Brevard County. Passengers are required to submit applications for demand response service which are determined if eligible in accordance with the requirements and guidelines of the specific funding programs. Fixed route service is open and available to any individual to access the system on our local scheduled bus routes.

- (g) Who drives the vehicles used for 5310-funded transportation services?

- How many drivers do you have? 108
- Do your drivers have CDL certifications if required for the types of vehicles used?

All Space Coast Area Transit Operators are required to maintain a CDL for employment

(h) Fully explain your transportation program:

- Service hours, planned service, routes and trip types;
- Staffing—include plan for training on vehicle equipment such as wheelchair lifts, etc.;
- Records maintenance—who, what methods, use of databases, spreadsheets etc.;
- Vehicle maintenance—who, what, when and where. Which services are outsourced (e.g., oil changes)? Include a section on how vehicles are maintained without interruptions in service
- System safety plan
- Drug-free workplace; and
- Data collection methods, including how data was collected to complete Form A-2.

*Note: If the applicant is a CTC, relevant pages of a TDSP and AOR containing the above information may be provided. Please do not attach the entire plan or report. If the applicant is a "5310 only agency," relevant pages of a TOP containing the above information may be provided.*

**Service hours, planned service, routes, and trip types:** Twenty Fixed Routes and 31 Demand-Response Routes (Paratransit and Contract), Monday-Friday 4:50am- 11:45pm; Nineteen Fixed Routes and six Demand-Response Routes, Saturday 5:10am- 11:45pm; three Fixed Routes and three Demand- Response Routes, Sunday 7:10am- 6:15pm. Received approval from Board of County Commissioners to start two new Demand-Response Paratransit routes to meet increased demand from visually impaired and other disabled people and kidney dialysis in FY19-20 (after October 1, 2019).

**Staffing-include plan for training on vehicle equipment such as wheelchair lifts, etc.** We have two vehicle operator trainers under supervision of the Safety and Training Coordinator. New drivers go through 5 weeks of state certified training including bus maneuvering, route learning, ADA, wheelchair securement, drug & alcohol policy, defensive driving, our distracted driving policy, customer service, de-escalating conflicts, emergency procedures, as well as county and department policies. We have refresher training and recertification of defensive driving, customer service, and CPR at regular intervals. We have required Quarterly Employee Meetings, focusing on important safety and training topics.

**Records Maintenance- who, what methods, use of databases, spreadsheets, etc.** Maintenance records defect slips and work orders are kept electronically by the vehicle maintenance contractor. Pre-trip inspection forms are maintained in a paper file, training spreadsheets, DOT medical certificates, and driver's license records are kept on file by staff. Accident and Incident reports and records are maintained by the Safety and Training Coordinator. Driver files, including discipline, are maintained by the secretaries. The records retention schedule is followed in accordance with agreements or FL Statute Chapter 119.

**Vehicle Maintenance- who, what, when, and where.** Vehicle maintenance is done by our Maintenance Contractor, First Vehicle Services. They have well trained techs and support staff. They adhere to the maintenance plan in our contract, with all scheduled maintenance and inspections in our Cocoa and Melbourne shops. (We have done major shop renovations at both of our bases in the past two years, including new bus lifts). We outsource major engine, transmission, warranty repairs, and unusual diagnostic repairs to dealerships. We have the fully allowed ratio of spare buses to maintain service.

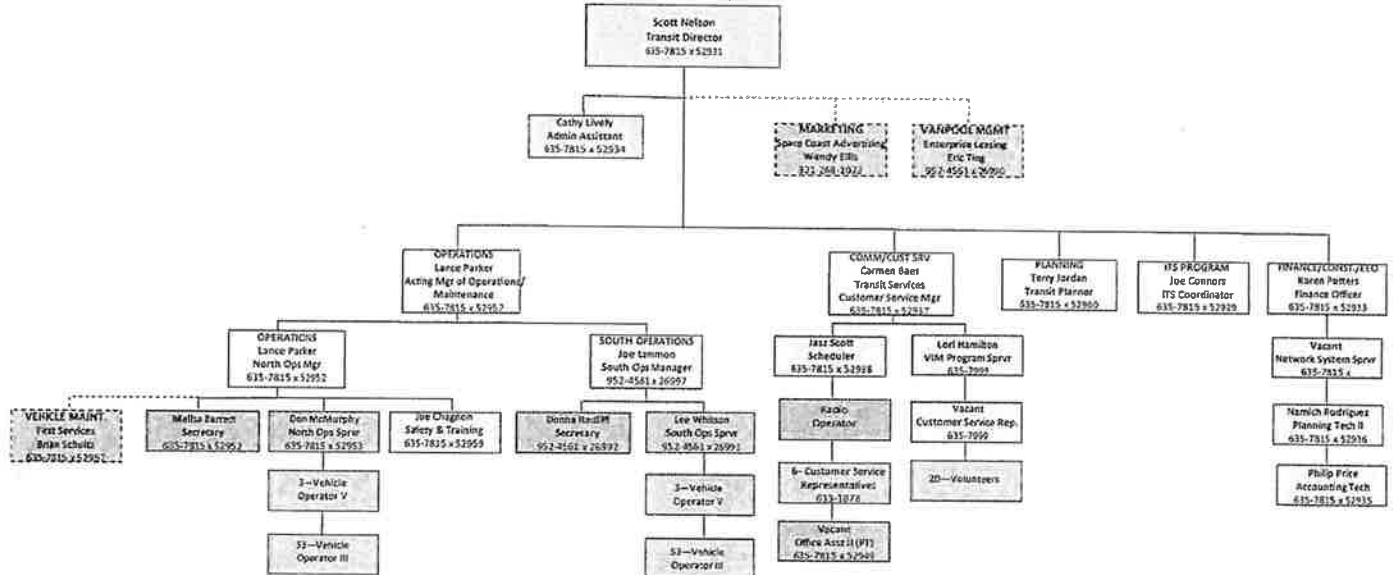
**System safety plan.** Space Coast Area Transit's SSPP is on file at the FDOT office.

**Drug-free workplace.** We have a Drug Free workplace. We revised our Drug and Alcohol Policy in response to a State Triennial Review, with Diana Byrne's input. We passed an FTA Drug and Alcohol Audit Feb. 14-16, 2018. We have a zero tolerance drug and alcohol testing policy.

**Data collection methods, including how data was collected to complete Exhibit A-2.**

Data is acquired from Trapeze Scheduling Software. Statistics from the Annual Operating Report and NTD.

# Transit Services Department





Form A-2: Fact Sheet

		Calculations <sup>1</sup> (current system)	Current System	Calculations <sup>1</sup> (if grant is awarded)	If Grant is Awarded (Estimates are acceptable)
1	Number of total one-way trips served by the agency PER YEAR (for entire system). * Please include calculations.	From Annual Operating Report	122,245*	Expansion of two paratransit routes; 261 service days x 32 trips/day= 8,352 additional trips	130,597
2	Number of one-way passenger trips provided to seniors and individuals with disabilities PER YEAR.*	Data taken from Annual Operations Report	94,192*	Expansion of two paratransit routes; 261 service days x 32 trips/day= 8,352 additional trips	102,544
3	Number of individual senior and disabled clients (unduplicated) PER YEAR.	Trapeze scheduling software calculations for demand response service.	2,697*	Plus 30 new clients	2,727
4	Total number of vehicles used to provide service to seniors and individuals with disabilities.	31	31*	Plus two expansion vehicles Monday- Friday	33

\* These numbers only include demand-response; they do not include any fixed route information.

1 If a software program is used to obtain the required data for the fact sheet, please include the source of the data, i.e., Trapeze).

	Calculations <sup>1</sup> (current system)	Current System	Calculations <sup>1</sup> (if grant is awarded)	If Grant is Awarded (Estimates are acceptable)
5	Number of 5310 vehicles used to provide service to seniors and individuals with disabilities eligible for replacement.	Space Coast Area Transit does not currently have any 5310 funded vehicles in its fleet.	0	0
6	Total fleet vehicle miles traveled to provide service to seniors and individuals with disabilities PER YEAR.	Data taken from Annual Operating Report.	878,746*	Expansion of two paratransit routes; 261 service days x 260 miles/day= 67,860 additional miles
7	Total number of square miles of service coverage.	Brevard County has 1,016 square miles on land.	1,016	Brevard County has 1,016 square miles on land.
8	Number of days that vehicles are in operation to provide service to seniors and individuals with disabilities AVERAGE PER YEAR.	Thirty-one demand-response routes (Paratransit and Contract), Monday-Friday 4:50am – 10:45pm. Six demand-response routes Saturday 5:10 am – 10:45 pm. 3 Demand-response routes Sunday 7:10 am – 6:15 pm.  Route #4 operates seven days/week, 361 days/year	361	Additional routes Monday- Friday, but same number of days per year

\* These numbers only include demand-response; they do not include any fixed route information.

	Calculations <sup>1</sup> (current system)	Current System	Calculations <sup>1</sup> (if grant is awarded)	If Grant is Awarded (Estimates are acceptable)	
9	Number of hours of service AVERAGE PER DAY.	Typical service hours are from 4:50am through 10:45pm	18	Maintain existing service hours of operation.	18
10	Number of hours of service PER YEAR.	Trapeze scheduling software calculations for demand response service	70,508	Maintain existing service hours of operation.	70,508
11	Posted hours of normal operation agency provides service to seniors and individuals with disabilities PER WEEK (This does not include non-scheduled emergency availability).	31 Demand-response routes (Paratransit and Contract), Monday-Friday 4:50am – 10:45pm. 6 Demand-response routes Saturday 5:10 am – 10:45 pm. 3 Demand-response routes Sunday 7:10 am – 6:15 pm.	M–F: 4:50 am – 10:45 pm  Saturday: 5 am – 7 pm  Sunday: 7:30 am – 5:45 pm  Total (WEEK): 7 Days of service 114 hours per week	Two additional paratransit routes but maintain existing service hours of operation.	M–F: 4:50 am – 11:45 pm  Saturday: 5 am – 7 pm  Sunday: 7:30 am – 5:45 pm  Total (WEEK): 7 Days of service 114 hours per week

\*One-way passenger trip is the unit of service provided each time a passenger enters the vehicle, is transported, and then exits the vehicle. Each different destination would constitute a passenger trip.

Form A-3: Proposed Project Summary  
All Applicants

(a) How will the grant funding be used?

Check all that apply:

<input checked="" type="checkbox"/> Vehicle(s) →	<input checked="" type="checkbox"/> Expansion	<input checked="" type="checkbox"/> Replacement
<input type="checkbox"/> Equipment →	<input type="checkbox"/> Expansion	<input type="checkbox"/> Replacement
<input type="checkbox"/> Mobility Management		
<input type="checkbox"/> Preventative Maintenance		
<input type="checkbox"/> Operating →	<input type="checkbox"/> Expansion	<input type="checkbox"/> Continuing Service

(b) In which geographic area(s) will the requested grant funds be used to provide service?

- ☒ Urban (UZA)  
☒ Small Urban (SUZA)  
☐ Rural

Complete the service area percentages for the geographic areas where the requested grant funds will be used to provide service

*Example:*

If your agency makes 500 trips per year and 100 of those trips are urban then:

100 UZA trips/ 500 total trips = .2 \* 100 = 20% UZA service area

UZA	100,512	/	122,245	=83%	% UZA service area
SUZA	21,733	/	122,245	=17%	% Small Urban service area
Rural		/		=	% Rural service area
<div> <div>Number of trips, revenue service hours, or revenue service miles within specified geographic area</div> <div>Divided by</div> <div>Total number of trips, revenue service hours, or revenue service miles</div> <div>Equals</div> <div>Percentage of service within specified geographic area</div> </div>					

Calculate the funding split for the geographic areas where the requested grant funds will be used to provide service.

UZA	<b>660,887</b>	<b>X</b>	83%	=	\$548,536
SUZA	<b>660,887</b>	<b>X</b>	17%	=	\$112,351
Rural		<b>X</b>		=	\$660,887
Total amount requested		Multiplied by	Percentage of service within specified geographic area	Equals	Funding split

**NOTE:** When invoicing for operating projects, you must use the above funding split on your invoice summary forms.

Once you have determined the funding split between UZA, SUZA and Rural, you will need to calculate the match amount.

**NOTE: Operating Assistance (50% Federal and 50% Local):**

UZA	<b>N/A</b>	<b>X</b>	.5 Federal & .5 Local	=	\$	\$
SUZA		<b>X</b>	.5 Federal & .5 Local	=	\$	\$
Rural		<b>X</b>	.5 Federal & .5 Local	=	\$	\$
Funding Split		Multiplied by	.5 Federal & .5 Local	Equals	Federal	Local

**NOTE: Capital Assistance (80% Federal, 10% State and 10% Local):**

UZA	<b>548,536</b>	<b>X</b>	.8 Federal & .1 State & .1 Local	=	\$438,829	\$54,854	\$54,854
SUZA	<b>112,351</b>	<b>X</b>	.8 Federal & .1 State & .1 Local	=	\$89,880	\$11,235	\$11,235
Rural		<b>X</b>	.8 Federal & .1 State & .1 Local	=	\$	\$	\$
Funding Split		Multiplied by	.8 Federal & .1 State & .1 Local	Equals	Federal	State	Local

How will the grant funding improve your agency's transportation service? Provide a general description of the project components to be funded via this agreement.

5310 Grant funding will allow us to meet our mission, "To provide quality transportation services that meet the needs of the public and enhances the quality of life of the community."

The 5 buses will aid in reducing rising maintenance costs of older buses that have met their useful life. (We currently have no 5310 vehicles.) We have nine 2013 Champion International Defender buses with Maxx Force engines that Navistar advises have a lifespan of 10,000 hours. Seven of those nine buses have 10,000 hours. All of them have comparatively low miles, but we have replaced engines in five buses so far. FDOT has removed International buses from the TRIP's contracts. We are interested in purchasing two Freightliners as replacements.

We also have 2011 and 2012 Chevrolet Glaval Titan II's, some with over 200,000 miles. The Duramax diesel engines have been very reliable, but we have replaced transmissions in 2/3 of our Glaval fleet. We want to purchase three Ford E-450's; one will be utilized as a replacement and two for expansion for the two new paratransit routes.

(c) Provide a description of the project location, please include at least one of the below. Use attachments if necessary:

- Transportation service geographical limits
- Maps
- Illustration/graphic of project area

Space Coast Area Transit operates throughout Brevard County.

# Brevard County SYSTEM MAP

Effective 10/6/19

- Route 1 – Titusville/Viera
- Route 2 – Titusville
- Route 3 – Merritt Island
- Route 4 – 520 Connector
- Route 5 – Titusville/Mims
- Route 6 – Cocoa/Rockledge
- Route 7 – Rockledge/Viera
- Route 8 – West Cocoa
- Route 9 – Cape Canaveral/Cocoa Beach
- Route 20 – Hialeah-West Melbourne
- Route 21 – Downtown Melbourne
- Route 22 – South Palm Bay
- Route 23 – West Palm Bay
- Route 24 – Melbourne/Eau Gallie
- Route 25 – Palm Bay Connector
- Route 26 – South Beach
- Route 27 – East Palm Bay
- Route 28 – North Melbourne
- Route 29 – Melbourne/Viera
- Route 33 – Eau Gallie Arts District

**space  
Coast**  
AREA TRANSIT

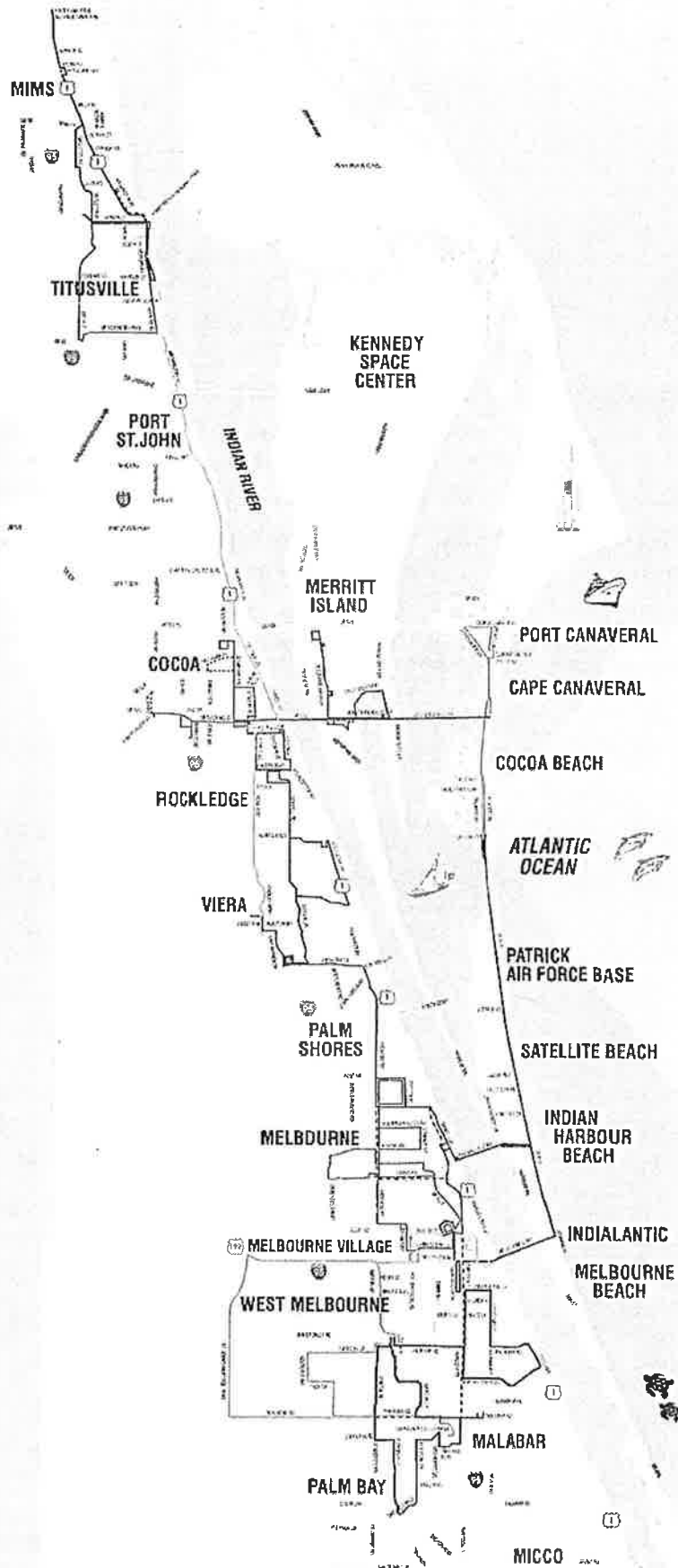
401 S. Varr Avenue • Cocoa, FL 32922

Call the RideLine  
**321.633.1878**

Get Connected  
**321Transit.com**



*Volunteers in Motion*  
"We Serve Because We Care"



- (d) Describe project components in detail. Please explain the challenges or difficulties that your agency will overcome if awarded these funds.

Will it be used to:

- Provide more hours of service?
- Expand service to a larger geographic area?
- Provide shorter headways?
- Provide more trips?
- Project schedule, is this a continuation of services or an expansion?
- What is the project size?

This grant will be used to purchase five new buses for our aging fleet. Three buses will initiate the replacement projections of our Transit Asset Management Plan. The two expansion buses are for our new paratransit routes which are scheduled to start in October, 2019. The visually impaired community in Brevard County has been advocating for additional bus service. We also have increasing demand for kidney dialysis transportation, and contract routes to BAC and Bridges, especially from Promise in Brevard.

These new buses will aid us in keeping our fleet up to date and greatly reduce maintenance costs, particularly of our International buses. We will be commencing the switch from diesel to gasoline powered smaller cutaway buses with purchase of Ford E-450's. Our projections are this will save us money and maintenance of the elaborate diesel emissions packages on the current diesel vehicles.

Newer buses will reduce buses being out of service and improve reliability. Without these funds our bus replacements would be delayed. We would undoubtedly incur higher maintenance costs for replacing additional engines and transmissions.



- (e) If this grant is not fully funded, can you still proceed with your transportation program? Explain.

Yes. We could continue operations at existing levels. We would have to contend with many older buses out of service, and possibly breakdowns. It would definitely require additional maintenance costs. It could potentially cost lost trips if buses were out of service for an extended period. It would be difficult to expand our service.

- (f) **New agencies only:** Have you met with the CTC and, if so, how are you providing a service they cannot? Provide detailed information supporting this determination. *Applications submitted without the appropriate CTC coordination agreement may be rejected by FDOT. Grant awards will not be made without an appropriate coordination agreement.*

N/A. Space Coast Area Transit is the CTC.

#### Capital Requests Only

- (a) If this capital request includes equipment, please describe the purpose of the request.
- (b) If you are requesting a vehicle that requires a driver with a CDL:
  - Do you currently have an adequate number of CDL licensed drivers on staff to operate the requested vehicle(s)? If not, how will you ensure staffing needs are met?
- (c) If the requested vehicles or equipment will be used by a lessee or private operator under contract to the applicant agency, identify the proposed lessee/operator.
  - Include an equitable plan for distribution of vehicles/equipment to lessees and/or private operators.

- (a) The purpose of this grant request is to purchase five cutaway buses, three for replacement and two for expansion. The buses to be replaced have met their useful life.
- (b) All of our drivers have Class A or B CDL licenses. We have enough CDL licensed drivers to operate our current buses. We will hire two additional drivers with CDL's to drive the new paratransit routes that will start in October, 2019.
- (c) The buses will be operated by Brevard County Space Coast Area Transit, and not leased to private contractors.

Preventive Maintenance Requests Only

**Note: Applicants applying for preventative maintenance costs must have a District-approved Preventative Maintenance (PM) Plan and a cost allocation plan if maintenance activities are performed in-house.**

- (a) Please specify Period of Performance (should not exceed one (1) year)
- (b) Please include a list of general PM activities to take place with the funding
- (c) Please list useful life for purchase of any items over \$5,000

N/A

Form B-1: Financial Capacity – Proposed Budget for Transportation Program

<b>Estimated Revenues</b> <i>(See Instruction Manual)</i>	<b>Revenue Amount</b> <i>Entire Transportation program (See Instruction Manual)</i>
Passenger Fares for Transit Service (401)	\$2,257,327
Special Transit Fares (402)	
School Bus Service Revenues (403)	
Freight Tariffs (404)	
Charter Service Revenues (405)	
Auxiliary Transportation Revenues (406)	\$251,020
Non-transportation Revenues (407)	\$9,211
Total Revenue	\$2,517,558
Other Revenue Categories	
Taxes Levied Directly by the Transit System (408)	
Local Cash Grants and Reimbursements (409)	\$1,859,453
Local Special Fare Assistance (410)	
State Cash Grants and Reimbursements (411)	\$3,789,653
State Special Fare Assistance (412)	
Federal Cash Grants and Reimbursements (413)	\$9,237,055
Interest Income (414)	
Contributed Services (430)	
Contributed Cash (431)	
Subsidy from Other Sectors of Operations (440)	
Total of Other Revenue	\$14,886,161
<b>Grand Total All Revenue</b>	<b>\$17,403,719</b>

<b>Estimated Expenses</b> <i>(See Instruction Manual)</i>	<b>Expense Amount</b> <i>Entire Transportation program</i>
Labor (501)	\$4,216,265
Fringe & Benefits (502)	\$2,084,916
Services (503)	\$868,171
Materials & Supplies (504)	\$2,119,130
Vehicle Maintenance (504.01)	\$2,976,127
Utilities (505)	\$75,091
Insurance (506)	\$254,428
Licenses & Taxes (507)	\$9,980
Purchased Transit Service (508)	\$734,228
Miscellaneous (509)*	\$178,682
Leases & Rentals (512)	\$3,483
Depreciation (513)	\$2,561,654
<b>Grand Total All Expenses</b>	<b>\$16,082,155</b>

- \* The revenue and expenses are not balanced as the State of Florida fiscal year runs from July 1 – June 30 and Brevard County fiscal year runs from October 1 – September 30.

Proof of Local Match	
Source	Amount
Sale of Surplus Equipment	\$109,131
	\$
	\$
	\$
	\$
	\$
<b>Total Local Match</b>	
50 % of Total Project Cost for operating awards	\$109,131
10% of Total Project Cost for capital awards	

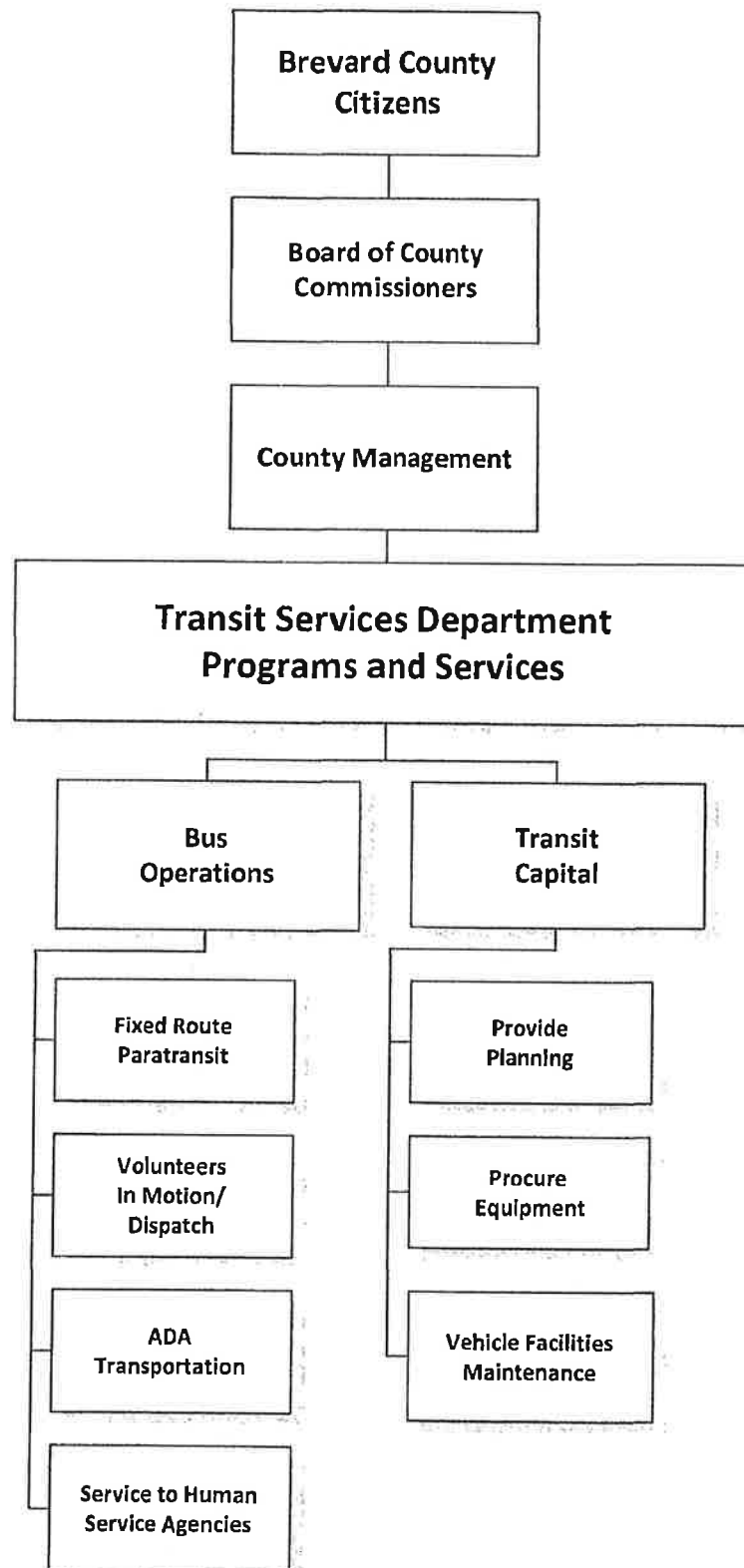
Attach documentation of match funds directly after this page. Proof may consist of, but not be limited to:

- Transportation Disadvantaged (TD) allocation,
- Written statements from county commissions, state agencies, city managers, mayors, town councils, organizations, accounting firms and financial institutions.

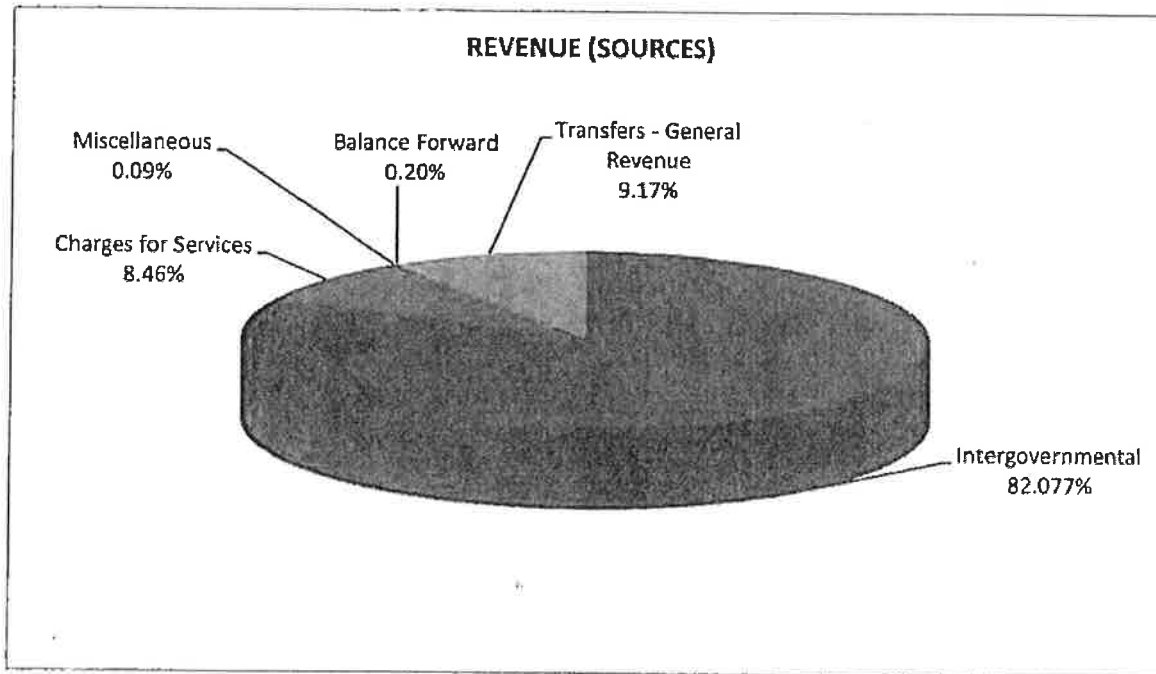
\_\_\_\_\_  
Signature [blue ink]

\_\_\_\_\_  
Typed Name and Title of Authorized Representative


\_\_\_\_\_  
Date



## TRANSIT SERVICES DEPARTMENT



## ADOPTED BUDGET FY2018-2019 \$21,137,108





## **TRANSIT SERVICES DEPARTMENT SUMMARY**

### **MISSION STATEMENT:**

---

To provide quality transportation services that meets the needs of the public and enhances the quality of life for the community.

### **PROGRAMS AND SERVICES:**

---

### **ACCOMPLISHMENTS, INITIATIVES, TRENDS AND ISSUES AND SERVICE LEVEL IMPACTS:**

#### **BUS OPERATIONS**

##### *Accomplishments:*

- Provided emergency evacuation transportation during Hurricane Irma
- 30 peak vehicles in Fixed Route bus services providing 2,125,629 passengers trips last year
- 30 peak vehicles in paratransit service providing Transportation Disadvantaged, ADA, Contract, Volunteers in Motion for a total of 123,590 trips
- Provided over 144,976 hours of revenue service on all buses
- Dispatch and Reservation Center answered over 100,000 requests for service and information last year
- 96 peak vehicles in Commuter and Human Service agency vanpools with 304,903 trips provided
- Hosted very successful 5<sup>th</sup> annual Transit Summit titled "B4 (Bikes Bus Beach Brevard) Transit Summit" in Cocoa Beach with over 150 elected and business officials attending
- Ride with Jim has been very popular, with Jim Liesenfelt interacting with citizens, educating them about transit on bus rides to Bagel 13 locations
- Record breaking year of bus wrap contract advertising net revenue of \$231,398, an increase of 12.3% over previous year
- Successful trial of new state of the art Quantum rear facing wheelchair securement system on two buses, provided at no charge by Q'Straint. Only the third transit system in Florida to utilize them
- Moved Titusville transfer center from Searstown Mall to new "super stop" behind Titus Landing. Revised Routes 1, 2, and 5 accordingly
- Changes to Routes 22 & 23 to better serve Palm Bay Hospital and Eastern Florida State College - Palm Bay
- Eliminated one fixed route bus, Route 1C, in order to start new contract Route 49 to accommodate influx of clients to Brevard Achievement Center and Bridges, especially from new Promise in Brevard facility in West Melbourne
- Continued working with Florida Department of Transportation to provided accessible bus stops on A1A, SR520, and US#1
- Completed 16 accessible bus stops with shelters and benches in Titusville
- Participated in a number of Complete Streets projects and FDOT Visioning projects
- Successfully passed four audits:
  - New FDOT Triennial Review
  - FDEP Stormwater Audit (first since 2006)
  - County Environmental Review
  - FTA Drug and Alcohol Testing Audit (first since 2005)
- Revised and updated Drug and Alcohol Testing Policy as a result of the audits
- Filled North Operations Manager, Safety and Training Coordinator, South Operations Supervisor, and North Operations Supervisor positions that came open due to retirement and departure.

## TRANSIT SERVICES DEPARTMENT SUMMARY

### *Initiatives:*

- Initiated second Bus Stop Assessment Study in continuing effort to improve bus stop conditions. Continue bus shelter agreements with Titusville, Melbourne Square Mall, Cocoa Beach, Cape Canaveral, Palm Bay, West Melbourne Rockledge and Eastern Florida State College
- Start new Route 20 Heritage-West Melbourne Route to Heritage High School, west SR 192 and Goodwill, Field of Dreams, Promise in Brevard, Melbourne Square Mall, and Hammock Landing
- Department reorganization, hired Scott Nelson as new Director
- Continuing implementation of Remix software for route changes and scheduling
- Finish and award RFP for Intelligent Transportation Systems for fixed routes and paratransit
- Finish and award RFP for General Planning Consultant
- Negotiate new Eastern Florida State College pass agreement contract
- Amend fare policy and roll out day passes on fixed routes
- Start pilot for mobile fare collection
- Continue new safety initiatives and risk management review of incidents
- Begin construction of expanded employee parking on SR520 to allow for construction of new Cocoa Transit Center with expanded bus pull off and passenger waiting area on Varr Ave in Cocoa

### *Trends and Issues:*

We are seeing an increase in paratransit demand as the new Promise in Brevard facility is attracting residents and their families from distant parts of the U.S. The increased ridership travels to Brevard Achievement Center and Bridges, cross county from West Melbourne to Rockledge. We have already added one contract route and changed routing for several others to accommodate the ridership increase. We successfully secured grant funding for our new Heritage High-West Melbourne fixed route, which will also serve the Promise in Brevard residential facility, bakery and café at Field of Dreams, and thrift store on Wickham Rd.

Ridership on fixed routes overall has dropped, current FY2017-2018 ridership is down 1.6% from last year. The decrease in ridership is attributed to a strong economy, continuing comparatively low gas prices, and a decrease in Eastern Florida State College ridership. Most other Florida transit systems continued to report declines in fixed route ridership in 2017. Total boardings per hour of 21.36 are still higher than found in West Palm Beach and St. Petersburg. Holiday service is now provided on Martin Luther King Day, Memorial Day, Labor Day and Veterans Day, leaving only 4 days per year without service. All fixed routes now operate on Saturdays.

Work on bus stops continues, shelters were added to stops in Titusville and at some other locations. FDOT has built accessible stops along long stretches of A1A and US #1 from Cocoa to Titusville. Space Coast Area Transit is currently working with the Space Coast TPO on a Bus Stop Assessment cataloging accessibility and amenities at each of the over 1,000 bus stops in the County.

Over 60% of visitors to the website now access the site through mobile devices. The website has been updated to be more tailored to mobile devices and focuses on providing user specific routing information. We are continuing to rebrand the new website address, 321Transit.com, especially on our vehicles, to emphasize the mobile feel and to eliminate the acronym SCAT.

While Space Coast Area Transit is able to leverage one dollar in local funding into \$10.66 in federal and state funds, having to rely on such a high amount of outside funding leaves the system vulnerable to funding changes beyond the county's control. In FY 2015, the latest data available, Space Coast Area Transit local funding was 18 out of 31 total transit systems in Florida.

## **TRANSIT SERVICES DEPARTMENT SUMMARY**

Now that the property at 1125 West King Street in Cocoa has reverted back to the county, Space Coast Area Transit will begin the process to demolish the existing buildings, one of which is uninhabitable, to utilize parking for employees. When this is accomplished, up to one half of existing parking of the terminal in Cocoa will be redesigned and reconstructed into a transfer center, Varr Ave., bus pull out, and passenger waiting area for four fixed routes in Cocoa. Once finished, the Cocoa Transit Center will be the first transfer point operated on county owned property.

### *Service Level Impacts:*

- Continue evening and weekend services for the Transportation Disadvantaged
- Continue fixed route service on Martin Luther King Day, Memorial Day, Labor Day and Veterans Day

### **TRANSIT CAPITAL**

- Purchase equipment to support the Transit Programs
- New bus purchases in accordance with our Transit Asset Management Plan and replacement schedule

### *Accomplishments:*

- Purchased 30 new 2018 Ford Transit vans to update and modernize the vanpool program to increase reliability and attract new riders
- Completed bus shelter construction in Titusville

### *Initiatives:*

- Purchase of 4 new 30' transit buses, delivery in late May, 2018
- Installation of new alarm system at Cocoa Terminal
- Formulate new Transit Asset Management Plan to comply with new FTA requirement
- Facilities projects:
  - Melbourne bus maintenance shop new bus lift, and electrical, floor, and paint
  - Cocoa admin building security, cubicles, carpet, interior painting, and exterior painting
  - Melbourne admin offices
- Begin the procurement and installation of Intelligent Transportation System software and hardware
- Continue to upgrade and modernize the vanpool fleet with contractor, Enterprise
- Purchase new buses to modernize the bus fleet
- Bus stop improvements in Viera, Cocoa Beach, Rockledge, Palm Bay, and Cape Canaveral
- Implement the design and construction of transfer station at the Cocoa Terminal

### *Trends and Issues:*

Improvement on bus stops will continue. FDOT continues to construct bus stop pads on state roadways in conjunction with road projects. Procurement of new Intelligent Transportation Systems.

### *Service Level Impacts:*

- Construction of transfer point in Cocoa will improve on time performance of Routes 1, 4, 6 and 8

# TRANSIT SERVICES DEPARTMENT: SUMMARY

## DEPARTMENT REVENUES AND EXPENDITURES

	Actual FY2016-2017	Final Budget FY2017-2018	Adopted Budget FY2018-2019	Difference	% (Inc)/Dec
<b>REVENUES:</b>					
Taxes	\$10	\$0	\$0	\$0	0.00%
Permits, Fees & Spec. Assess.	\$0	\$0	\$0	\$0	0.00%
Intergovernmental	\$9,496,951	\$22,541,488	\$18,261,803	(\$4,279,685)	(18.99%)
Charges for Services	\$1,908,391	\$1,948,000	\$1,882,000	(\$66,000)	(3.39%)
Fines and Forfeits	\$0	\$0	\$0	\$0	0.00%
Miscellaneous	\$151,570	\$48,594	\$20,000	(\$28,594)	(58.84%)
Statutory Reduction	\$0	(\$1,229,742)	(\$1,008,193)	\$221,549	(18.02%)
<i>Operating Revenues</i>	\$11,556,922	\$23,308,340	\$19,155,610	(\$4,152,730)	(17.82%)
Balance Forward	\$48,867	\$65,172	\$43,218	(\$21,954)	(33.69%)
Transfers - General Revenue	\$1,859,453	\$1,859,453	\$1,938,280	\$78,827	4.24%
Transfers - Other	\$0	\$0	\$0	\$0	0.00%
Other Finance Source	\$0	\$0	\$0	\$0	0.00%
<i>Non-Operating Revenues</i>	\$1,908,320	\$1,924,625	\$1,981,498	\$56,873	2.96%
<b>TOTAL REVENUES</b>	\$13,465,242	\$25,232,965	\$21,137,108	(\$4,095,857)	(16.23%)
<b>EXPENDITURES:</b>					
Compensation and Benefits	\$6,497,462	\$6,886,610	\$7,441,607	\$554,997	8.06%
Operating Expenses	\$5,996,443	\$8,797,542	\$7,515,407	(\$1,282,135)	(14.57%)
Capital Outlay	\$203,825	\$7,735,001	\$4,579,643	(\$3,155,358)	(40.79%)
Grants and Aid	\$0	\$0	\$0	\$0	0.00%
<i>Operating Expenditures</i>	\$12,697,730	\$23,419,153	\$19,536,657	(\$3,882,496)	(16.58%)
CIP	\$652,597	\$1,813,812	\$1,600,451	(\$213,361)	(11.76%)
Debt Service	\$0	\$0	\$0	\$0	0.00%
Reserves-Operating	\$0	\$0	\$0	\$0	0.00%
Reserves - Capital	\$0	\$0	\$0	\$0	0.00%
Reserves - Restricted	\$0	\$0	\$0	\$0	0.00%
Transfers	\$0	\$0	\$0	\$0	0.00%
<i>Non-Operating Expenditures</i>	\$652,597	\$1,813,812	\$1,600,451	(\$213,361)	(11.76%)
<b>TOTAL EXPENDITURES</b>	\$13,350,327	\$25,232,965	\$21,137,108	(\$4,095,857)	(16.23%)
<b>PERSONNEL:</b>					
Full-time positions	124.00	128.00	128.00	0.00	0.00%
Part-time Positions	16.00	16.00	16.00	0.00	0.00%
Full-time Equivalent	135.25	139.25	139.25	0.00	0.00%
Temporary FTE	0.00	0.00	0.00	0.00	0.00%
Seasonal FTE	0.00	0.00	0.00	0.00	0.00%

# BUS OPERATIONS: PROGRAM PROFILE

## PROGRAM REVENUES AND EXPENDITURES

	Actual FY2016-2017	Final Budget FY2017-2018	Adopted Budget FY2018-2019	Difference	% (Inc)/Dec
<b>REVENUES:</b>					
Taxes	\$10	\$0	\$0	\$0	0.00%
Permits, Fees & Spec. Assess.	\$0	\$0	\$0	\$0	0.00%
Intergovernmental	\$4,092,369	\$4,122,370	\$4,337,655	\$215,285	5.22%
Charges for Services	\$1,908,391	\$1,948,000	\$1,882,000	(\$66,000)	(3.39%)
Fines and Forfeits	\$0	\$0	\$0	\$0	0.00%
Miscellaneous	\$52	\$48,594	\$20,000	(\$28,594)	(58.84%)
Statutory Reduction	\$0	(\$305,657)	(\$311,986)	(\$6,329)	2.07%
<i>Operating Revenues</i>	\$6,000,822	\$5,813,307	\$5,927,669	\$114,362	1.97%
Balance Forward	\$0	\$0	\$0	\$0	0.00%
Transfers - General Revenue	\$1,859,453	\$1,859,453	\$1,938,280	\$78,827	4.24%
Transfers - Other	\$730,000	\$2,270,529	\$1,771,496	(\$499,033)	(21.98%)
Other Finance Source	\$0	\$0	\$0	\$0	0.00%
<i>Non-Operating Revenues</i>	\$2,589,453	\$4,129,982	\$3,709,776	(\$420,206)	(10.17%)
<b>TOTAL REVENUES</b>	\$8,590,275	\$9,943,289	\$9,637,445	(\$305,844)	(3.08%)
<b>EXPENDITURES</b>					
Compensation and Benefits	\$6,414,400	\$6,837,774	\$7,332,744	\$494,970	7.24%
Operating Expenses	\$2,076,396	\$2,989,097	\$2,304,701	(\$684,396)	(22.90%)
Capital Outlay	\$860	\$0	\$0	\$0	0.00%
Grants and Aid	\$0	\$0	\$0	\$0	0.00%
<i>Operating Expenditures</i>	\$8,491,656	\$9,826,871	\$9,637,445	(\$189,426)	(1.93%)
CIP	\$48,872	\$116,418	\$0	(\$116,418)	(100.00%)
Debt Service	\$0	\$0	\$0	\$0	0.00%
Reserves-Operating	\$0	\$0	\$0	\$0	0.00%
Reserves - Capital	\$0	\$0	\$0	\$0	0.00%
Reserves - Restricted	\$0	\$0	\$0	\$0	0.00%
Transfers	\$0	\$0	\$0	\$0	0.00%
<i>Non-Operating Expenditures</i>	\$48,872	\$116,418	\$0	(\$116,418)	(100.00%)
<b>TOTAL EXPENDITURES</b>	\$8,540,528	\$9,943,289	\$9,637,445	(\$305,844)	(3.08%)
<b>PERSONNEL:</b>					
Full-time positions	124.00	128.00	128.00	0.00	0.00%
Part-time Positions	16.00	16.00	16.00	0.00	0.00%
Full-time Equivalent	135.25	139.25	139.25	0.00	0.00%
Temporary FTE	0.00	0.00	0.00	0.00	0.00%
Seasonal FTE	0.00	0.00	0.00	0.00	0.00%

# **BUS OPERATIONS: BUDGET VARIANCES**

<b>REVENUES</b>	<b>VARIANCE</b>	<b>% VARIANCE</b>	<b>EXPLANATION</b>
Taxes	\$0	0.00%	
Permits, Fees & Spec. Assess.	\$0	0.00%	
Intergovernmental	\$215,285	5.22%	Funding from State grants increased due to the new Palm Bay-Minton road grant, offset by the loss of a grant in FY 2017-2018 to build bus shelters in the City of Titusville
Charges for Services	(\$66,000)	(3.39%)	Associated with falling gas prices which has decreased ridership more than 5%, which results in a decrease in fare box revenue
Fines and Forfeits	\$0	0.00%	
Miscellaneous	(\$28,594)	(58.84%)	Reflective of the large amount of vehicles which were sold in FY 2017-2018, sales are not expected to generate as much revenue in FY 2018-2019
Statutory Reduction	(\$6,329)	2.07%	Corresponds with changes in Operating Revenue
Balance Forward	\$0	0.00%	
Transfers - General Revenue	\$78,827	4.24%	Associated with the new corridor grant offering services west of Minton Road, Heritage High School and Goodwill Industries which began in FY 2017-2018; a General Fund match was approved for two years
Transfers - Other	(\$499,033)	(21.98%)	Associated with the amount of FTA transfers for operating assistance which varies upon what happens during the fiscal year; prior fiscal year required increased assistance associated with hurricane induced expenses
Other Finance Source	\$0	0.00%	

# **BUS OPERATIONS: BUDGET VARIANCES**

<b>EXPENDITURES</b>	<b>VARIANCE</b>	<b>% VARIANCE</b>	<b>EXPLANATION</b>
<b>Compensation and Benefits</b>	<b>\$494,970</b>	<b>7.24%</b>	Attributed to the Cost of Living Increase and FRS rate increases as well as an additional route required more drivers and hours
<b>Operating Expenses</b>	<b>(\$684,396)</b>	<b>(22.90%)</b>	
<b>Capital Outlay</b>	<b>\$0</b>	<b>0.00%</b>	Associated with alternative funding from the FTA and hurricanes that occurred in FY 2017-2018
<b>Grants and Aid</b>	<b>\$0</b>	<b>0.00%</b>	
<b>CIP</b>	<b>(\$116,418)</b>	<b>(100.00%)</b>	Associated with the Titusville Bus Shelter project that was completed in FY 2017-2018
<b>Debt Service</b>	<b>\$0</b>	<b>0.00%</b>	
<b>Reserves-Operating</b>	<b>\$0</b>	<b>0.00%</b>	
<b>Reserves - Capital</b>	<b>\$0</b>	<b>0.00%</b>	
<b>Reserves - Restricted</b>	<b>\$0</b>	<b>0.00%</b>	
<b>Transfers</b>	<b>\$0</b>	<b>0.00%</b>	

**BUS OPERATIONS  
PERFORMANCE MEASURES**

OBJECTIVE	MEASURE	ACTUAL FY 2016-2017	ESTIMATED FY 2017-2018	PROJECTED FY 2018-2019
Plan and maintain infrastructure and improve the transportation network	Trips provided (fixed route)	2,125,594	2,019,314	1,918,349
	Trips provided (paratransit)	129,305	130,000	130,000
Provide for Health and Social needs of the Community	Reduced Fare to Elderly, disabled Veterans and Students	409,841	400,000	400,000
Deliver Excellent Customer Service	Complaints per 10,000 boardings	27	25	25
Effective and Efficient Operations	Revenue Miles between service interruptions (Fixed Routes)	41,998	45,000	45,000
	Revenue Miles between service interruptions (Paratransit)	31,517	34,000	34,000
	Cost per Trip (Fixed Route)	\$3.32	\$3.49	\$3.68
	Cost per Trip (Paratransit)	\$38.26	\$38.05	\$38.05
Effective Volunteer Program	Volunteer Hours Donated	5,156	5,000	5,000
Enhance the Employee Innovation Program	Training Hours Attended	5,577	5,500	5,500
Meet Financial & Budget Requirements	Fuel Cost	\$1,136,747	\$1,256,523	\$1,400,000
	Farebox Recovery	\$1,245,205	\$1,150,000	\$1,050,000
	Pass Book Fares	\$261,306	\$265,000	\$265,000



# TRANSIT CAPITAL: PROGRAM PROFILE

## PROGRAM REVENUES AND EXPENDITURES

	Actual FY2016-2017	Final Budget FY2017-2018	Adopted Budget FY2018-2019	Difference	% (Inc)/Dec
<b>REVENUES:</b>					
Taxes	\$0	\$0	\$0	\$0	0.00%
Permits, Fees & Spec. Assess.	\$0	\$0	\$0	\$0	0.00%
Intergovernmental	\$5,404,583	\$18,419,118	\$13,924,148	(\$4,494,970)	(24.40%)
Charges for Services	\$0	\$0	\$0	\$0	0.00%
Fines and Forfeits	\$0	\$0	\$0	\$0	0.00%
Miscellaneous	\$151,518	\$0	\$0	\$0	0.00%
Statutory Reduction	\$0	(\$924,085)	(\$696,207)	\$227,878	(24.66%)
<i>Operating Revenues</i>	\$5,556,101	\$17,495,033	\$13,227,941	(\$4,267,092)	(24.39%)
Balance Forward	\$48,867	\$65,172	\$43,218	(\$21,954)	(33.69%)
Transfers - General Revenue	\$0	\$0	\$0	\$0	0.00%
Transfers - Other	(\$730,000)	(\$2,270,529)	(\$1,771,496)	\$499,033	(21.98%)
Other Finance Source	\$0	\$0	\$0	\$0	0.00%
<i>Non-Operating Revenues</i>	(\$681,133)	(\$2,205,357)	(\$1,728,278)	\$477,079	(21.63%)
<b>TOTAL REVENUES</b>	\$4,874,968	\$15,289,676	\$11,499,663	(\$3,790,013)	(24.79%)
<b>EXPENDITURES</b>					
Compensation and Benefits	\$83,062	\$48,836	\$108,863	\$60,027	122.92%
Operating Expenses	\$3,920,047	\$5,808,445	\$5,210,706	(\$597,739)	(10.29%)
Capital Outlay	\$202,965	\$7,735,001	\$4,579,643	(\$3,155,358)	(40.79%)
Grants and Aid	\$0	\$0	\$0	\$0	0.00%
<i>Operating Expenditures</i>	\$4,206,073	\$13,592,282	\$9,899,212	(\$3,693,070)	(27.17%)
CIP	\$603,725	\$1,697,394	\$1,600,451	(\$96,943)	(5.71%)
Debt Service	\$0	\$0	\$0	\$0	0.00%
Reserves-Operating	\$0	\$0	\$0	\$0	0.00%
Reserves - Capital	\$0	\$0	\$0	\$0	0.00%
Reserves - Restricted	\$0	\$0	\$0	\$0	0.00%
Transfers	\$0	\$0	\$0	\$0	0.00%
<i>Non-Operating Expenditures</i>	\$603,725	\$1,697,394	\$1,600,451	(\$96,943)	(5.71%)
<b>TOTAL EXPENDITURES</b>	\$4,809,799	\$15,289,676	\$11,499,663	(\$3,790,013)	(24.79%)
<b>PERSONNEL:</b>					
Full-time positions	0.00	0.00	0.00	0.00	0.00%
Part-time Positions	0.00	0.00	0.00	0.00	0.00%
Full-time Equivalent	0.00	0.00	0.00	0.00	0.00%
Temporary FTE	0.00	0.00	0.00	0.00	0.00%
Seasonal FTE	0.00	0.00	0.00	0.00	0.00%

# TRANSIT CAPITAL: BUDGET VARIANCES

REVENUES	VARIANCE	% VARIANCE	EXPLANATION
Taxes	\$0	0.00%	
Permits, Fees & Spec. Assess.	\$0	0.00%	
Intergovernmental	(\$4,494,970)	(24.40%)	Primarily associated with construction projects which required a larger grant request relative to previous years, as well as increased bus and van purchasing in FY 2017-2018
Charges for Services	\$0	0.00%	
Fines and Forfeits	\$0	0.00%	
Miscellaneous	\$0	0.00%	
Statutory Reduction	\$227,878	(24.66%)	Corresponds with changes in Operating Revenue
Balance Forward	(\$21,954)	(33.69%)	Attributed to the sale of Federal Transit Administration (FTA) funded vehicles; this figure fluctuates with the amount of vehicles sold, the selling price of each vehicle and the FTA's decision on what the department is allowed to retain
Transfers - General Revenue	\$0	0.00%	
Transfers - Other	\$499,033	(21.98%)	The amount of FTA operating assistance varies upon what happens during the fiscal year and the need for assistance, previous fiscal years had hurricane activity causing a need for additional assistance to offset storm-induced expenses
Other Finance Source	\$0	0.00%	

# TRANSIT CAPITAL: BUDGET VARIANCES

EXPENDITURES	VARIANCE	% VARIANCE	EXPLANATION
Compensation and Benefits	\$60,027	122.92%	Attributable to aligning personnel costs associated with Transit capital projects to Increase FTA expenditure billing
Operating Expenses	(\$597,739)	(10.29%)	Attributed to large projects completed during FY 2017-2018, these projects vary every year as does the amount requested from the FTA for annual grant funding
Capital Outlay	(\$3,155,358)	(40.79%)	Attributed to the decrease in vehicle orders; 4 busses and 6 trucks/vans were ordered and received in FY 2017-2018
Grants and Aid	\$0	0.00%	
CIP	(\$96,943)	(5.71%)	Attributed to the completion of projects that were funded last year, current projects are not as costly
Debt Service	\$0	0.00%	
Reserves-Operating	\$0	0.00%	
Reserves - Capital	\$0	0.00%	
Reserves - Restricted	\$0	0.00%	
Transfers	\$0	0.00%	

**TRANSIT SERVICES DEPARTMENT  
TRAVEL A & B SUMMARY**

DESCRIPTION	POSITION	DESTINATION	FUNDING SOURCE	TOTAL COST
<b>BUS OPERATIONS PROGRAM</b>				
FPTA Annual Meeting	Staff	Daytona Beach	Charges for Services	\$1,500
State Bus Roadeo	Staff	TBD	Charges for Services	\$500
State Paratransit Roadeo	Staff	TBD	Charges for Services	\$500
FPTA Quarterly Meetings	Staff	TBD	Charges for Services	\$1,650
<b>TOTAL FOR PROGRAM:</b>				<b>\$4,150</b>
<b>TRANSIT CAPITAL PROGRAM</b>				
FTA Region IV Meeting	Director, Finance Officer	Atlanta	Federal Grants	\$1,500
FTA Training for Finance Officer position	Finance Officer	TBD	Federal Grants	\$7,000
National Safety Inst-CUTR (multiple trips)	Leads	TBD	Federal Grants	\$7,369
Motor Vehicle Tester Training	Safety Officer	TBD	Federal Grants	\$2,100
<b>TOTAL FOR PROGRAM:</b>				<b>\$17,969</b>
<b>TOTAL FOR DEPARTMENT:</b>				<b>\$22,119</b>

**TRANSIT SERVICES DEPARTMENT  
CAPITAL OUTLAY SUMMARY<sup>1</sup>**

DESCRIPTION	QUANTITY	UNIT COST	FUNDING SOURCE	TOTAL COST
<b>TRANSIT SERVICES</b>				
Replacement Vans	2	\$47,785	FTA-Grant	\$99,570
Bus Cameras HD 12 channel systems	3	\$10,311	FTA-Grant	\$30,934
Security Equipment	1	\$15,000	FTA-Grant	\$15,000
XG25M Mobile Radio's	12	\$4,338	FTA-Grant	\$52,061
28ft Freightliners	9	\$125,000	FTA-Grant	\$1,125,000
35 ft Gilligs	2	\$450,000	FTA-Grant	\$900,000
Intelligent Transportation System	1	\$1,200,000	FTA-Grant	\$1,200,000
Bus Cameras HD 12 channel systems	3	\$10,000	FTA-Grant	\$30,000
Computers/Tablets	8	\$2,500	FTA-Grant	\$20,000
28ft Freightliners	2	\$127,476	FTA-Grant	\$254,591
35ft Gilligs	1	\$572,487	FTA-Grant	\$572,487
Fareboxes	2	\$10,000	FTA-Grant	\$20,000
Bus Cameras HD 12 channel systems	24	\$10,833	FTA-Grant	\$260,000
<b>TOTAL FUNDED FOR DEPARTMENT:</b>				<b>\$4,579,643</b>

1) Equipment with a value in excess of \$1,000 (computers \$750). Approved items may be purchased using existing Public Sector Purchasing Cooperative contracts awarded through full and open competition when in the best interest of the County.

**TRANSIT SERVICES DEPARTMENT  
CAPITAL IMPROVEMENTS PROGRAM**

DESCRIPTION	FUNDING SOURCE	TOTAL COST
<b>TRANSIT CAPITAL:</b>		
Bus Shelters	FTA-Grant	\$771,508
Security Construction or Equipment (mandated by FTA)	FTA-Grant	\$146,507
Melbourne Terminal Bus Lift	FTA-Grant	\$289,422
Cocoa Terminal Demo of Vet Building, replace with parking lot	FTA-Grant	\$143,014
Facility Maintenance and Repairs-Cocoa Terminal	FTA-Grant	\$125,000
Facility Maintenance and Repairs-Melbourne Terminal	FTA-Grant	\$125,000
<b>TOTAL FUNDED FOR PROGRAM:</b>		<b>\$1,600,451</b>

Form B-2: Operations Phase- Estimate of Project Costs by Budget Category

Budget Categories Operations (Transit Only)*		Local	Federal	Total
Salaries	N/A			
Fringe Benefits				
Contractual Services				
Travel				
Other Direct Costs				
a.				
b.				
c.				
d.				
e.				
f.				
g.				
h.				
i.				
j.				
k.				
l.				
m.				
Indirect Costs				
Projected REVENUE (subtraction)				
TOTAL				

Budget category amounts are estimates. While the contract is active, amounts can be shifted between items without amendment (because they are all within the Operations Phase), but the revised budget must be submitted to the District to be approved and updated in the Florida Accountability Contract Tracking System (FACTS).

## Form B-3: Capital Request Form

To identify vehicle type and estimate cost visit <http://tripsflorida.org/>

All vehicle requests must be supported with a completed sample order form in order to generate a more accurate estimating of the vehicle cost. The order form can be obtained from <http://www.tripsflorida.org/contracts.html>

1. Select Desired Vehicle (Cutaway, Minibus etc.)
2. Choose Vendor (use drop down arrow next to vendor name to see information)
3. Select Order Packet
4. Complete Exhibit A (Order Form)

The Florida Department of Management Services Contract can be found at [Florida Department of Management DMS](#)

### Vehicle Request

Replacement (R) or Expansion (E)	Fuel Type	Useful Life (See Application Instructions)	Description/ Vehicle Type	Quantity	Estimated Cost (from Order Form)
Replacement (R)	Diesel	5 years and 200,000 miles	Freightliner Turtle Top Odyssey XL 19,500 30'	2	\$354,722
Replacement (R)	Gas	5 years and 200,000 miles	Ford E-450 Turtle Top Odyssey 14,500 23'	1	\$102,055
Expansion (E)	Gas	5 years and 200,000 miles	Ford E-450 Turtle Top Odyssey 14,500 23'	2	\$204,110
Subtotal					\$660,887

\*Under Description/Vehicle Type, include the length and type vehicle, lift or ramp, number of seats and wheelchair positions. For example, 22' gasoline bus with lift, 12 ambulatory seats, and 2 wheelchair positions. Any bus options that are part of purchasing the bus itself should be part of the vehicle request and NOT separated out under equipment.



If the capital request includes replacement vehicles, please list the vehicles in your current fleet that you are intending to replace with the vehicle from your vehicle request. Please list by order of priority.

YEAR	TYPE	MAKE	MILES	VIN	FDOT Control #
2013	Champion	International	166,569	5WEXWSKKXDH418836	N/A
2013	Champion	International	153,601	5WEXWSKKODH418828	N/A
2011	Glaval	Chevrolet	200,090	1GB9G5AL7A1184281	N/A

If item requested is after-market, it is recommended to gather and retain at least two estimates for the equipment requested. Purchases must be approved at the local level and follow the [Procurement Guidelines](#).

<b>Description*</b>	<b>Useful Life</b> <i>(See Application Instructions)</i>	<b>Quantity</b>	<b>Estimated Cost</b>
		<b>Subtotal</b>	<b>\$</b>

\* List the number of items and provide a brief description (i.e. two-way or stereo radio, computer hardware/software, etc.)

\$660,887	+	\$0	=	\$660,887
Vehicle Subtotal	Plus	Equipment Subtotal	Equals	Total Cost

\$660,887	*	0.8	=	\$528,710
Total Cost	Multiplied by	80%	Equals	Federal Request Form 424, Block 18 (a)

**Florida Department of Transportation**  
**Office of Freight, Logistics and Passenger Operations**

Order Packet

**ORDER FORM – PAGE ONE**  
**CONTRACT #TRIPS-17-CA-ABG**

**TURTLE TOP CUTAWAY TRANSIT VEHICLES-ALLIANCE BUS GROUP**

**AGENCY NAME:** Space Coast Area Transit

**DATE:** 04/01/2019

**PURCHASE ORDER NUMBER:** \_\_\_\_\_

**CONTACT PERSON:** Lance Parker 321-635-7815 Lance.Parker@BrevardFL.gov  
 (Name, Telephone Number and Email Address)

March 7, 2019

Item				Unit Cost	Quantity	Total Cost
<b>Base Vehicle Type</b>						
Ford E350 6.8L Gas	Van Terra XL	11,500	22'	\$70,564		
Ford E350 6.8L Gas	Odyssey	11,500	22'	\$70,564		
Chevy G3500 6.0L Gas	Van Terra XL	12,300	22'	\$68,986	NO LONGER AVAILABLE AS OF 2-13-2018	
	23' Option	add		\$700		
Chevy G3500 6.0L Gas	Odyssey	12,300	22'	\$70,399		
Ford E350 6.8L Gas	Van Terra XLT	12,500	23'	\$71,831		
Chevy G4500 6.0L Gas	Odyssey	14,200	23'	\$72,932		
	24' Option	add		\$2,450		
Ford E450 6.8L Gas	Odyssey	14,500	23'	\$72,939	3	\$218,817
	24' Option	add		\$2,450	3	\$7,350
Freightliner S2C 6.7L D	Odyssey XL	19,500	28'	\$127,217		
	30' Option	add		\$2,000		
Freightliner S2C 6.7L D	Odyssey XL	26,000	37'	\$134,192		
<b>Vinyl Stripe Choices</b>						
Scheme #1	16,500 and up = (\$800); All others = (\$300)			See Item		
Scheme #2	16,500 and up = (\$565); All others = (\$500)			See Item		
Scheme #3	16,500 and up = (\$500); All others = (\$400)			See Item		
Custom Paint				\$4075	3	\$12,225
<b>Base Seating</b>						
Standard Seat (per person)				\$295		
Foldaway (per person)				\$345	42	\$14,490
Children's Seat (per person)				\$385		
<b>Securement Systems</b>						
Q'Straint QRTMAX securement (per position)				\$575	12	\$6,900
Sure-Lok Titan securement (per position)				\$591		
WC-18 Compliant Occupant Restraint-Q-Straint QRT360				\$750		
Seat belt extensions				\$26		
Freedman TDSS tie-down system				\$110	12	\$1,320
<b>PAGE ONE SUB-TOTAL</b>				----	----	\$261,102

TRIPS-17-CA-ABG

9

March 2017

**Florida Department of Transportation**  
**Office of Freight, Logistics and Passenger Operations**

**Order Packet**

**ORDER FORM – PAGE TWO**  
**CONTRACT #TRIPS-17-CA-ABG**

March 7, 2019

Item	Unit Cost	Quantity	Total Cost
<b>Side Wheelchair Lift Choices (ILO Standard Lift Add~)</b>			
Braun Model NCL919IB-2 (or latest)	Standard		
Braun Millennium Lift	N/A		
Braun Model NCL954IB3454-2 1000 lb Lift	Add \$376	3	\$1,128
Ricon Model S5510 (or latest)	Add \$200		
Ricon Model S Titanium 1000 lb Lift	Add \$610		
<b>Rear Wheelchair Lift Choices (ILO Standard Lift Add~)</b>			
Ricon Klear-View lift (prior approval from FDOT required)	Add \$243		
Braun model NVL917IB lift (prior approval from FDOT required)	Add \$138		
<b>Optional Engines</b>			
Diesel engine meeting current EPA requirements			
Diesel Option	N/A		
Gas 6.2L	N/C		
<b>Alternative Fuel Systems</b>			
Compressed Natural Gas (CNG) or Liquid Petroleum Gas (LPG) Engine meeting current EPA requirements: pricing for Alternate Fuel Vehicles include upcharge for delivery and Methane detection system (CNG only).			
Compressed Natural Gas (CNG) Size: 26 GGE Make: Landi Renzo Installer: A1 Alternatives	\$22,450		
Compressed Natural Gas (CNG) Size: 29 GGE Make: Landi Renzo Installer: A1 Alternatives	\$23,919		
Compressed Natural Gas (CNG) Size: 38 GGE Make: Landi Renzo Installer: A1 Alternatives	\$27,359		
Compressed Natural Gas (CNG) Size: 47 GGE Make: Landi Renzo Installer: A1 Alternatives	\$27,789		
Liquid Petroleum Gas (LPG) – Size: 41 GGE Make: Roush Installer: A1 Alternatives	\$17,950		
Liquid Petroleum Gas (LPG) – Size: 64 GGE Make: Roush Installer: A1 Alternatives	\$19,985		
Methane Detection System	\$1,550		
Starter Interrupt "Interlock Switch"	\$250		
Engine Prep: Gaseous fuel deliver	\$312		
Aluminum wheels: Freightliner = (\$2,450); 19,500 = (\$2,200); All Others = (\$1,200)	See Item	3	\$3,600
Stainless steel wheel liners / inserts, front and rear wheels: Freightliner = (\$400); All Others = (\$300)	See Item		
<b>Seating</b>			
Dimensions vinyl line of coated transit bus seating fabric with antimicrobial Nanocide (per seat)	Standard		
Upgrade interior side wall panels with Nanocide	\$1,174		
USSC Evolution G2E with pedestal	\$1,595	3	\$4,785
Freedman Sport Driver's seat with Relaxor, Sport Shield	\$1,450		
Recaro Ergo LXS Driver's seat	\$1,118		
<b>PAGE TWO SUB-TOTAL</b>	----	----	\$9,513

TRIPS-17-CA-ABG

- 10 -

March 2017

**Florida Department of Transportation**  
**Office of Freight, Logistics and Passenger Operations**

*Order Packet*

**ORDER FORM – PAGE THREE**  
**CONTRACT #TRIPS-17-CA-ABG**

March 7, 2019

Item	Unit Cost	Quantity	Total Cost
<b>Fire Suppression</b>			
Fog Maker Fire Detection and Suppression System	Standard	3	Standard
Kidde Automatic Fire Detection and Suppression System	Add \$400		
DAFO Fire Suppression System	Add \$1,695		
<b>Route/Head Signs</b>			
Transign manually operated roller curtain type sign	\$3,500		
TwinVision "Elyse" (software needed) electronic destination system (FR/SD/RE)	\$6,250		
TwinVision "Mobi-Lite" electronic destination sign (FR/SD)	\$3,800		
Transign "Vista Star" electronic destination sign (FR/SD)	\$3,800		
Twin Vision Mobilite Front sign only	\$3,400		
Transign LLC 2-digit Block / Run Number box unit	\$395		
Transign LLC 3-digit Block / Run Number box unit	\$425		
Transign LLC passenger "STOP REQUESTED" sign	\$350		
Stop Request system	\$1,300		
<b>Camera Systems</b>			
SEON 2 camera system = (\$1,580); 4 camera system = (\$2,090); 6 camera system = (\$4,062); 8 camera system = (\$4,652)	See Item		
REI 2 camera system = (\$1,821); 4 camera system = (\$2,020); 6 camera system = (\$3,138); 8 camera system = (\$3,445)	See Item		
Gatekeeper 2 camera system = (\$1,761); 4 camera system = (\$2,112); 6 camera system = (\$2,805); 8 camera system = (\$3,175)	See Item		
AngelTrax 2 camera system = (\$1,924); 4 camera system = (\$2,354); 6 camera system = (\$3,340); 8 camera system = (\$3,899)	See Item		
Apollo 2 camera system = (\$3,655); 4 camera system = (\$4,695); 6 camera system = (\$6,250); 8 camera system = (\$6,980)	\$9,030 HD See Item	3	\$27,090
Price for single replacement camera	\$400		
<b>Other Options Available</b>			
Altro Transflor slip resistant vinyl flooring: 16,500 and up = (\$450); All	See Item		
Gerflor Tarabus slip resistant vinyl flooring: 16,500 and up = (\$525); All others = (\$420)	See Item		
Driver Safety Partition	\$215	3	\$645
Kelderman 2-stage rear air suspension	\$2,600		
Bentec Powder-Coated handrails and stanchions (provide standard colors)	\$300		
Exterior remote controlled mirrors	\$400	3	\$1,200
Romeo Rim HELP bumper (rear only)	\$645	3	\$1,935
HawKEye Reverse Assistance System (with rear HELP bumper); 11,500 = (\$680); All Others = (\$1,102)	See Item		
Reverse camera and monitor backing system: Manufacturer: Rear View Safety	\$450	3	\$1,350
Air purification system	\$3,200		
"Mentor Ranger" in-vehicle computer	\$4,985		
<b>PAGE THREE SUB-TOTAL</b>	----	----	\$32,220

**Florida Department of Transportation**  
**Office of Freight, Logistics and Passenger Operations**

*Order Packet*

**ORDER FORM – PAGE FOUR**  
**CONTRACT #TRIPS-17-CA-ABG**

March 7, 2019

Item	Unit Cost	Quantity	Total Cost
<b>Other Options Available (Continued)</b>			
REI Public Address System ~ stand alone system	\$500		
Upgrade the standard vehicle AM/FM Radio: REI Radio with PA system	\$380		
Child "Checkmate" system	\$395		
Pull cord "Stop Request System" with chime and sign	\$1,300		
Kubota key switch, exterior, for passenger entrance door	\$125		
Angled right hand entry assist bar	\$85	3	\$255
Driver's running board	\$125	3	\$375
Upgrade standard black flooring to gray, blue, or tan: Van Terra, Terra Transit = (\$300); Odyssey XL = (\$500)	See Item		
Intermotive "Pre-Trip Inspection" module	\$350		
110 V outlet Pkg: 1500 W inverter / single 110 V outlet at each seat: 14,500 and less = (\$3,455); 19,500 and 26,000 = (110 V outlet	See Item		
Audio/Visual Pkg: AM/FM/CD/DVD/ with 24" TV: 14,500 and less = (\$1,750); 19,500 and 26,000 = (32" TV ~ \$2,695)	See Item		
Overhead Wave luggage racks w/Omega lighting, w/extra dome light: 14,500 and less = (\$2,430); 19,500 and 26,000 = (Swan select racks with Aisle lighting \$4,975)	See Item		
Reading lights for racks, LED double per passenger location: 19,500 and Freightliner = (\$90); All others = (\$85)	See Item		
Additional 10.2" Wedge Monitor 19,500 and 26,000	\$875		
8 speaker package with amplifier 19,500 and 26,000	\$485		
Armrests-Aisle or Wall side-each 19,500 and 26,000	\$30		
Avail MDT – Includes Para Transit Kit #FC-2012 – Driver Interface, Communications, Interface Expansion Box (IEB), Emergency Alarm, and Navigational Assistance Unit	\$14,732		
2-Position Sportworks bike rack (black)	\$2,000		
2-Position Sportworks bike rack (stainless)	\$2,100		
Power Pedestal for Dr. Seat	\$500	3	\$1,500
Diamond model D farebox	\$1,371		
Advertising racks (interior)	\$400	3	\$1,200
LYTX Drive Cam	\$1,155		
Rosco Dual Vision	\$1,120		
<b>Air Conditioning</b>			
<b>ILO Base System-Add the following amounts ( )</b>			
ACC Roof Mount Condenser: ILO base for Van Terra 11,500, 12,300, 12,500 = (\$200); Fliner 19,500 = (\$905); Fliner 26,000 = (\$800)	See Item		
ACC Roof Mount Complete: ILO base for Odyssey 11,500, 12,300, 14,200, 14,500 = (\$2,955); Fliner 19,500 = (\$5,455); Fliner 26,000 = (\$3,930)	See Item		
ACC Roof Mount Complete: ILO base for Van Terra 11,500, 12,300, 12,500 = (\$2,610)	See Item		
<b>PAGE FOUR SUB-TOTAL</b>	----	---	\$3,330

**Florida Department of Transportation**  
**Office of Freight, Logistics and Passenger Operations**

*Order Packet*

**ORDER FORM – PAGE FIVE**  
**CONTRACT #TRIPS-17-CA-ABG**

March 7, 2019

Item	Unit Cost	Quantity	Total Cost
<b>Air Conditioning (Continued)</b>			
<b>ILO Base System-Add the following amounts ( )</b>			
TK Skirt Mount: ILO base for Ford E350 11,500, 12,500, and Chevy G3500 12,300 = (\$3,435); Condenser TA-600 w/ TM-21; Freightliner 19,500 = (\$9,880), 26,000 = (\$10,790)	See Item		
TK Roof Mount Condenser : ILO base for Ford E350 11,500, 12,500, and Chevy G3500 12,300 = (\$3,875); Condenser TA-600 w/ TM-21; Freightliner 19,500 = (\$9,245), 26,00 = (\$13,164)	See Item		
TK Roof Mount Complete : ILO base for Ford E350 11,500, 12,500, and Chevy G3500 12,300 = (\$4,100); Condenser SLR-65 w/ TM-21; Freightliner 19,500 = (\$7,335), 26,00 = (\$11,254)	See Item		
TK Skirt Mount: ILO base for Ford E450 14,500 = (\$7,480); Chevy G4500 14,200 = (\$6,982); Condenser TA-800 w/ TM-31	See Item		
TK Roof Mount Condenser : ILO base for Ford E450 14,500 = (\$8,030); Chevy G4500 14,200 = (\$7,544); Condenser TA-800 w/ TM-31	See Item		
TK Roof Mount Complete : ILO base for Ford E450 14,500 = (\$7,230); Chevy G4500 14,200 = (\$6,729); SLR-75 w/ TM-31	See Item		
TK Skirt Mount: ILO base for Freightliner S2C 19,500, 26,000 = (\$7,780); Condenser Dual SA-800 w/ TM-21	See Item		
TK Roof Mount Condenser: ILO base for Freightliner S2C 19,500, 26,000 = (\$8,790); Condenser Dual SA-800 w/ TM-21	See Item		
TK Roof Mount Complete: ILO base for Freightliner S2C 19,500, 26,000 = (\$6,880); Condenser Dual SLR-75 w/ TM-21	See Item		
<b>PAGE FIVE SUB-TOTAL</b>	---	----	0

**ORDER SUMMARY**

<b>PAGE FIVE SUB-TOTAL</b> (sub-total of fifth page)	----	----	----
<b>PAGE FOUR SUB-TOTAL</b> (sub-total of fourth page)	----	----	\$3,330
<b>PAGE THREE SUB-TOTAL</b> (sub-total of third page)	----	----	\$32,220
<b>PAGE TWO SUB-TOTAL</b> (sub-total of second page)	----	----	\$9,513
<b>PAGE ONE SUB-TOTAL</b> (sub-total of first page)	----	----	\$261,102
<b>GRAND TOTAL</b> (sum of pages 1, 2, 3, 4, and 5 sub-totals)	----		\$306,165

## ANTICIPATED USAGE

### Service Type: (check all that apply)

\_\_\_\_\_ **Fixed Route:** Services provided on a repetitive, fixed schedule basis along a specific route with vehicles stopping to pick up and deliver passengers to specific locations; each fixed route trip serves the same origins and destinations

  X   **Paratransit:** Shared use transit service operating in response to calls from passengers or their agents to the transit operator, who schedules a vehicle to pick up the passengers to transport them to their destinations

\_\_\_\_\_ **Shuttle/Deviated Fixed Route:** Transit service that operates along a fixed alignment or path at generally fixed times, but may deviate from the route alignment to collect or drop off passengers who have requested the deviation

Estimated days in service per week   6  

### Operating Environment (check all that apply)

City Streets   X  

Highway   X  

Parking Lot/Airport Shuttle \_\_\_\_\_

Retirement Campus \_\_\_\_\_

Combination City/Highway   X  

College Campus \_\_\_\_\_

Other \_\_\_\_\_

### Operational Equipment (check all that apply)

#### Using Now

#### Will put on these buses

#### Will add in the future

Destination Signs-----	<input type="checkbox"/>	<input type="checkbox"/>	<input type="checkbox"/>
Fare Box-----	<input checked="" type="checkbox"/>	<input type="checkbox"/>	<input type="checkbox"/>
Routing equipment-----	<input type="checkbox"/>	<input type="checkbox"/>	<input checked="" type="checkbox"/>
Camera System-----	<input checked="" type="checkbox"/>	<input checked="" type="checkbox"/>	<input type="checkbox"/>
Passenger counter-----	<input type="checkbox"/>	<input type="checkbox"/>	<input type="checkbox"/>
Other <u>Two Way Radio</u>	<input checked="" type="checkbox"/>	<input type="checkbox"/>	<input checked="" type="checkbox"/>
Other _____	<input type="checkbox"/>	<input type="checkbox"/>	<input type="checkbox"/>

Florida Department of Transportation  
Office of Freight, Logistics and Passenger Operations

Order Packet

**CHOICES FORM**

**CONTRACT #TRIPS-17-CA-ABG**

**TURTLE TOP CUTAWAY TRANSIT VEHICLES**

**SEATING AND FLOORING CHOICES**

**Seating Colors:** (circle one) Blue Charcoal

**Flooring Colors:** (circle one) Blue Gray Beige Black

**Paint Scheme:** (circle one) #1 #2 #3 Other

**Paint Schemes Note:** If an agency requires a paint and lettering scheme that is NOT GENERALLY covered by one of those listed above, they may make separate arrangements either with the manufacturer or a local vendor to provide these services. Agencies will select colors (2) for background and stripes when orders are placed. All paint scheme pricing shall reflect white base coat.

***Upholstery Information-Vinyl Colors Available:***

**BLUE CMI VINYL** #119 Dimensions Nanocide Late Evening

**CHARCOAL CMI VINYL** #120 Dimensions Nanocide Charcoal

**WHEELCHAIR LIFT CHOICE**

**Wheelchair Lift:** (circle one) Braun Ricon

**SECUREMENT RETRACTOR CHOICE**

**W/C Securement:** (circle one) Sure-Lok Titan Q'Straint QRTMAX

..... TRIPS-17-CA-ABG - 15 - March 2017 .....



DATE	REVISION	SCALE	DIMENSIONING TO FACE ± 0.3"	FLUID (LBS/IN <sup>3</sup> )	CRACK TYPE	CRACK GROW	DEFLECTION (IN)
5/5	0	1/4"=1'		4.075	2.21 GAS	11,500 lbs	100/100 100/100

**ORDER FORM – PAGE ONE**  
**CONTRACT #TRIPS-17-CA-FBS**

**TURTLE TOP CUTAWAY TRANSIT VEHICLES-FREEDOM BUS SOURCE**

**AGENCY NAME:** Space Coast Area Transit

**DATE:** 03/27/2019

**PURCHASE ORDER NUMBER:** \_\_\_\_\_

**CONTACT PERSON:** Lance Parker 321-635-7815 Lance.Parker@BrevardFL.gov  
(Name, Telephone Number and Email Address)

Feb 18, 2019

Item				Unit Cost	Quantity	Total Cost
<b>Base Vehicle Type</b>						
Ford E350 6.8L Gas	Van Terra XL	11,500	21'	\$70,258		
Chevy G3500 6.0L Gas	Van Terra	12,300	22'	\$68,986	NO LONGER AVILABLE AS OF 2-13-2018	
	23' Option		add	\$1,680		
Ford E350 6.8L Gas	Van Terra XLT	12,500	22'	\$71,289		
Chevy G4500 6.0L Gas	Terra Transit	14,200	23'	\$70,574		
	26' Option		add	\$2,450		
Ford E450 6.8L Gas	Terra Transit	14,500	23'	\$68,412		
	26' Option		add	\$2,400		
Ford F450 6.8L Gas	Terra Transit	16,500	25'	\$87,583		
	28' Option		add	\$2,650		
Ford F550 6.8L Gas	Terra Transit	18,000	25'	\$88,694		
	28' Option		add	\$2,650		
Ford F550 6.8L Gas	Terra Transit	19,500	25'	\$89,703		
	28' Option		add	\$2,650		
Freightliner S2C 6.7L D	OdysseyXL	19,500	28'	\$127,487	2	\$254,974
	30' Option		add	\$2,650	2	\$5,300
Freightliner Air Suspension OEM Rear			add		2	\$1,900
Freightliner S2C 6.7L D	OdysseyXL	26,000	33'	\$133,915		
	35' Option		add	\$2,650		
	38' Option		add	\$6,650		
<b>Vinyl Stripe Choices</b>						
Scheme #1	16,500 and up = (\$800); All others = (\$322)			See Item		
Scheme #2	16,500 and up = (\$565); All others = (\$500)			See Item		
Scheme #3	16,500 and up = (\$500); All others = (\$430)			See Item		
	Custom Paint				2	\$12,570
<b>Base Seating</b>						
Standard Seat (per person)				\$306		
Foldaway Seat (per person)				\$349	40	\$13,960
Children's Seat (per person)				\$552		
<b>PAGE ONE SUB-TOTAL</b>				----	----	\$288,704

**ORDER FORM – PAGE TWO**  
**CONTRACT #TRIPS-17-CA-FBS**

Feb 18, 2019

Item	Unit Cost	Quantity	Total Cost
<b>Securement Systems</b>			
Q'Straint QRTMAX securement (per position)	\$575	8	\$4,600
Sure-Lok Titan securement (per position)	\$591		
WC-18 Compliant Occupant Restraint-Q-Straint QRT360	\$850		
Seat belt extensions	\$25	4	\$100
Freedman TDSS Tie-down System PSEOPTR221	\$95		
<b>Side Wheelchair Lift Choices (ILO Standard Lift Add~)</b>			
Braun Model NCL919IB-2 (or latest)	Standard		
Braun Model NCL954IB3454-2 1000 lb Lift	Add \$618	2	\$1,236
Ricon Model S5510 (or latest)	Add \$884		
Ricon Model S or K Titanium 1000 lb Lift	Add \$1,190		
<b>Rear Wheelchair Lift Choices (ILO Standard Lift Add~)</b>			
Ricon Klear-View lift (prior approval from FDOT required)	Add \$748		
Braun model NVL917IB lift (prior approval from FDOT required)	Add \$396		
<b>Optional Engines</b>			
Diesel engine meeting current EPA requirements			
16,500, 18,000, 19,500 Ford diesel option 6.7 Power Stroke	\$8,250		
6.2L Gas	N/C		
<b>Alternative Fuel Systems</b>			
Compressed Natural Gas (CNG) or Liquid Petroleum Gas (LPG) Engine meeting current EPA requirements; pricing for Alternate Fuel Vehicles include upcharge for delivery and Methane detection system (CNG only).			
Compressed Natural Gas (CNG) Size: 26 GGE Make: Landi Renzo Installer: A1 Alternatives	\$22,450		
Compressed Natural Gas (CNG) Size: 30 GGE Make: Landi Renzo Installer: A1 Alternatives	\$22,450		
Compressed Natural Gas (CNG) Size: 32 GGE Make: Landi Renzo Installer: A1 Alternatives	\$25,950 or **\$26,300		
Compressed Natural Gas (CNG) Size: 38 GGE Make: Landi Renzo Installer: A1 Alternatives	\$25,950		
Compressed Natural Gas (CNG) Size: 40 GGE Make: Landi Renzo Installer: A1 Alternatives	\$25,450 or **\$25,950		
Compressed Natural Gas (CNG) Size: 47 GGE Make: Landi Renzo Installer: A1 Alternatives	\$26,450		
Liquid Petroleum Gas (LPG) – Size: 41 GGE (E450) Make: Roush Installer: A1 Alternatives	\$16,800		
Liquid Petroleum Gas (LPG) – Size: 50 GGE (E450) Make: Roush Installer: A1 Alternatives	\$17,800		
Liquid Petroleum Gas (LPG) – Size: 67 GGE (E550) Make: Roush Installer: A1 Alternatives	\$18,900		
Engine Prep: Gaseous fuel deliver (Ford)	\$365		
<b>Wheels</b>			
Aluminum wheels: Freightliner = (\$1,485), 16,500, 18,000, 19,500 = (\$1,290); All Others = (\$1,290)	See Item	2	\$2,970
<b>PAGE TWO SUB-TOTAL</b>	----	----	\$8,906

TRIPS-17-CA-FBS

- 10 -

March 2017

**ORDER FORM – PAGE THREE**  
**CONTRACT #TRIPS-17-CA-FBS**

Feb 18, 2019

Item	Unit Cost	Quantity	Total Cost
Stainless steel wheel liners / inserts, front and rear wheels: Freightliner = (\$505); 16,500, 18,000, 19,500 = (\$414); All Others = (\$312)	See Item		
<b>Seating</b>			
Dimensions vinyl line of coated transit bus seating fabric with antimicrobial Nanocide (per seat)	Standard	2	0
Upgrade interior side wall panels with Nanocide	\$1,092		
USSC Evolution G2E with pedestal	\$1,465	2	\$2,930
Freedman Sport Driver's seat with Relaxor, Sport Shield	\$1,285		
Recaro Ergo LXS Driver's seat: 16,500 / 18,000 / 19,500 = (N/A)	\$1,118		
OEM Chassis Nat'l Air Susp. DriSeat	\$1,600	2	\$3,200
<b>Fire Suppression</b>			
Fog Maker Fire Detection and Suppression System	Standard		
Kidde Automatic Fire Detection and Suppression System	Add \$506		
DAFO Fire Suppression System	Add \$660		
SportWorks Bike Rack MTG Bracket Only	\$700	2	\$1,400
<b>Route/Head Signs</b>			
Transign manually operated roller curtain type sign	\$1,850		
TwinVision "Elyse" (software needed) electronic destination system (FR/SD/RE)	\$6,800	2	\$13,600
TwinVision "Mobi-Lite" electronic destination sign (FR/SD)	\$4,800		
Transign "Vista Star" electronic destination sign (FR/SD)	\$4,272		
Transign LLC 2-digit Block / Run Number box unit	\$510		
Transign LLC 3-digit Block / Run Number box unit	\$528		
Transign LLC passenger "STOP REQUESTED" sign	\$438		
<b>Camera Systems</b>			
SEON 2 camera system = (\$1,580); 3 camera system = (\$2,035); 4 camera system = (\$2,290); 6 camera system = (\$4,162); 8 camera system = (\$4,752)	See Item		
REI 2 camera system = (\$1,821); 4 camera system = (\$2,220); 6 camera system = (\$3,338); 8 camera system = (\$3,645)	See Item		
Gatekeeper 2 camera system = (\$1,638); 3 camera system = (\$2,125); 4 camera system = (\$2,312); 5 camera system = (\$2,502); 6 camera system = (\$3,005); 7 camera system = (\$3,190); 8 camera system = (\$3,375)	See Item		
AngelTrax 2 camera system = (\$1,924); 3 camera system = (\$2,268); 4 camera system = (\$2,554); 5 camera system = (\$3,258); 6 camera system = (\$3,540); 7 camera system = (\$3,822); 8 camera system = (\$4,099)	See Item		
<b>PAGE THREE SUB-TOTAL</b>	----	----	\$21,130

Florida Department of Transportation  
Office of Freight, Logistics and Passenger Operations

Order Packet

ORDER FORM – PAGE FOUR  
CONTRACT #TRIPS-17-CA-FBS

Feb 18, 2019

Item	Unit Cost	Quantity	Total Cost
Apollo 2 camera system = (\$3,600); 3 camera system = (\$3,950); 4 camera system = (\$4,895); 5 camera system = (\$6,080); 6 camera system = (\$6,450); 7 camera system = (\$6,810); 8 camera system = (\$7,180). Upgrade to HD = \$9994	See Item	2	\$19,988
24/7 2 camera system = (\$1,548); 3 camera system = (\$1,840); 4 camera system = (\$2,040); 6 camera system = (\$2,720); 7 camera system = (\$2,965); 8 camera system = (\$3,210)	See Item		
GPS	\$385		
3 Axis Accelerometer	\$430		
Price for single replacement camera	\$425		
Full Length Int. Sign Rails Both Sides	\$135	2	\$270
<b>Other Options Available</b>			
Altro Transflor slip resistant vinyl flooring: 16,500 and up = (\$455); All others = (\$269)	See Item	2	\$910
Gerflor Tarabus slip resistant vinyl flooring	N/A		
Driver Safety Partition	\$235	2	\$470
Drivers Side Running Board	\$125	2	\$250
Raised/Flat Floor	Standard	2	\$0
Kelderman 2-stage rear air suspension; Fliner = (\$4,550); 16,500, 18,000, 19,500 = (\$3,350), All Others = (\$2,995)	See Item		
Bentec Powder-Coated handrails and stanchions (provide standard colors)	\$336		
Exterior remote controlled mirrors: Fliner = (Standard); 16,500, 18,000, 19,500 = (\$288), All Others = (\$414)	See Item		
Romeo Rim HELP bumper (rear only): 16,500 and up = (\$825); All Others = (\$645)	See Item	2	\$1,650
HawKEYe Reverse Assistance System (with rear HELP bumper): 16,500 and up = (\$1,685); All others = (\$1,102)	See Item		
Reverse camera and monitor backing system: <u>Manufacturer: Rear View Safety</u>	\$522	2	\$1,044
Air purification system	\$2,880		
"Mentor Ranger" in-vehicle computer	\$3,594		
REI Public Address System ~ stand alone system	\$540		
Upgrade the standard vehicle AM/FM Radio: REI Radio with PA system	\$450		
Child "Checkmate" system	\$402		
Kubota key switch, exterior, for passenger entrance door	\$132		
Avail MDT – Includes Para Transit Kit #FC-2012 – Driver Interface, Communications, Interface Expansion Box (IEB), Emergency Alarm, and Navigational Assistance Unit	\$15,480		
2-Position Sportworks bike rack (black)	\$1,850		
2-Position Sportworks bike rack (stainless)	\$2,250		
Defrost Fan	\$75		
Adnik Power Pedestal for Drivers Seat	\$550		
<b>PAGE FOUR SUB-TOTAL</b>	----	----	\$24,582

TRIPS-17-CA-FBS

- 12 -

March 2017

**ORDER FORM – PAGE FIVE**  
**CONTRACT #TRIPS-17-CA-FBS**

Feb 18, 2019

Item	Unit Cost	Quantity	Total Cost
Angled right hand entry assist	\$245	2	\$490
Freedman CRS-225 Seat Tethers	\$58		
Freedman U.S. Arm Rests	\$17		
Diamond model D farebox	\$1,500		
Diamond model XV farebox w/2 vaults	\$1,475		
Diamond model RV farebox w/2 vaults	\$1,575		
Diamond model NV farebox w/2 vaults	\$1,450		
Diamond model SV farebox w/2 vaults	\$1,515		
Diamond D Round farebox w/2 vaults	\$1,875		
Diamond Locking Donation Box	\$525		
LYTX Drive Cam	\$1,155		
Rosco Dual Vision	\$1,120		
Storage Rack	\$516		
Walkersecurement	\$177		
<b>Air Conditioning</b>			
<b>ILO Base System-Add the following amounts ( )</b>			
ACC Roof Mount Condenser: ILO base for Van Terra 11,500, 12,300, 12,500 = (\$200); Ford 16,500, 18,000, 19,500 = (\$575); Fliner 19,500 = (\$905); Fliner 26,000 = (\$800)	See Item		
ACC Roof Mount Complete: ILO base for Odyssey 11,500, 12,300, 14,200, 14,500 = (\$2,955); Ford 16,500, 18,000, 19,500 = (\$3,110); Fliner 19,500 = (\$5,455); Fliner 26,000 = (\$3,930)	See Item	2	\$10,910
ACC Roof Mount Complete: ILO base for Van Terra 11,500, 12,300, 12,500 = (\$2,610)	See Item		
TK Skirt Mount: ILO base for Ford E350 11,500, 12,500, and Chevy G3500 12,300 = (\$3,435); Condenser TA-600 w/ TM-21	See Item		
TK Roof Mount Condenser : ILO base for Ford E350 11,500, 12,500, and Chevy G3500 12,300 = (\$3,875); Condenser TA-600 w/ TM-21			
TK Roof Mount Complete : ILO base for Ford E350 11,500, 12,500, and Chevy G3500 12,300 = (\$4,100); Condenser SLR-65 w/ TM-21	See Item		
TK Skirt Mount: ILO base for Ford E450 14,500 = (\$7,480); 16,500 = (\$2,405); 19,500 = (\$5,245); Chevy G4500 14,200 = (\$6,982); Condenser TA-800 w/ TM-31	See Item		
TK Roof Mount Condenser : ILO base for Ford E450 14,500 = (\$8,030); 16,500 = (\$7,045); Chevy G4500 14,200 = (\$7,544); 19,500 = (\$6,570) Condenser TA-800 w/ TM-31	See Item		
TK Roof Mount Complete : ILO base for Ford E450 14,500 = (\$7,230); 16,500 = (\$2,125) Chevy G4500 14,200 = (\$6,729); SLR-75 w/ TM-31	See Item		
TK Skirt Mount: ILO base for Freightliner S2C 19,500 = (\$9,880); 26,000 = (\$10,790); Condenser Dual SA-800 w/ TM-	See Item		
TK Roof Mount Condenser: ILO base for Freightliner S2C 19,500 = (\$10,890); 26,000 = (\$11,800); Condenser Dual SA-800 w/ TM-21	See Item		
TK Roof Mount Complete: ILO base for Freightliner S2C 19,500, 26,000 = (\$6,880); Condenser Dual SLR-75 w/ TM-21	See Item		
<b>PAGE FIVE SUB-TOTAL</b>	----	----	\$11,400

**ORDER SUMMARY**

<b>PAGE FIVE SUB-TOTAL</b> <i>(sub-total of third page)</i>	----	----	\$11,400
<b>PAGE FOUR SUB-TOTAL</b> <i>(sub-total of third page)</i>	----	----	\$24,582
<b>PAGE THREE SUB-TOTAL</b> <i>(sub-total of second page)</i>	----	----	\$21,130
<b>PAGE TWO SUB-TOTAL</b> <i>(sub-total of first page)</i>	----	----	\$8,906
<b>PAGE ONE SUB-TOTAL</b> <i>(sub-total of first page)</i>	----	----	\$288,704
<b>GRAND TOTAL</b> <i>(sum of pages 1, 2, 3, 4, and 5 sub-totals)</i>	----	----	\$354,722

**Florida Department of Transportation**  
**Office of Freight, Logistics and Passenger Operations**

Order Packet

### ANTICIPATED USAGE

**Service Type: (check all that apply)**

  X   **Fixed Route:** Services provided on a repetitive, fixed schedule basis along a specific route with vehicles stopping to pick up and deliver passengers to specific locations; each fixed route trip serves the same origins and destinations

  X   **Paratransit:** Shared use transit service operating in response to calls from passengers or their agents to the transit operator, who schedules a vehicle to pick up the passengers to transport them to their destinations

       **Shuttle/Deviated Fixed Route:** Transit service that operates along a fixed alignment or path at generally fixed times, but may deviate from the route alignment to collect or drop off passengers who have requested the deviation

**Estimated days in service per week**       5      

**Operating Environment (check all that apply)**

City Streets   X  

Highway   X  

Parking Lot/Airport Shuttle                     

Retirement Campus                     

Combination City/Highway           X          

College Campus                     

Other                     

**Operational Equipment (check all that apply)**

**Using Now**

**Will put on  
these buses**

**Will add in  
the future**

Destination Signs-----	<input checked="" type="checkbox"/>	<input type="checkbox"/>	<input type="checkbox"/>
Fare Box-----	<input checked="" type="checkbox"/>	<input type="checkbox"/>	<input checked="" type="checkbox"/>
Routing equipment-----	<input type="checkbox"/>	<input type="checkbox"/>	<input checked="" type="checkbox"/>
Camera System-----	<input checked="" type="checkbox"/>	<input type="checkbox"/>	<input type="checkbox"/>
Passenger counter-----	<input type="checkbox"/>	<input type="checkbox"/>	<input type="checkbox"/>
Other <u>  Bike Rack  </u>	<input checked="" type="checkbox"/>	<input type="checkbox"/>	<input checked="" type="checkbox"/>
Other <u>  Radio, Two-Way  </u>	<input checked="" type="checkbox"/>	<input type="checkbox"/>	<input checked="" type="checkbox"/>



## CHOICES FORM

CONTRACT #TRIPS-17-CA-FBS

TURTLE TOP CUTAWAY TRANSIT VEHICLES

FREEDOM BUS SOURCE

### SEATING AND FLOORING CHOICES

Seating Colors: (circle one) Blue Charcoal

Flooring Colors: (circle one) Blue Gray Beige Black

Paint Scheme: (circle one) #1 #2 #3 Other

Paint Schemes Note: If an agency requires a paint and lettering scheme that is NOT GENERALLY covered by one of those listed above, they may make separate arrangements either with the manufacturer or a local vendor to provide these services. Agencies will select colors (2) for background and stripes when orders are placed. All paint scheme pricing shall reflect white base coat.

### *Upholstery Information-Vinyl Colors Available:*

BLUE CMI VINYL #119 Dimensions Nanocide Late Evening

CHARCOAL CMI VINYL #120 Dimensions Nanocide Charcoal

### WHEELCHAIR LIFT CHOICE

Wheelchair Lift: (circle one) Braun Ricon

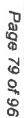
### SECUREMENT RETRACTOR CHOICE

W/C Securement: (circle one) Sure-Lok Titan Q'Straint QRTMAX

TRIPS-17-CA-FBS

- 16 -

March 2017



## Form C: Current Vehicle and Transportation Equipment Inventory Form

Date of Inventory: March 13, 2019

## Vehicle Inventory

Model Year	Make/Size/ Type	FDOT Control # or VIN	Ramp or Lift	Seats & WC positions (i.e. 12+2)	Current Mileage	Previous Mileage	Current Mileage- Previous Mileage= Mileage from the past year	Vehicle Status (Active/ Spare/ Other)	Expected Retirement Date	Donated? (Yes/No) If yes, when was the vehicle donated to your agency?	Funding Source
2011	Chev. 23' Glaval	1G89G5AL4A1181855	Lift	14+6	173,940	152,671	21,269	Active	2021	No	FTA
2011	Chev. 23' Glaval	1G89G5AL2A1183460	Lift	14+6	200,780	179,600	21,180	Spare	2023	No	FTA
2011	Chev. 23' Glaval	1G89G5AL3A1183600	Lift	14+6	204,533	168,588	35,945	Active	2023	No	FTA
2011	Chev. 23' Glaval	1G89G5AL8A1183687	Lift	14+6	190,469	165,807	24,662	Active	2024	No	FTA
2011	Chev. 23' Glaval	1G89G5AL7A1183860	Lift	14+6	212,461	179,978	32,483	Active	2022	No	FTA
2011	Chev. 23' Glaval	1G89G5AL5A1184151	Lift	14+6	224,422	192,367	32,055	Active	2022	No	FTA
2011	Chev. 23' Glaval	1G89G5AL7A1184281	Lift	14+6	200,752	176,732	24,020	Active	2019	No	FTA
2011	Chev. 23' Glaval	1G89G5ALXA1184241	Lift	14+6	166,008	144,219	21,789	Active	2023	No	FTA
2011	Chev. 23' Glaval	1G86G5BL2C1161026	Lift	15+4	210,405	178,881	31,524	Active	2023	No	FTA
2012	Chev. 23' Glaval	1G86G5BLXC1180732	Lift	15+4	208,765	173,122	35,643	Active	2022	No	FTA
2012	Chev. 23' Glaval	1G86G5BL3C1180605	Lift	15+4	228,153	196,195	31,958	Active	2022	No	FTA
2012	Chev. 23' Glaval	1G86G5BL2C1180658	Lift	15+4	201,444	174,138	27,306	Active	2024	No	FTA
2012	Chev. 23' Glaval	1G86G5BL2C1181051	Lift	15+4	209,534	179,931	29,603	Active	2022	No	FTA
2012	Chev. 23' Glaval	1G86G5BL7C1181062	Lift	15+4	236,648	205,265	31,383	Active	2021	No	FTA
2012	Chev. 23' Glaval	1G86G5BLXC1181542	Lift	15+4	188,998	165,458	23,540	Active	2024	No	FTA
2012	Chev. 23' Glaval	1G86G5BL8C1184813	Lift	15+4	192,406	159,358	33,048	Active	2024	No	FTA
2012	Chev. 23' Glaval	1G86G5BL3C1184749	Lift	15+4	195,487	164,878	30,609	Active	2021	No	FTA
2013	Int. 28' Champion	5WEXWSKK2DH418829	Lift	20+6	175,444	150,278	25,166	Active	2022	No	FTA
2013	Int. 28' Champion	5WEXWSKK6DH418834	Lift	20+6	166,422	145,615	20,807	Spare	2021	No	FTA
2013	Int. 28' Champion	5WEXWSKK8DH418835	Lift	20+6	168,214	156,776	11,438	Active	2022	No	FTA
2013	Int. 28' Champion	5WEXWSKK2DH418832	Lift	20+6	157,814	132,830	24,984	Active	2019	No	FTA
2013	Int. 28' Champion	5WEXWSKK4DH418833	Lift	20+6	164,806	145,025	19,781	Active	2019	No	FTA
2013	Int. 28' Champion	5WEXWSKK0DH418828	Lift	20+6	154,658	139,258	15,400	Spare	2019	No	FTA
2013	Int. 28' Champion	5WEXWSKK0DH418831	Lift	20+6	180,768	148,805	31,963	Active	2021	No	FTA
2013	Int. 28' Champion	5WEXWSKKXDH418836	Lift	20+6	167,168	142,174	24,994	Spare	2019	No	FTA
2013	Int. 28' Champion	5WEXWSKK9DH418830	Lift	20+6	166,503	144,711	21,792	Active	2022	No	FTA
2003	Thomas 30' SLF	5DF230D0873JA37482	Ramp	28+2	401,218	400,853	365	Spare	2019	No	FTA
2003	Thomas 30' SLF	5DF230D0823JA44016	Ramp	28+2	423,390	418,076	5,314	Active	2020	No	FTA
2003	Thomas 30' SLF	5DF230D0813JA46839	Ramp	28+2	458,019	443,977	14,042	Spare	2019	No	FTA
2018	Gillig 30' Low Floor	15GGE2718J3093398	Ramp	27+3	51,126	7,881	43,245	Active	2032	No	FTA
2018	Gillig 30' Low Floor	15GGE271XJ3093399	Ramp	27+3	28,697	5,862	22,835	Active	2032	No	FTA
2018	Gillig 30' Low Floor	15GGE2712J3093400	Ramp	27+3	36,955	7,274	29,681	Active	2032	No	FTA
2018	Gillig 30' Low Floor	15GGE2714J3093401	Ramp	27+3	30,344	6,073	24,271	Active	2032	No	FTA
2009	Int. 31' Champion LF	1HV8TAMF37W501868	Ramp	24+2	232,391	213,356	19,035	Active	2021	No	FTA
2007	Gillig 35' Low Floor	15GGB271471078460	Ramp	30+2	536,451	511,893	24,558	Spare	2024	No	FTA
2007	Gillig 35' Low Floor	15GGB271671078461	Ramp	30+2	696,789	655,197	41,592	Active	2022	No	FTA
2007	Gillig 35' Low Floor	15GGB271871078462	Ramp	30+2	593,083	555,732	37,351	Active	2024	No	FTA
2007	Gillig 35' Low Floor	15GGB271X71078463	Ramp	30+2	654,641	614,689	39,952	Spare	2022	No	FTA
2007	Gillig 35' Low Floor	15GGB271171078464	Ramp	33+4	564,893	533,140	31,753	Active	2024	No	FTA
2007	Gillig 35' Low Floor	15GGB271371078465	Ramp	33+4	572,020	540,894	31,126	Active	2024	No	FTA
2011	Gillig 35' Low Floor	15GGB271181179917	Ramp	30+2	510,392	432,171	78,221	Active	2025	No	FTA
2011	Gillig 35' Low Floor	15GGB271381179918	Ramp	30+2	396,419	365,799	30,620	Active	2025	No	FTA

Model Year	Make/Size/ Type	FDOT Control # or VIN	Ramp or Lift	Seats & WC positions (i.e. 12+2)	Current Mileage	Previous Mileage	Current Mileage- Previous Mileage= Mileage from the past year	Vehicle Status (Active/ Spare/ Other)	Expected Retirement Date	Donated? (Yes/No) If yes, when was the vehicle donated to your agency?	Funding Source
2011	Gillig 35' Low Floor	15GG8271181179919	Ramp	30+2	383,178	343,185	39,993	Spare	2025	No	FTA
2011	Gillig 35' Low Floor	15GG8271181179920	Ramp	30+2	403,616	350,221	53,395	Spare	2025	No	FTA
2011	Gillig 35' Low Floor	15GG8271381179921	Ramp	30+2	493,299	432,059	61,240	Active	2025	No	FTA
2011	Gillig 35' Low Floor	15GG8271581179922	Ramp	30+2	398,871	356,498	42,373	Active	2026	No	FTA
2011	Gillig 35' Low Floor	15GG8271781179923	Ramp	30+4	432,753	388,920	43,833	Active	2026	No	FTA
2011	Gillig 35' Low Floor	15GG8271981179924	Ramp	30+4	435,159	395,604	39,555	Active	2026	No	FTA
2011	Gillig 35' Low Floor	15GG8271981180118	Ramp	30+2	399,012	335,704	63,308	Active	2026	No	FTA
2011	Gillig 35' Low Floor	15GG8271081180119	Ramp	30+2	415,907	372,825	43,082	Spare	2026	No	FTA
2011	Gillig 35' Low Floor	15GG8271781180120	Ramp	30+2	449,083	388,532	60,551	Active	2027	No	FTA
2011	Gillig 35' Low Floor	15GG8271981180121	Ramp	30+2	471,963	399,235	72,728	Active	2027	No	FTA
2011	Gillig 35' Low Floor	15GG8271081180122	Ramp	30+2	376,261	327,578	48,683	Spare	2027	No	FTA
2011	Gillig 35' Low Floor	15GG8271281180123	Ramp	30+2	415,982	348,851	67,131	Active	2028	No	FTA
2013	Gillig 35' Low Floor	15GG8271501182774	Ramp	31+2	328,944	267,879	61,065	Active	2028	No	FTA
2013	Gillig 35' Low Floor	15GG8271701182775	Ramp	31+2	356,129	291,213	64,916	Active	2028	No	FTA
2015	Gillig 35' Low Floor	15GG82718F1185350	Ramp	29+3	174,975	132,062	42,913	Active	2029	No	FTA
2016	Gillig 35' Low Floor	15GG82718G1189187	Ramp	29+3	171,799	99,104	72,695	Active	2030	No	FTA
2016	Gillig 35' Low Floor	15GG8271XG1189188	Ramp	29+3	141,131	82,432	58,699	Active	2030	No	FTA
2016	Gillig 35' Low Floor	15GG82711G1189189	Ramp	29+3	195,769	122,516	73,253	Active	2030	No	FTA
2016	Gillig 35' Low Floor	15GG82718G1189190	Ramp	29+3	170,799	102,333	68,466	Active	2030	No	FTA
2016	Gillig 35' Low Floor	15GG8271XG1189191	Ramp	29+3	189,818	121,855	67,963	Active	2030	No	FTA
2007	Gillig 40' Low Floor	15GGD271271078466	Ramp	34+2	589,206	557,651	31,555	Spare	2023	No	FTA
2007	Gillig 40' Low Floor	15GGD271471078467	Ramp	34+2	692,223	638,265	53,958	Active	2023	No	FTA
2011	Gillig 40' Low Floor	15GGD2711B1180124	Ramp	37+2	433,078	380,236	52,842	Active	2027	No	FTA
2011	Gillig 40' Low Floor	15GGD2713B1180125	Ramp	37+2	452,580	393,988	58,592	Active	2027	No	FTA
2013	Gillig 40' Low Floor	15GGD271901182772	Ramp	38+2	429,559	346,346	83,213	Active	2028	No	FTA
2013	Gillig 40' Low Floor	15GGD271001182773	Ramp	38+2	327,774	256,947	70,827	Active	2028	No	FTA
2015	Gillig 40' Low Floor	15GGD2715F1185347	Ramp	35+3	328,011	240,728	87,283	Active	2029	No	FTA
2015	Gillig 40' Low Floor	15GGD2717F1185348	Ramp	35+4	282,361	234,661	47,700	Active	2029	No	FTA
2015	Gillig 40' Low Floor	15GGD2719F1185349	Ramp	35+3	219,269	166,254	53,015	Active	2029	No	FTA

**DEFENDER Bus Replacement List**

Init No	Unit Description	VIN	Life Miles	Hours	Major Repairs	Replace order
2818	2818 2013 INT CHAMPION DEFENDER	5WEXWSKKXD418836	166,589	10,827		1
2815	2815 2013 INT CHAMPION DEFENDER	5WEXWSKK4DH418833	164,491	10,012		2
2814	2814 2013 INT CHAMPION DEFENDER	5WEXWSKK2DH418832	157,485	10,689		3
2816	2816 2013 INT CHAMPION DEFENDER	5WEXWSKK0DH418828	153,601	10,791		4
2817	2817 2013 INT CHAMPION DEFENDER	5WEXWSKK0DH418831	179,942	10,920	Engine 2/16, miles 104388	5
2812	2812 2013 INT CHAMPION DEFENDER	5WEXWSKK8DH418834	165,878	9,001	Engine 8/17, miles 136708	6
2819	2819 2013 INT CHAMPION DEFENDER	5WEXWSKK9DH418830	165,610	11,526	Engine 12/18, miles 156339	7
2813	2813 2013 INT CHAMPION DEFENDER	5WEXWSKK8DH418835	168,059	8,849	Engine 3/19, miles 168059	8
2811	2811 2013 INT CHAMPION DEFENDER	5WEXWSKK2DH418829	175,627	10,648	Engine 4/19, miles 175627	9

**GLAVAL Bus Replacement List**

Init No	Unit Description	VIN	Life Miles	Major Repairs	Replace order Reason	Overall
2217	2217 2011 GLAVAL EXPRESS 4500	1GB9G5AL7A1184281	200,090	none	1 - cant align to specs due to accident	1
2326	2326 2012 GLAVAL EXPRESS 4500	1GB6G5BL7C1181082	236,140	none	1-mileage no major repairs.	2
2332	2332 2012 GLAVAL EXPRESS 4500	1GB6G5BL3C1184749	194,607	none	5-mileage no major repairs.	3
2211	2211 2011 GLAVAL EXPRESS 4500	1GB9G5AL4A1181855	173,683	none	2-mileage no major repairs.	4
2216	2216 2011 GLAVAL EXPRESS 4500	1GB9G5AL5A1184151	223,392	Transmission 2/16	4-mileage	5
2323	2323 2012 GLAVAL EXPRESS 4500	1GB6G5BL3C1180605	226,980	Transmission 2/17	2-mileage	6
2215	2215 2011 GLAVAL EXPRESS 4500	1GB9G5AL7A1183860	211,607	Transmission 2/16	5-mileage	7
2325	2325 2012 GLAVAL EXPRESS 4500	1GB6G5BL2C1181051	208,584	Transmission 3/16	4-mileage	8
2322	2322 2012 GLAVAL EXPRESS 4500	1GB6G5BLXC1180732	207,592	Transmission 2/17	3-mileage	9
2213	2213 2011 GLAVAL EXPRESS 4500	1GB9G5AL3A1183600	203,664	Transmission 2/17	6-mileage	10
2218	2218 2011 GLAVAL EXPRESS 4500	1GB9G5ALXA1184341	165,486	none	3-mileage no major repairs.	11
2321	2321 2012 GLAVAL EXPRESS 4500	1GB6G5BL2C1181026	209,576	Transmission 3/18	6-mileage	12
2212	2212 2011 GLAVAL EXPRESS 4500	1GB9G5AL2A1183460	200,073	transmission 2015, steering box 2/19	7-mileage	13
2324	2324 2012 GLAVAL EXPRESS 4500	1GB6G5BL2C1180658	200,686	Transmission 2/17	7-mileage	14
2327	2327 2012 GLAVAL EXPRESS 4500	1GB6G5BLXC1181542	188,159	Transmission 4/18	8-mileage	15
2214	2214 2011 GLAVAL EXPRESS 4500	1GB9G5AL8A1183687	190,009	Transmission 3/19, differential 2/17	8-mileage	16
2331	2331 2012 GLAVAL EXPRESS 4500	1GB6G5BL8C1184513	191,749	Transmission 7/18	8-mileage	17

# PART III – MANAGERIAL CAPABILITY

## Exhibit I: FDOT Certification and Assurances


**Space Coast Area Transit** certifies and assures to the Florida Department of Transportation regarding its Application under U.S.C. Section 5310 dated 23 day of April, 2019

- 1 It shall adhere to all Certifications and Assurances made to the federal government in its Application.
- 2 It shall comply with Florida Statutes:
  - Section 341.051–Administration and financing of public transit and intercity bus service programs and projects
  - Section 341.061 (2)–Transit Safety Standards; Inspections and System Safety Reviews
- 3 It shall comply with Florida Administrative Code (**Does not apply to Section 5310 only recipients**):
  - Rule Chapter 14-73–Public Transportation
  - Rule Chapter 14-90–Equipment and Operational Safety Standards for Bus Transit Systems
  - Rule Chapter 14-90.0041–Medical Examination for Bus System Driver
  - Rule Chapter 41-2–Definitions
- 4 It shall comply with FDOT's:
  - Bus Transit System Safety Program Procedure No. 725-030-009  
(**Does not apply to Section 5310 only recipients**)
  - Public Transit Substance Abuse Management Program Procedure No. 725-030-035
  - Transit Vehicle Inventory Management Procedure No. 725-030-025
  - Public Transportation Vehicle Leasing Procedure No. 725-030-001
  - Guidelines for Acquiring Vehicles
  - Procurement Guidance for Transit Agencies Manual
- 5 It has the fiscal and managerial capability and legal authority to file the application.
- 6 Local matching funds will be available to purchase vehicles/equipment at the time an order is placed.
- 7 It will carry adequate insurance to maintain, repair, or replace project vehicles/equipment in the event of loss or damage due to an accident or casualty.
- 8 It will maintain project vehicles/equipment in good working order for the useful life of the vehicles/equipment.
- 9 It will return project vehicles/equipment to FDOT if, for any reason, they are no longer needed or used for the purpose intended.
- 10 It recognizes FDOT's authority to remove vehicles/equipment from its premises, at no cost to FDOT, if FDOT determines the vehicles/equipment are not used for the purpose intended,

improperly maintained, uninsured, or operated unsafely.

- 11 It will not enter into any lease of project vehicles/equipment or contract for transportation services with any third party without prior approval of FDOT.
- 12 It will notify FDOT within **24 hours** of any accident or casualty involving project vehicles/equipment, and submit related reports as required by FDOT.
- 13 It will notify FDOT and request assistance if a vehicle would become unserviceable.
- 14 It will submit an annual financial audit report to FDOT (FDOTSingleAudit@dot.state.fl.us), if required.
- 15 It will undergo a triennial review and inspection by FDOT to determine compliance with the baseline requirements. If found not in compliance, it must send a progress report to the local FDOT District office on a quarterly basis outlining the agency's progress towards compliance.

April 23, 2019 Date



Signature of Authorized Representative

Kristine Isnardi, Chair

Typed Name and Title of Authorized Representative

ATTEST:



SCOTT ELLIS, CLERK

## Exhibit J: Standard Lobbying Certification

The undersigned, Brevard County, certifies, to the best of his or her knowledge and belief, that:

- 1 No Federal appropriated funds have been paid or will be paid, by or on behalf of the undersigned, to any person for influencing or attempting to influence an officer or employee of an agency, a Member of Congress, an officer or employee of Congress, or an employee of a Member of Congress in connection with the awarding of any Federal contract, the making of any Federal grant, the making of any Federal loan, the entering into of any cooperative agreement, and the extension, continuation, renewal, amendment, or modification of any Federal contract, grant, loan, or cooperative agreement.
- 2 If any funds other than Federal appropriated funds have been paid or will be paid to any person for making lobbying contacts to an officer or employee of any agency, a Member of Congress, an officer or employee of Congress, or an employee of a Member of Congress in connection with this Federal contract, grant, loan, or cooperative agreement, the undersigned shall complete and submit Standard Form--LLL, "Disclosure Form to Report Lobbying," (a copy the form can be obtained from FDOT's website) in accordance with its instructions [as amended by "Government wide Guidance for New Restrictions on Lobbying," 61 Fed. Reg. 1413 (1/19/96). Note: Language in paragraph (2) herein has been modified in accordance with Section 10 of the Lobbying Disclosure Act of 1995 (P.L. 104-65, to be codified at 2 U.S.C. 1601, et seq.)]
- 3 The undersigned shall require that the language of this certification be included in the award documents for all sub-awards at all tiers (including subcontracts, sub-grants, and contracts under grants, loans, and cooperative agreements) and that all sub-recipients shall certify and disclose accordingly.

This certification is a material representation of fact upon which reliance was placed when this transaction was made or entered into. Submission of this certification is a prerequisite for making or entering into this transaction imposed by 31, U.S.C. § 1352 (as amended by the Lobbying Disclosure Act of 1995). Any person who fails to file the required certification shall be subject to a civil penalty of not less than \$10,000 and not more than \$100,000 for each such failure.

**NOTE:** Pursuant to 31 U.S.C. § 1352(c)(1)-(2)(A), any person who makes a prohibited expenditure or fails to file or amend a required certification or disclosure form shall be subject to a civil penalty of not less than \$10,000 and not more than \$100,000 for each such expenditure or failure.

**Brevard County**, certifies or affirms the truthfulness and accuracy of each statement of its certification and disclosure, if any. In addition, the Contractor understands and agrees that the provisions of 31 U.S.C. A 3801, et seq., apply to this certification and disclosure, if any.

\_\_\_\_\_  
Date

\_\_\_\_\_  
Signature of Contractor's Authorized Official

\_\_\_\_\_  
Typed Name and Title of Authorized Representative



Exhibit K: Leasing Certification

Memorandum for FTA 5310

Date:

From:

Signature

*Typed Name and Title of Authorized Representative*

*Typed Agency Name*

To: Florida Department of Transportation, District Office Modal Development Office/Public Transit

Subject: YEAR 2019 GRANT APPLICATION TO THE FEDERAL TRANSIT ADMINISTRATION, OPERATING OR CAPITAL ASSISTANCE FOR ENHANCED MOBILITY OF SENIORS AND INDIVIDUALS WITH DISABILITIES PROGRAM, 49 UNITED STATES CODE SECTION 5310

Leasing:

Will the Space Coast Area Transit, as applicant to the Federal Transit Administration Section 5310 Program, lease the proposed vehicle(s) or equipment out to a third-party?

☒ No

☐ Yes

If yes, specify to whom:

NOTE: It is the responsibility of the applicant agency to ensure District approval of all lease agreements.

## Exhibit L: Certification of Equivalent Service

### CERTIFICATION OF EQUIVALENT SERVICE

Space Coast Area Transit certifies that its demand responsive service offered to individuals with disabilities, including individuals who use wheelchairs, is equivalent to the level and quality of service offered to individuals without disabilities. Such service, when viewed in its entirety, is provided in the most integrated setting feasible and is equivalent with respect to:

- 1 Response time;
- 2 Fares;
- 3 Geographic service area;
- 4 Hours and days of service;
- 5 Restrictions on trip purpose;
- 6 Availability of information and reservation capability; and
- 7 Constraints on capacity or service availability.

In accordance with 49 CFR Part 37, public entities operating demand responsive systems for the general public which receive financial assistance under 49 U.S.C. 5310 and 5311 of the Federal Transit Administration (FTA) funds must file this certification with the appropriate state program office before procuring any inaccessible vehicle. Such public entities not receiving FTA funds shall also file the certification with the appropriate state office program. Such public entities receiving FTA funds under any other section of the FTA Programs must file the certification with the appropriate FTA regional office. This certification is valid for no longer than one year from its date of filing. Non-public transportation systems that serve their own clients, such as social service agencies, are required to complete this form.

Executed this \_\_\_\_ day of \_\_\_\_\_, **2019**

---

*Typed Name and Title of Authorized Representative*

---

*Signature of Authorized Representative*

#### Form 424: Application for Federal Assistance

Attach the completed Form 424 here. You may insert the completed form as a PDF or print and attach the form to your final application document.

#### Exhibit M: Federal Certifications and Assurances

Please attach Federal Certifications and Assurances signature page here. You may insert the signed certifications and assurances as a PDF or print and attach the form to your final application document.

#### Exhibit N: Transportation Operating Procedure (TOP)

##### **(Applies to Section 5310-only Applicants)**

Attach the agency's most recent TOP, if not already on file with your District Office. Please refer to the FDOT State Management Plan as amended for current TOP requirement. You may insert the TOP as a PDF or print and attach the document to your final application.

#### Exhibit O: Title VI Plan

If an applicant has not submitted their most recent Title VI plan to the Department, a copy must be included here. You may insert the Title VI Plan as a PDF or print and attach the document to your final application.

#### Exhibit P: Protection of the Environment

**Required if the proposed project is for the construction of facilities.** Please see Grant Application Instruction Manual for details.

#### Exhibit Q: Triennial Review - CAP Closeout

**Required if the agency's latest Triennial Review included a Corrective Action Plan.** Please submit a copy of the corrective action plan.

**Application for Federal Assistance SF-424**

**\* 1. Type of Submission:**

- ☐ Preapplication  
☒ Application  
☐ Changed/Corrected Application

**\* 2. Type of Application:**

- ☒ New  
☐ Continuation  
☐ Revision

**\* If Revision, select appropriate letter(s):**

**\* Other (Specify):**

**\* 3. Date Received:**

04/23/2019

**4. Applicant Identifier:**

**5a. Federal Entity Identifier:**

**5b. Federal Award Identifier:**

**State Use Only:**

**6. Date Received by State:**

**7. State Application Identifier:**

1001

**8. APPLICANT INFORMATION:**

**\* a. Legal Name:** Brevard County Board of County Commissioners

**\* b. Employer/Taxpayer Identification Number (EIN/TIN):**

59-6000523

**\* c. Organizational DUNS:**

8301721930000

**d. Address:**

**\* Street1:** 401 S. Varr Ave

**Street2:**

**\* City:** Cocoa

**County/Parish:**

**\* State:**

FL: Florida

**Province:**

**\* Country:**

USA: UNITED STATES

**\* Zip / Postal Code:** 32922-8632

**e. Organizational Unit:**

**Department Name:**

Transit Services

**Division Name:**

**f. Name and contact information of person to be contacted on matters involving this application:**

**Prefix:** Mr.

**\* First Name:** Scott

**Middle Name:**

**\* Last Name:** Nelson

**Suffix:**

**Title:** Transit Director

**Organizational Affiliation:**

**\* Telephone Number:** 321-635-7815

**Fax Number:** 321-633-1905

**\* Email:** scott.nelson@brevardfl.gov

**Application for Federal Assistance SF-424**

**\* 9. Type of Applicant 1: Select Applicant Type:**

B: County Government

Type of Applicant 2: Select Applicant Type:

Type of Applicant 3: Select Applicant Type:

\* Other (specify):

**\* 10. Name of Federal Agency:**

Federal Transit Administration

**11. Catalog of Federal Domestic Assistance Number:**

20.513

CFDA Title:

Enhanced Mobility of Seniors and Individuals with Disabilities

**\* 12. Funding Opportunity Number:**

Not Applicable

\* Title:

Not Applicable

**13. Competition Identification Number:**

Not Applicable

Title:

Not Applicable

**14. Areas Affected by Project (Cities, Counties, States, etc.):**

Brevard County

Add Attachment

Delete Attachment

View Attachment

**\* 15. Descriptive Title of Applicant's Project:**

Capital purchase of vehicles to be used throughout Brevard County.

Attach supporting documents as specified in agency instructions.

Add Attachments

Delete Attachments

View Attachments

# Application for Federal Assistance SF-424

## 16. Congressional Districts Of:

\* a. Applicant

\* b. Program/Project

Attach an additional list of Program/Project Congressional Districts if needed.

Add Attachment

Delete Attachment

View Attachment

## 17. Proposed Project:

\* a. Start Date:

\* b. End Date:

## 18. Estimated Funding (\$):

* a. Federal	<input type="text" value="528,709.60"/>
* b. Applicant	<input type="text" value="0.00"/>
* c. State	<input type="text" value="66,088.70"/>
* d. Local	<input type="text" value="66,088.70"/>
* e. Other	<input type="text" value="0.00"/>
* f. Program Income	<input type="text" value="0.00"/>
* g. TOTAL	<input type="text" value="660,887.00"/>

## \* 19. Is Application Subject to Review By State Under Executive Order 12372 Process?

- ☐ a. This application was made available to the State under the Executive Order 12372 Process for review on
- ☐ b. Program is subject to E.O. 12372 but has not been selected by the State for review.
- ☒ c. Program is not covered by E.O. 12372.

## \* 20. Is the Applicant Delinquent On Any Federal Debt? (If "Yes," provide explanation in attachment.)

☐ Yes ☒ No

If "Yes", provide explanation and attach

Add Attachment

Delete Attachment

View Attachment

21. \*By signing this application, I certify (1) to the statements contained in the list of certifications\*\* and (2) that the statements herein are true, complete and accurate to the best of my knowledge. I also provide the required assurances\*\* and agree to comply with any resulting terms if I accept an award. I am aware that any false, fictitious, or fraudulent statements or claims may subject me to criminal, civil, or administrative penalties. (U.S. Code, Title 218, Section 1001)

☒ \*\* I AGREE

\*\* The list of certifications and assurances, or an internet site where you may obtain this list, is contained in the announcement or agency specific instructions.

## Authorized Representative:

Prefix:  \* First Name:

Middle Name:

\* Last Name:

Suffix:

\* Title:

\* Telephone Number:  Fax Number:

\* Email:

\* Signature of Authorized Representative: 

\* Date Signed:

ATTEST:   
SCOTT ELLIS, CLERK

## **Exhibit M: Federal Certifications and Assurances**

**FEDERAL FISCAL YEAR 2019 FTA CERTIFICATIONS AND ASSURANCES SIGNATURE**

**PAGE**

(Required of all Applicants for federal assistance to be awarded by FTA in FY 2019)

**AFFIRMATION OF APPLICANT**

Name of the Applicant: Brevard County Board of County Commissioners d/b/a Space Coast Area Transit

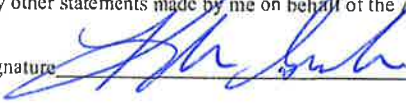
BY SIGNING BELOW, on behalf of the Applicant, I declare that it has duly authorized me to make these Certifications and Assurances and bind its compliance. Thus, it agrees to comply with all federal laws, regulations, and requirements, follow applicable federal guidance, and comply with the Certifications and Assurances as indicated on the foregoing page applicable to each application its Authorized Representative makes to the Federal Transit Administration (FTA) in federal fiscal year 2019, irrespective of whether the individual that acted on his or her Applicant's behalf continues to represent it.

FTA intends that the Certifications and Assurances the Applicant selects on the other side of this document should apply to each Award for which it now seeks, or may later seek federal assistance to be awarded during federal fiscal year 2019.

The Applicant affirms the truthfulness and accuracy of the Certifications and Assurances it has selected in the statements submitted with this document and any other submission made to FTA, and acknowledges that the Program Fraud Civil Remedies Act of 1986, 31 U.S.C. § 3801 *et seq.*, and implementing U.S. DOT regulations, "Program Fraud Civil Remedies," 49 CFR part 31, apply to any certification, assurance or submission made to FTA. The criminal provisions of 18 U.S.C. § 1001 apply to any certification, assurance, or submission made in connection with a federal public transportation program authorized by 49 U.S.C. chapter 53 or any other statute

In signing this document, I declare under penalties of perjury that the foregoing Certifications and Assurances, and any other statements made by me on behalf of the Applicant are true and accurate.

Signature



Date:

4/23/19

Name Kristine Isnardi, Chair

Authorized Representative of Applicant

As approved by the Board on April 23, 2019


**AFFIRMATION OF APPLICANT'S ATTORNEY**

For (Name of Applicant): Brevard County Board of County Commissioners d/b/a Space Coast Area Transit

As the undersigned Attorney for the above-named Applicant, I hereby affirm to the Applicant that it has authority under state, local, or tribal government law, as applicable, to make and comply with the Certifications and Assurances as indicated on the foregoing pages. I further affirm that, in my opinion, the Certifications and Assurances have been legally made and constitute legal and binding obligations on it.

I further affirm that, to the best of my knowledge, there is no legislation or litigation pending or imminent that might adversely affect the validity of these Certifications and Assurances, or of the performance of its FTA assisted Award.

Signature



Date:

4/2/2019

Name Abigail Forrester Jorandby

Attorney for Applicant

*Each Applicant for federal assistance to be awarded by FTA must provide an Affirmation of Applicant's Attorney pertaining to the Applicant's legal capacity. The Applicant may enter its electronic signature in lieu of the Attorney's signature within TrAMS, provided the Applicant has on file and uploaded to TrAMS this hard-copy Affirmation, signed by the attorney and dated this federal fiscal year.*



## **Exhibit Q: Triennial Review— CAP Closeout**

**Lively, Cathy**

---

**From:** Hill, Dwight CTR (FTA) <Dwight.Hill.CTR@dot.gov>  
**Sent:** Tuesday, May 23, 2017 10:50 AM  
**To:** Lively, Cathy  
**Cc:** White, Christopher (FTA)  
**Subject:** RE: FY 2016 Triennial Correctives Actions - still open  
**Attachments:** Procurement File Checklist\_FTA.pdf; Procurement File Checklist\_Sample.pdf  
  
**Importance:** High

Good Morning Cathy,

Thanks to Brevard Co, for the effort put into bringing the agency's procurement procedures into compliance w/FTA's requirements. The procedures have addressed all the required element except 'one,' "Veteran's Preference." Please ensure this element is included in your procurement procedures. Also, the agency has included many of the recommended "forms/checklists," which is very good. However, the agency is strongly "encouraged" to make use of some type of 'Procurement File Checklist.' This will aid in ensuring many of the required steps of the procurement are not missed. I've attached a couple of samples for your convenience.

There is no need to "re-submit" the procedures again for review of the one missing element. This correspondence will act as evidence of 'notice' of the missing element for future reference.

Again, thank you.

v/r  
Dwight Hill, CFCM, Contractor  
Sr. Contracts Consultant  
FTA Region 04 - Atlanta  
230 Peachtree Street, NW, Suite 1400  
Atlanta, GA 30303  
404-865-5641  
[Dwight.hill.ctr@dot.gov](mailto:Dwight.hill.ctr@dot.gov)

## END OF APPLICATION

5310 Grant Application Revised on 18 September 2018

Revised by: Jarrell Smith, 5310 Coordinator

FDOT Public Transit Office

605 Suwannee Street (MS 26)

Tallahassee, Florida 32399-0450

Work Phone: 850-414-4045 Email: [jarrell.smith@dot.state.fl.us](mailto:jarrell.smith@dot.state.fl.us)